

MHQ0603P0N9CT000



Applications	Commercial Grade
Feature	<div>MultilayerMultilayer</div> <div>Non-Mag CoreNon-Magnetic Core (Dielectric Ceramic)</div> <div>Super High QSuper High Q</div>
Series   Type	MHQ-P
Status	Production
Brand	TDK



Size	
Length(L)	0.65mm ±0.05mm
Width(W)	0.35mm ±0.05mm
Thickness   Height	0.35mm ±0.05mm
Recommended Land Pattern (A)	0.25mm Nom.
Recommended Land Pattern (B)	0.30mm Nom.
Recommended Land Pattern (C)	0.30mm Nom.

Electrical Characteristics	
Inductance	0.9nH ±0.2nH at 500MHz
Rated Current	1A
DC Resistance [Typ.]	20mΩ
DC Resistance [Max.]	70mΩ
Self Resonant Frequency [Min.]	10GHz
Self Resonant Frequency [Typ.]	18.8GHz
Q [Min.]	
Q [Typ.]	

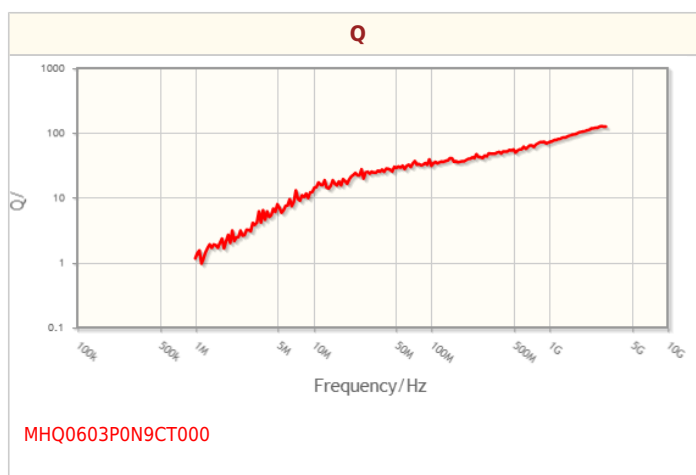
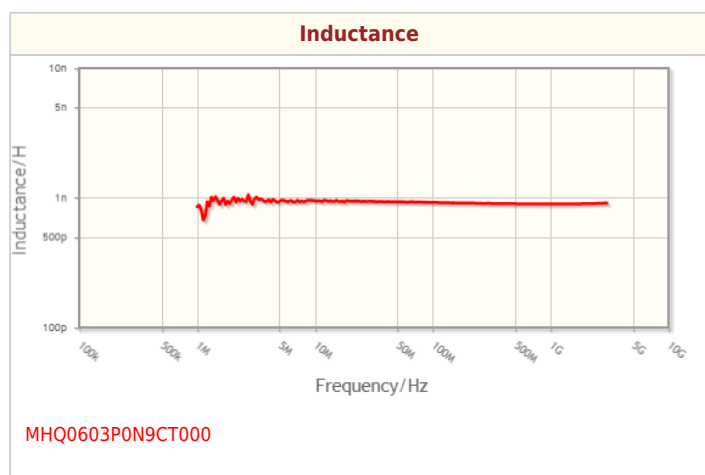
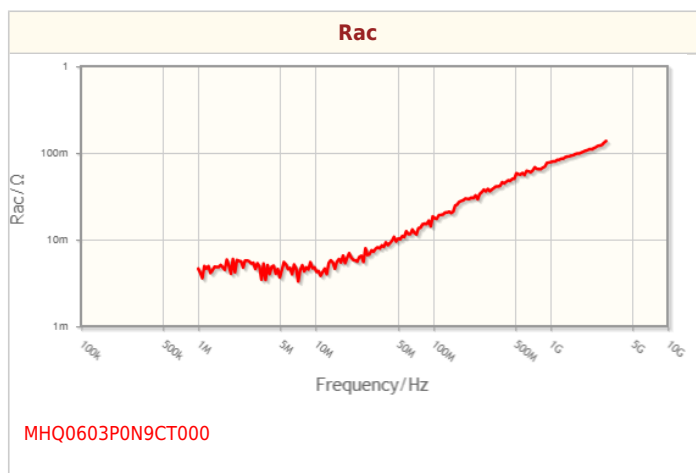
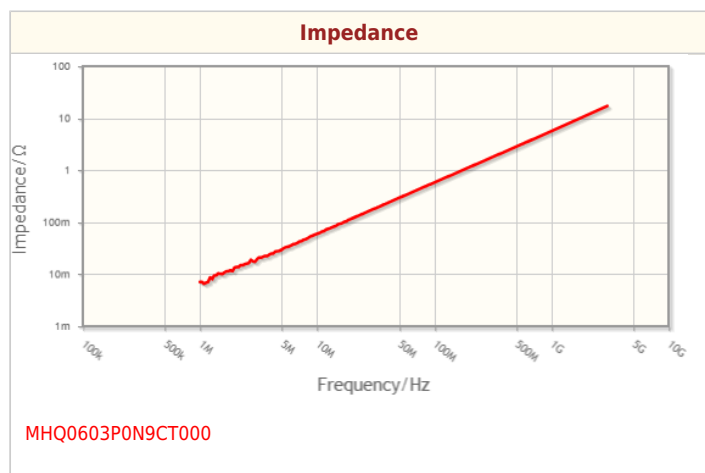
Other	
Operating Temp. Range	-55 to 125°C
Soldering Method	Reflow
AEC-Q200	NO
Packing	Punched (Paper)Taping [180mm Reel, Tape width 8mm]
Package Quantity	15000pcs
Weight	0.0002g

! Images are for reference only and show exemplary products.  
! This PDF document was created based on the data listed on the TDK Corporation website.  
! All specifications are subject to change without notice.

MHQ0603P0N9CT000



## Characteristic Graphs(This is reference data, and does not guarantee the products characteristics.)





# Associated Images

