

Contact insert - HC-Q02-I-CT-F - 1419895


Please be informed that the data shown in this PDF Document is generated from our Online Catalog. Please find the complete data in the user's documentation. Our General Terms of Use for Downloads are valid (<http://phoenixcontact.com/download>)



Contact insert, Size: D7, Number of positions: 2+PE, Socket, Crimp connection, 400 V, 40 A, 1.5 mm² ... 6 mm², Application: Power

RoHS

Key Commercial Data

Packing unit	1
GTIN	 4 055626 256146
GTIN	4055626256146
Custom tariff number	85389099

Technical data

General

Note	for HC-D7 housing, axial connection 2.0 mm, Allen key
Connection method	Crimp connection
Degree of pollution	3
Overvoltage category	III
Number of positions	2+PE
Insertion/withdrawal cycles	≥ 500
Size	D7
Conductor cross section	1.5 mm ² ... 6 mm ²
Connection cross section AWG	16 ... 10
Stripping length of the individual wire	9 mm (1.5 ... 6.0 mm ²)
Assembly instructions	-The axial screw connection must be established using a 2 mm Allen wrench. -Use only stranded wires for axial screw connection.

Contact insert - HC-Q02-I-CT-F - 1419895

Technical data

General

	-Plug-in connections may only be operated only when there is no load/voltage.
Connection	<p>Note regarding axial connection technology: Only for stranded wires. The specified conductor cross sections refer to the geometric cross section of the cable used. Use of cables with a geometric cross section very different from the cable's nominal cross section should be checked before use. The wiring space of the axial screw method is established for fine strand cables in accordance with VDE 0295 Class 5. Deviating cable structures (e.g., Class 6 cables) should be checked before use. Assembly instructions Before assembly, ensure that the tapered screw is turned back all the way (chamber is open). The cables must not be twisted. The wires should be inserted as far as they will go into the contact chamber (until the insulation touches the contact). Hold the wires in position and use the socket wrench to tighten. The used wire end should be cut off before connecting again. The connection screw may only be retightened once to prevent the litz wires from breaking. To prevent damage to the contact, the wire/cable should be mechanically intercepted at an appropriate distance from the connection point (e.g., by using a plate cutout). DIN VDE 0100-520:2003-06 contains information on how to do this correctly. When not using PE contacts: set the PE contact as far as possible in a clockwise direction.</p>

Ambient conditions

Ambient temperature (operation)	-40 °C ... 125 °C (including heating up of contacts)
---------------------------------	------------------------------------------------------

Material data

Contact material	Copper alloy
Contact surface material	Ag
Contact carrier material	PC

Electrical characteristics

Rated voltage (III/3)	400 V
Rated surge voltage	6 kV
Rated current	40 A

Standards and Regulations

Constructional and testing regulations	DIN VDE 0627/86
	DIN VDE 0110/02.79
	DIN VDE 0110-1/04.97
	IEC 60664-1, DIN IEC 60512
	IEC 60352
Flammability rating according to UL 94	V0

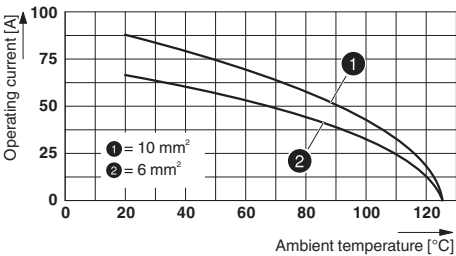
Drawings

Contact insert - HC-Q02-I-CT-F - 1419895

Schematic diagram

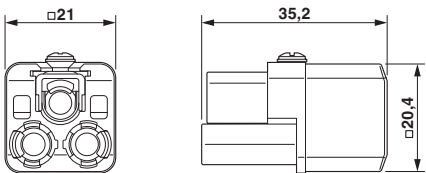


Diagram



Derating diagram: Series HC-HS2-D7-E...S

Dimensional drawing



Female insert

Classifications

eCl@ss

eCl@ss 5.1	27143424
eCl@ss 6.0	27143424
eCl@ss 7.0	27440205
eCl@ss 8.0	27440205
eCl@ss 9.0	27440205

ETIM

ETIM 5.0	EC000438
----------	----------

UNSPSC

UNSPSC 13.2	39121522
-------------	----------

Accessories

Accessories

Coding element

Contact insert - HC-Q02-I-CT-F - 1419895

Accessories

Coding profile - HC-MOD-K-CP - 1408562



Coding profile for HC-MOD-K... housing

Crimp contact

Crimp contact - CK4,0-ED-1,50BU AG - 1663271



Turned 4.0 crimp contact, individual female contact, core diameter 1.50 mm², silver-plated

Crimp contact - CK4,0-ED-2,50BU AG - 1663284



Turned 4.0 crimp contact, individual female contact, core diameter 2.50 mm², silver-plated

Crimp contact - CK4,0-ED-4,00BU AG - 1663297



Turned 4.0 crimp contact, individual female contact, core diameter 4.00 mm², silver-plated

Crimp contact - CK4,0-ED-6,00BU AG - 1663307



Turned 4.0 crimp contact, individual female contact, core diameter 6.00 mm², silver-plated

Contact insert - HC-Q02-I-CT-F - 1419895

Accessories

Crimp contact - CK4,0-ED-10,00BU AG - 1586183



Turned 4.0 crimp contact, single socket contact, 10 mm² conductor cross section, silver-plated

Crimping tool

Crimping pliers - CRIMPFOX-TC 4 - 1212113



Crimping pliers, for CK 1,6-ED..., CK 2,5-ED..., CK 4,0-ED... turned contacts, 4 marked die stations, unlockable pressure lock, lateral entry, incl. positioning tool

Crimping pliers - CRIMPFOX-TC 10 - 1212114



Crimping pliers, for turned contacts with a pin diameter of 4.0 mm, two marked die stations, pressure lock can be released, lateral entry, incl. positioning help