90W AC-DC Reliable Green Medical Adaptor

GSM90A series

User's Manual Click Me

Video Click Me

Energy Verified Rendement Énergétique Vérifié

BS EN/EN60601-1 ANSI/AAMI ES60601-1 IEC60601-1 TPTC004

Features

- 3 pole AC inlet IEC320-C14, Class I power unit
- Medical safety approved (2 x MOPP) according to ANSI/AAMI ES60601-1 and IEC/BS EN/EN60601-1
- Extremely low leakage current
- No load power consumption<0.15W
- Energy efficiency level VI and meet CoC Version 5
- -30~+70℃ wide range working temperature
- Protections: Short circuit / Overload / Over voltage / Over temperature
- LED indicator for power on
- Lifetime > 130 K hours
- Various DC plug quick adapter accessory available (Plug kit sold sperately, please refer to : https://www.meanwell.com/upload/pdf/DC_plug.pdf)
- 3 years warranty

Applications

- Mobile clinical workstation
- Oral irrigator
- Portable hemodialysis machine
- Breath Machine
- Medical computer monitor

GTIN CODE

MW Search: https://www.meanwell.com/serviceGTIN.aspx

Description

GSM90A is a highly reliable, 90W desktop style single-output green medical adaptor series. This product is equipped with a 3-pin (with FG) standard IEC320-C14 power plug, adopting the input range from 80VAC to 264VAC. The entire series supplies different output voltages between 12VDC and 48VDC that can satisfy the demands for various kinds of medical electrical devices. The circuitry design meets the international medical standards (2*MOPP), having an ultra low leakage current (<100μA), fitting the medical devices in direct electrical contact with the patients.

With the efficiency up to 91% and the extremely low no-load power consumption below 0.15W, GSM90A is compliant with USA EISA 2007/DoE, Canada NRCan, Australia and New Zealand MEPS, EU ErP,and meet Code of Conduct (CoC) Version 5. The supreme feature allows the adaptor to save the energy when it is either under the operating mode or the standby mode. The entire series utilizes the 94V-0 flame retardant plastic case. GSM90A is approved with the international medical safety certificates.

Model Encoding

GSM90 A 12 - P1M

- DC plug type: P1M: Standard model,2.5ϕx5.5ϕx11mm,C+,tuning fork type; Other options available by customer requested (see Page 4~5)
- Output voltage
- IEC320-C14 AC inlet
- Rated wattage
- Series name

Downloaded from Arrow.com.

SPECIFICATION

ORDER NO.		GSM90A12-P1M	GSM90A15-P1M	GSM90A19-P1M	GSM90A24-P1M	GSM90A48-P1M
OUTPUT	SAFETY MODEL NO.	GSM90A12	GSM90A15	GSM90A19	GSM90A24	GSM90A48
	DC VOLTAGE Note.2	12V	15V	19V	24V	48V
	RATED CURRENT	6.67A	6A	4.74A	3.75A	1.87A
	CURRENT RANGE	0 ~ 6.67A	0 ~ 6A	0 ~ 4.74A	0 ~ 3.75A	0 ~ 1.87A
	RATED POWER (max.)	80W	90W	90W	90W	90W
	RIPPLE & NOISE (max.) Note.3	120mVp-p	120mVp-p	120mVp-p	180mVp-p	200mVp-p
	VOLTAGE TOLERANCE Note.4	±5.0%	±5.0%	±4.0%	±3.0%	±2.5%
	LINE REGULATION Note.5	±1.0%	±1.0%	±1.0%	±1.0%	±1.0%
	LOAD REGULATION	±5.0%	±5.0%	±4.0%	±3.0%	±2.5%
	SETUP, RISE TIME Note.6	1000ms, 50ms / 230VAC 1000ms, 50ms / 115VAC at full load				
	HOLD UP TIME (Typ.)	40ms / 230VAC 25ms / 115VAC at full load				
INPUT	VOLTAGE RANGE Note.7	80 ~ 264VAC				
	FREQUENCY RANGE	47 ~ 63Hz				
	POWER FACTOR (Typ.)	PF>0.91 / 230VAC PF>0.95 / 115VAC at full load				
	EFFICIENCY (Typ.)	88%	89%	89%	90%	91%
	AC CURRENT (Typ.)	1.3A / 115VAC 0.6A / 230VAC				
	INRUSH CURRENT (Typ.)	Cold start 30A/115VAC 60A / 230VAC				
	LEAKAGE CURRENT(max.)	Earth leakage current < 125μA/264VAC , Touch current < 100μA/264VAC				
PROTECTION	OVERLOAD	110 ~ 150% rated output power				
		Protection type : Hiccup mode, recovers automatically after fault condition is removed				
	OVER VOLTAGE	105 ~ 135% rated output voltage				
		Protection type : Shut down o/p voltage, re-power on to recover				
	OVER TEMPERATURE	Shut down o/p voltage, re-power on to recover				
ENVIRONMENT	WORKING TEMP.	-30 ~ +70℃ (Refer to "Derating Curve")				
	WORKING HUMIDITY	20% ~ 90% RH non-condensing				
	STORAGE TEMP., HUMIDITY	-40 ~ +85℃, 10 ~ 95% RH non-condensing				
	TEMP. COEFFICIENT	±0.03% / ℃ (0~40℃)				
	VIBRATION	10 ~ 500Hz, 2G 10min./1cycle, period for 60min. each along X, Y, Z axes				
	OPERATING ALTITUDE Note.8	3000 meters				
SAFETY & EMC (Note 9)	SAFETY STANDARDS	IEC 60601-1:2005+A1+A2, TUV BS EN/ EN 60601-1:2006+A1+A12+A2, ANSI/AAMI ES60601-1:2005+A2 CAN/CSA C22.2 No. 60601-1:2014+A2,EAC TP TC 004 approved				
	ISOLATION LEVEL	Primary-Secondary: 2xMOPP, Primary-Earth: 1xMOPP				
	WITHSTAND VOLTAGE	I/P-O/P:4KVAC I/P-FG:2KVAC O/P-FG:SHORT				
	ISOLATION RESISTANCE	I/P-O/P:100M Ohms / 500VDC / 25℃/ 70% RH				
	EMC EMISSION	**Parameter**	**Standard**	**Test Level / Note**		
		Conducted emission	BS EN/EN55011 (CISPR11), FCC PART 15 / CISPR22	Class B		
		Radiated emission	BS EN/EN55011 (CISPR11), FCC PART 15 / CISPR22	Class B		
		Harmonic current	BS EN/EN61000-3-2	Class A		
		Voltage flicker	BS EN/EN61000-3-3	-----		
	EMC IMMUNITY	BS EN/EN60601-1-2, BS EN/EN61204-3				
		Parameter	**Standard**	**Test Level / Note**		
		ESD	BS EN/EN61000-4-2	Level 4, 15KV air ; Level 4, 8KV contact		
		RF field susceptibility	BS EN/EN61000-4-3	Level 3, 10V/m(80MHz~2.7GHz) Table 9, 9~28V/m(385MHz~5.78GHz)		
		EFT bursts	BS EN/EN61000-4-4	Level 3, 2KV		
		Surge susceptibility	BS EN/EN61000-4-5	Level 3, 1KV/Line-Line , 2KV/Line-FG		
		Conducted susceptibility	BS EN/EN61000-4-6	Level 3, 10V		
		Magnetic field immunity	BS EN/EN61000-4-8	Level 4, 30A/m		
		Voltage dip, interruption	BS EN/EN61000-4-11	100% dip 1 periods, 30% dip 25 periods, 100% interruptions 250 periods		
OTHERS	MTBF	2538.4K hrs min. Telcordia SR-332 (Bellcore) ; 387.5K hrs min. MIL-HDBK-217F (25℃)				
	DIMENSION	145*60*32mm (L*W*H)				
	PACKING	0.45Kg; 30pcs/14.5Kg/0.9CUFT				
CONNECTOR	PLUG	See page 4~5 ; Other type available by customer requested				
	CABLE	See page 4~5 ; Other type available by customer requested				

NOTE

1. All parameters are specified at 230VAC input, rated load, 25℃ 70% RH ambient.
2. DC voltage: The output voltage set at point measure by plug terminal & 50% load.
3. Ripple & noise are measured at 20MHz by using a 12" twisted pair terminated with a 0.1μF & 47μF capacitor.
4. Tolerance: includes set up tolerance, line regulation, load regulation.
5. Line regulation is measured from low line to high line at rated load.
6. Length of set up time is measured at first cold start. Turning ON/OFF the power supply may lead to increase of the set up time.
7. Derating may be needed under low input voltages. Pleas check the derating curve for more details.
8. The ambient temperature derating of 3.5℃/1000m with fanless models and of 5℃/1000m with fan models for operating altitude higher than 2000m(6500ft).
9. The power supply is considered as an independent unit, but the final equipment still need to re-confirm that the whole system complies with the EMC directives. For guidance on how to perform these EMC tests, please refer to "EMI testing of component power supplies." (as available on https://www.meanwell.com//Upload/PDF/EMI_statement_en.pdf)

※ Product Liability Disclaimer : For detailed information, please refer to https://www.meanwell.com/serviceDisclaimer.aspx

Downloaded from Arrow.com.

■ Derating Curve

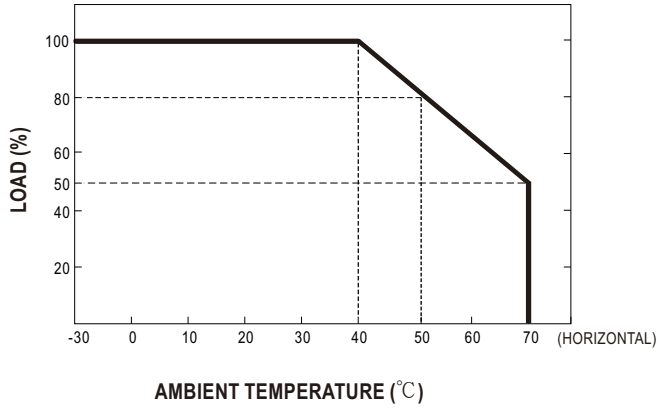

■ Static Characteristics

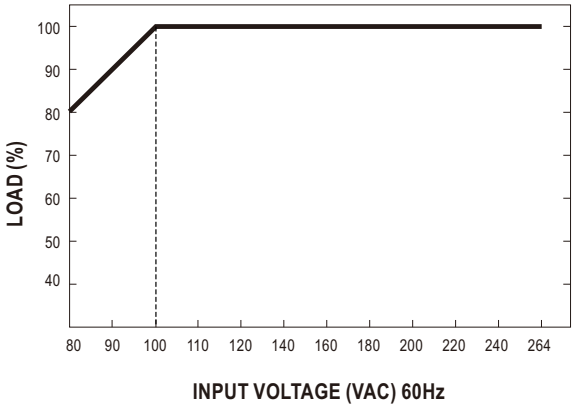

■ Mechanical Specification

(Unit: mm , tolerance ± 1mm)

Case No. GS90A

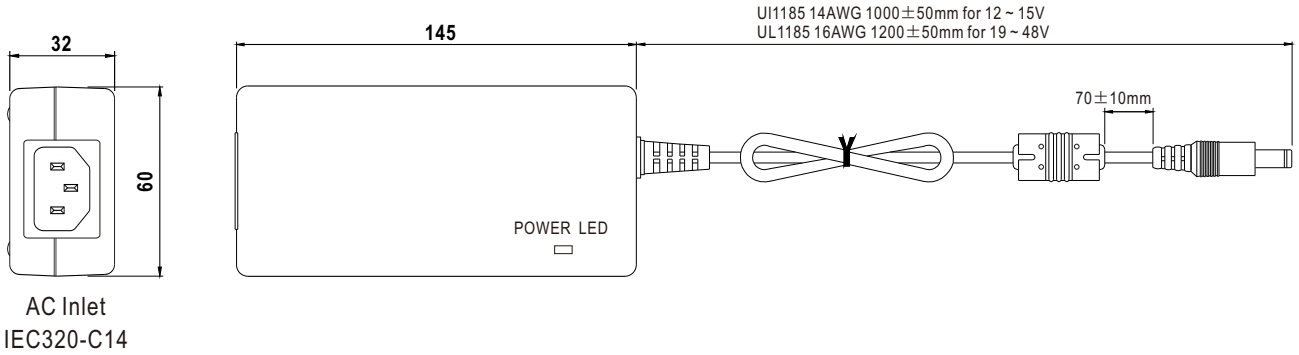

■ DC output plug

◎ Standard plug: P1M

P1M	Pin Assignment
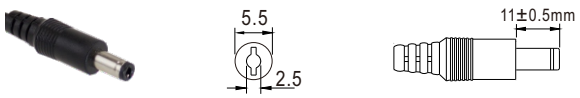	 Outside Inside -V connected to AC FG(standard) -V not connected to AC FG(optional)

Downloaded from Arrow.com.

◎ DC plug changeable through:

(1) Customization of the standard part with an optional DC plug according to the table (MOQ applicable)

(2) Quick adapter accessory (sold separately without MOQ)

Please refer to below table and online selection guide : https://www.meanwell.com/upload/pdf/DC_plug.pdf

Example quick adapter accessory:

◎ Optional DC plug: (Available in customized cable or quick adapter)

Tuning Fork Style	Type No.	A / OD	B / ID	C / L	Quick Adapter Accessory
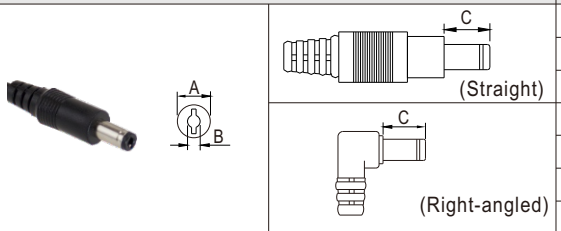	P1I	5.5	2.1	9.5	
	P1L	5.5	2.5	9.5	
	P1J	5.5	2.1	11.0	Available (Current rating: 7.5A max.)
	P1JR	5.5	2.1	11.0	
	P1IR	5.5	2.1	9.5	
	P1LR	5.5	2.5	9.5	
	P1MR	5.5	2.5	11.0	
Barrel Style	**Type No.**	**A / OD**	**B / ID**	**C / L**	
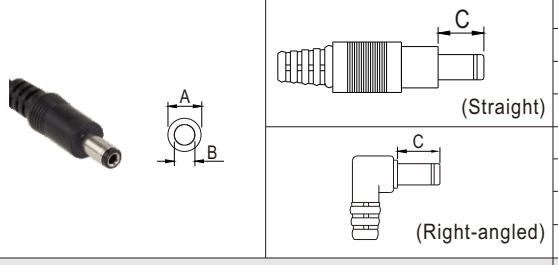	P2I	5.5	2.1	9.5	None
	P2J	5.5	2.1	11.0	
	P2L	5.5	2.5	9.5	
	P2M	5.5	2.5	11.0	
	P2IR	5.5	2.1	9.5	
	P2JR	5.5	2.1	11.0	
	P2LR	5.5	2.5	9.5	
	P2MR	5.5	2.5	11.0	
Lock Style	**Type No.**	**A / OD**	**B / ID**	**C / L**	
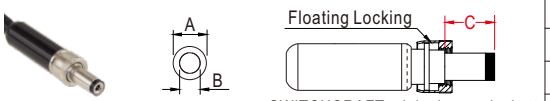	P2S(S761K)	5.53	2.03	12.06	None
	P2K(761K)	5.53	2.54	12.06	
	P2C(S760K)	5.53	2.03	9.52	
	P2D(760K)	5.53	2.54	9.52	
Min. Pin Style	**Type No.**	**A / OD**	**B / ID**	**C / L**	
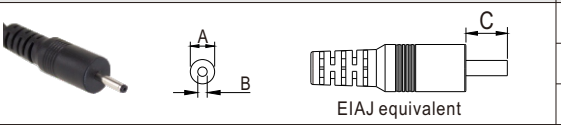	P3A	2.35	0.7	11.0	None
	P3B	4.0	1.7	11.0	
	P3C	4.75	1.7	11.0	

Center Pin Style	Type No.	A / OD	B / ID	C / L	D / Center Pin	Quick Adapter Accessory
	P4A	5.5	3.4	11.0	1.0	None
	P4B	6.5	4.4	11.0	1.4	
	P4C	7.4	5.1	11.0	0.6	

Downloaded from Arrow.com.

Min. DIN 3 Pin with Lock (male)	Type No.	Pin Assignment		Quick Adapter Accessory
		PIN No.	Output	
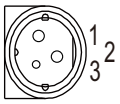 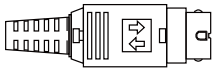 KYCON KPPX-3P equivalent	R6B	1	+Vo	None
		2	-Vo	
		3	+Vo	

Min. DIN 4 Pin with Lock (male)	Type No.	Pin Assignment		
		PIN No.	Output	
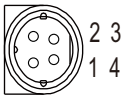 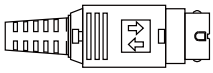 KYCON KPPX-4P equivalent	R7B	1	+Vo	Available (Current rating: 7.5A max.)
		2	-Vo	
		3	-Vo	
		4	+Vo	

Min. DIN 4 Pin with Lock (female)	Type No.	Pin Assignment		
		PIN No.	Output	
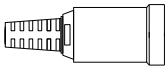 KYCON KPJX-CM-4S equivalent	R7BF	1	+Vo	None
		2	-Vo	
		3	-Vo	
		4	+Vo	

DIN 5 Pin (male)	Type No.	Pin Assignment		
		PIN No.	Output	
	R1B	1	-Vo	None
		2	-Vo	
		3	+Vo	
		4	-Vo	
		5	+Vo	

Stripped and tinned leads	Type No.	Pin Assignment		
		PIN No.	Output	
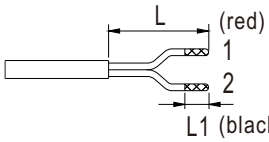 Length of Land L1 by request (MW's standard length, L: 25 mm, L1: 5 mm) (NOTE: The wire color is for reference only, please refer to the actual product)	by customer	1	+Vo	None
		2	-Vo	

■ Installation Manual

Please refer to : http://www.meanwell.com/manual.html

Downloaded from Arrow.com.