

OTX-ACC

Data Sheet

Product Description



Minimize the risk of damage and give your OEM transmitter a distinctive product look. This durable skin provides enhanced protection from scratches, bumps, and minor falls for any Linx OEM compact or long-range handheld transmitter. The skin is a perfect way to enhance the

perceived value of your OEM product and better protect transmitters in challenging consumer and industrial environments. The included belt clip accommodates the extra thickness of the skin while providing an attachment point for the optional leash. The leash allows for convenient carrying alternatives or attachment to fixed equipment. The skin and belt clip may be ordered as a factory installed option or separately as an easily installed kit.

Features

- Cost-effective
- Comfortable, ergonomic design
- Provides a rugged, cosmetically attractive appearance
- Rubberized exterior provides a secure grip
- Enhanced protection from scratches and minor bumps and falls
- Easy access opening for address selection or programming
- Fits OTX-LR8, OTX-CP8, CMD-HHLR and CMD-HHCP models
- Optional leash for convenient carrying or tethered equipment attachment
- Standard colors are gray and black
- Custom colors available for high volume orders

Ordering Information

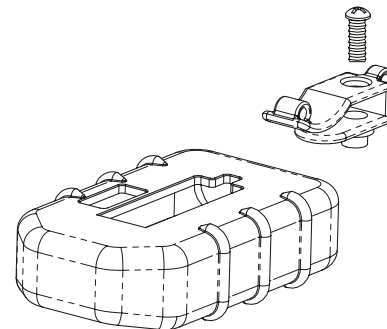
OTX-ACC-KIT-HH-OEM-x (factory installed)

OTX-ACC-KIT-HH-xxx (case and belt clip for retro-fit)


OTX-ACC-KIT-LSH-8.5 (optional 8.5" leash with belt clip cord)

x = G (gray); B (black) | xxx = GRY (gray); BLK (black)

Product Components



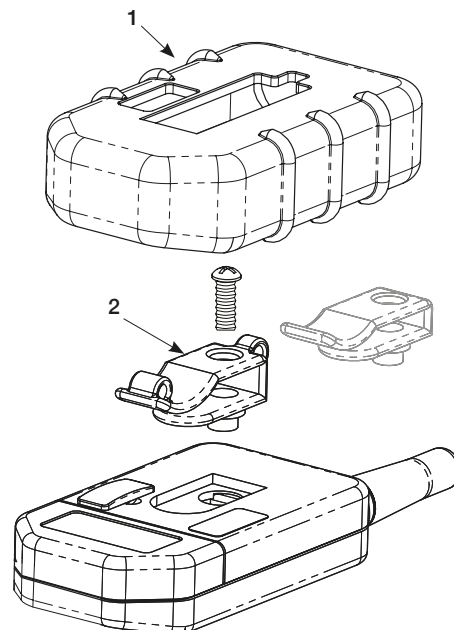
Case and belt clip (OTX-ACC-KIT-HH-x)



Optional leash (OTX-ACC-LSH-8.5)

Installation Instructions

1. Remove belt clip from CMD or OTX Handheld.
2. Install OTX-ACC-BOOT-HH-xxx (1) over Handheld.
3. Install OTX-ACC-CLP-HH-xxx (2) using screw retained from Step 1. Torque screw to 4.0 IN.-LB (0.45 N-m). Avoid overtightening of screw and causing deformation at the side of the enclosure.



TE TECHNICAL SUPPORT CENTER

| | |
|-------------------|-----------------------|
| USA: | +1 (800) 522-6752 |
| Canada: | +1 (905) 475-6222 |
| Mexico: | +52 (0) 55-1106-0800 |
| Latin/S. America: | +54 (0) 11-4733-2200 |
| Germany: | +49 (0) 6251-133-1999 |
| UK: | +44 (0) 800-267666 |
| France: | +33 (0) 1-3420-8686 |
| Netherlands: | +31 (0) 73-6246-999 |
| China: | +86 (0) 400-820-6015 |

te.com

TE Connectivity, TE, TE connectivity (logo), Linx and Linx Technologies are trademarks owned or licensed by the TE Connectivity Ltd. family of companies. All other logos, products and/or company names referred to herein might be trademarks of their respective owners.

The information given herein, including drawings, illustrations and schematics which are intended for illustration purposes only, is believed to be reliable. However, TE Connectivity makes no warranties as to its accuracy or completeness and disclaims any liability in connection with its use. TE Connectivity's obligations shall only be as set forth in TE Connectivity's Standard Terms and Conditions of Sale for this product and in no case will TE Connectivity be liable for any incidental, indirect or consequential damages arising out of the sale, resale, use or misuse of the product. Users of TE Connectivity products should make their own evaluation to determine the suitability of each such product for the specific application.

TE Connectivity warrants to the original end user customer of its products that its products are free from defects in material and workmanship. Subject to conditions and limitations TE Connectivity will, at its option, either repair or replace any part of its products that prove defective because of improper workmanship or materials. This limited warranty is in force for the useful lifetime of the original end product into which the TE Connectivity product is installed. Useful lifetime of the original end product may vary but is not warranted to exceed one (1) year from the original date of the end product purchase.

©2023 TE Connectivity. All Rights Reserved.

05/23 Original