
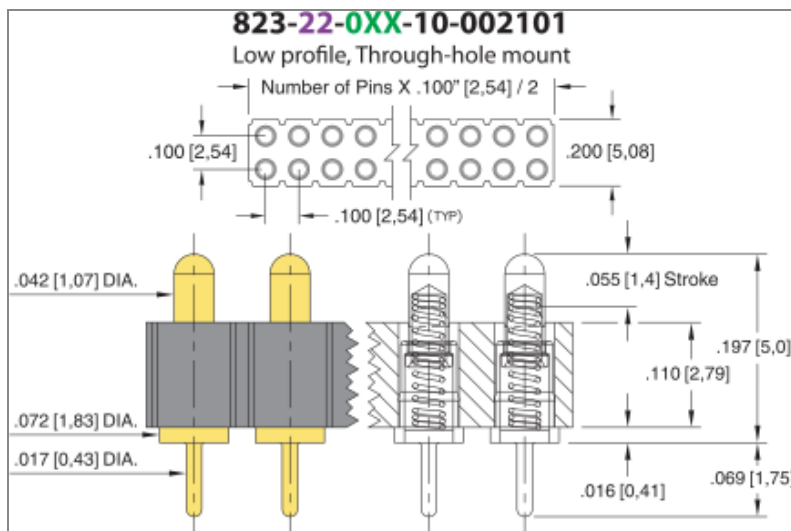




PRODUCT NUMBER: 823-22-010-10-002101

www.mill-max.com
DATA SHEET



823-22-010-10-002101- SPECIFICATIONS

General Info	
Description ¹ :	PCB Mount Spring-Loaded Header
	Vertical Mount Through-Hole
Type:	Spring-Loaded
Category:	Pogo Pin Header Strip
Mounting Style:	Through Hole Solder Mount
# Pins:	10
RoHS ² :	Yes
Product Lifecycle:	Active

Materials	
Shell Plating:	20μ" Gold over Nickel
Inner Plating:	(Spring) 10μ" Gold
Loose Pin/Receptacle Used:	0906 (Brass Alloy)
Insulator Material:	Nylon 46

Technical Specs	
Temperature Range ³ :	-55/+125° C
Initial Height:	.197" (5,004mm)
Stroke:	.055" (1,397mm)
Pitch:	.100" (2,540mm)
Rows:	Double Row (2)
A Dim:	.197" (5,004mm)
B Dim:	.055" (1,397mm)

NOTES:

1. Standard Tolerances

Assembly tolerance: +/- .010" (.25mm)

Connector Length "L"

Connector Length "L"	Tolerance
L ≤ 2" (L ≤ 50.8 mm)	+/- .005" (+/- .127 mm)
2 < L ≤ 3" (50.8 < L ≤ 76.2 mm)	+ .007 / - .006" (+ .178 / - .152 mm)
3 < L ≤ 4" (76.2 < L ≤ 101.6 mm)	+ .009 / - .007" (+ .229 / - .178 mm)
4 < L ≤ 5" (101.6 < L ≤ 127 mm)	+ .011 / - .008" (+ .279 / - .203 mm)
5 < L ≤ 6.4" (127 < L ≤ 162.56 mm)	+ .013 / - .009" (+ .330 / - .229 mm)

Insulator width: +/- .005 (.13mm)

Insulator height: +/- .005 (.13mm)

Co-planarity of SMT connectors: .005" (.13mm) up to 1" (25.4mm) in connector length

Insulator Flatness: .005" (.13mm) up to 1" (25.4mm) in connector length

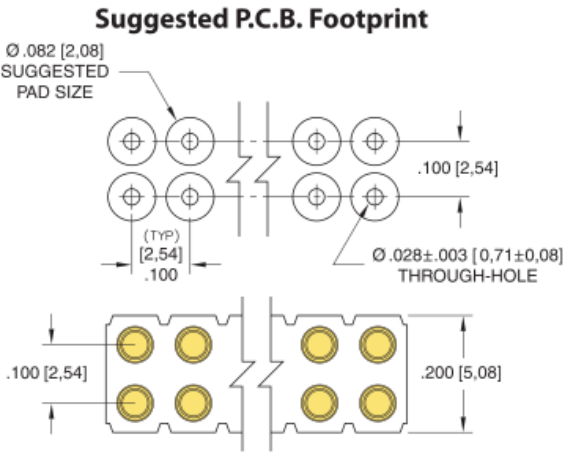
Pin Length: +/- .006 (.15mm)

Pin Diameter: +/- .002 (.051mm)

Pin Angle: +/- 2°

2. Mill-Max products labeled with the RoHS symbol are compliant with all three ROHS Directives. All of our products previously described as RoHS (2002/95/EC) and RoHS-2 (2011/65/EC) are also compliant with RoHS-3 (2015/863/EU).
3. Per IEC 60512-11-(4,-9,-10,-12)

ADDITIONAL PARTS, PACKAGING, & ASSEMBLY INFO



ADDITIONAL NOTES AND SPECIFICATIONS

In the interest of improved design, quality and performance , Mill-Max reserves the right to make changes in its specifications without prior notice. Specifications and tolerances are provided wherever possible. The tolerance on dimensions of critical to function features is typically held tighter than the stated standard tolerances, such as press-fits, holes and lengths affecting the coplanarity of SMT products. Due to the wide variety of interconnects Mill-Max offers, the specific tolerances vary from product to product. If you need information regarding the tolerance of a particular part, please contact Technical Services.

RELATED LINKS AND DOCUMENTS

Engineering Notebook: (<https://www.mill-max.com/engineering-notebooks/introduction-to-spring-loaded-pogo-pins-connectors>)

Environmental Compliance: (<https://www.mill-max.com/rohs>)