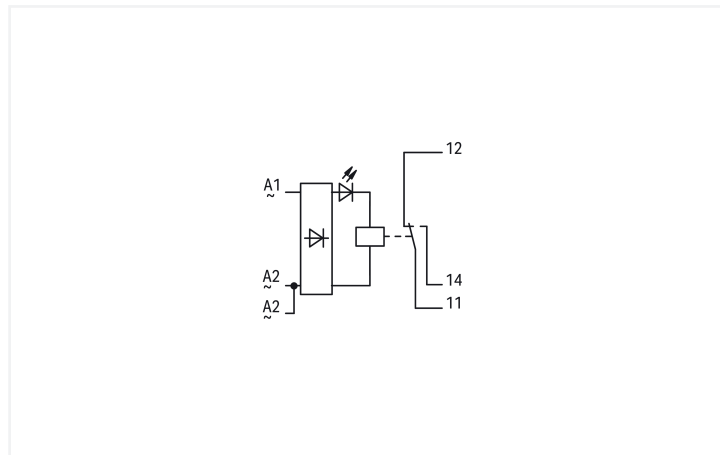



Data Sheet | Item Number: 288-508

Relay module; Nominal input voltage: 230 VAC; 1 changeover contact; 2,50 mm²; gray

<https://www.wago.com/288-508>



Color: ■ gray

Technical data

Control circuit

Nominal input voltage U_N	230 VAC
Input voltage range	±10 %
Nominal input current at U_N	7 mA

Load circuit

Number of changeover/switchover contacts	1
Contact material (relay)	AgNi 90/10
Limiting continuous current	6 A
Inrush current (resistive) max.	(AC) 16 A / 4 s
Switching Voltage, Max.	250 VAC
Switching power (resistive) max.	AC 1500 VA
Pull-in time (typ.)	9 ms
Drop-out time (typ.)	3 ms
Bounce time (typ.)	2 ms
Electrical life (NO; resistive load; 23 °C)	100 x 10 ³ switching operations
Mechanical life	30 x 10 ⁶ switching operations

Safety and protection

Rated Voltage	300 V
Rated impulse withstand voltage	2.5 kV
Pollution degree	2
Dielectric strength (control/load circuit) (AC, 1 min)	4 kVrms
Dielectric strength (open contact) (AC, 1 min)	1 kVrms

Connection Data

Connection technology	CAGE CLAMP®
Solid conductor	0.08 ... 2.5 mm ² / 28 ... 12 AWG
Fine-stranded conductor	0.08 ... 2.5 mm ² / 28 ... 12 AWG
Strip length	5 ... 6 mm / 0.2 ... 0.24 inches

Physical data

Width	20.5 mm / 0.807 inches
Height	85 mm / 3.346 inches
Depth from upper-edge of DIN-rail	48 mm / 1.89 inches

Mechanical data

Mounting type	DIN-35 rail
---------------	-------------

Material data

Note (material data)	Information on material specifications can be found here
Color	gray
Fire load	0.444 MJ
Weight	40.4 g

Environmental requirements

Ambient temperature (operation at U _N)	-25 ... +40 °C
Ambient temperature (storage)	-40 ... +80 °C
Processing temperature	-25 ... +50 °C

Standards and Specifications

Standards/specifications	EN 60664-1
--------------------------	------------

Commercial data

Product Group	6 (INTERFACE ELECTRONIC)
PU (SPU)	10 (1) pcs
Packaging type	Box
Country of origin	DE
GTIN	4045454192686
Customs tariff number	85364900990

Product Classification

UNSPSC	39122334
eCl@ss 10.0	27-37-16-01
eCl@ss 9.0	27-37-16-01
ETIM 9.0	EC001437
ETIM 10.0	EC001437
ECCN	NO US CLASSIFICATION

Environmental Product Compliance

RoHS Compliance Status	Compliant, No Exemption
SCIP notification number (Austria)	6bc2e648-cf09-4497-834f-2bb17cd10b35
SCIP notification number (Belgium)	4b46c18f-3115-4e08-a360-b1247623e7c2
SCIP notification number (Bulgaria)	068927df-6d56-4a4f-82f1-d29e894b2f54
SCIP notification number (Czech Republic)	2f68d7ff-27f0-4487-a2e1-2afbaacecfad
SCIP notification number (Denmark)	ba5f099e-8de1-439b-872d-b439403d09b9
SCIP notification number (Finland)	3c457995-bb3e-4c01-94e2-51b781005bc9
SCIP notification number (France)	97596b31-8677-43fb-89c3-bb034f10e8eb
SCIP notification number (Germany)	50eb1042-e19b-4646-b968-3d5904c94810
SCIP notification number (Hungary)	ea881867-6997-44bf-88c9-e97d46d1b029
SCIP notification number (Italy)	0207166e-7ca8-4719-b159-a3a14f6c070f
SCIP notification number (Netherlands)	58089748-d777-46bf-8f42-c2f22c07fc01
SCIP notification number (Poland)	19c85501-97f5-40b9-a7b5-efdce2acfc92
SCIP notification number (Romania)	237f8336-b5a6-426b-abb1-402156a2cdd
SCIP notification number (Sweden)	7b2f828d-9f3f-45ff-91c4-16e5f872c76f

Approvals / Certificates

General approvals



Approval	Standard	Certificate Name
EAC GZO Almaty Standart	TP TC 004/2011	EAC CoC 03080

Downloads

Environmental Product Compliance

Compliance Search
Environmental Product Compliance 288-508

Documentation

Instruction Leaflet			
Operation and Assembly Instructions Interface	V 1.0.0 02.04.2025	pdf 1246.19 KB	

CAD/CAE-Data

CAD data

2D/3D Models 288-508



CAE data

EPLAN Data Portal
288-508



WSCAD Universe
288-508



ZUKEN Portal 288-508



1 Compatible Products

1.1 Optional Accessories

1.1.1 Marking

1.1.1.1 Marking strip



Item No.: 709-196

Marking strips; for laser printer; translucent



Item No.: 709-177

Marking strips; on reel; 7.5 mm wide; not stretchable; plain; snap-on type; translucent



Item No.: 709-178

Marking strips; on reel; 7.5 mm wide; not stretchable; plain; snap-on type; white

1.1.2 Tool

1.1.2.1 Operating tool




Item No.: 210-720


Operating tool; Blade: 3.5 x 0.5 mm; with a partially insulated shaft; multicoloured

Installation Notes

Conductor termination




Conductor termination – screwdriver actuation parallel to conductor entry




Conductor termination – screwdriver actuation perpendicular to conductor entry

Installation



Snapping a module onto DIN-rail.



Removing a module from the DIN-rail.

Subject to changes. Please also observe the further product documentation!

Current addresses can be found at: www.wago.com