

Evaluation kit for high voltage bidirectional current sense amplifier



Features

- Wide common mode voltage range: -20 to 70 V
- Offset voltage: $\pm 200 \mu\text{V}$ max.
- 2.7 to 5.5 V supply voltage
- Quiescent current: 20 μA in Shutdown mode
- Temperature range: -40 to 125°C
- SO8 and MiniSO8 package
- RoHS compliant

Description

The [STEVAl-AETKT1V2](#) evaluation kit represents a bidirectional current sense amplifier with high side or low side sense resistor. The kit consists of a main board and individual daughter boards for the [TSC2011](#), [TSC2010](#) and [TSC2012](#) high voltage, bidirectional, current sense amplifier ICs, which provide a fixed gain of 60, 20 or 100, respectively.

The thin film resistor on the TSC201x devices ensure extremely precise gain and very high common-mode rejection ratio (CMRR) performance, even in high frequency ranges. They accurately measure current by amplifying the voltage (V_{SENSE}) across a shunt resistor connected to the input. Moreover, the ability to fix the output common mode voltage means that the device can be either used as unidirectional or bidirectional current sensing amplifier.

Product summary	
Evaluation kit for high voltage bidirectional current sense amplifier	STEVAL-AETKT1V2
High voltage, precision, bidirectional current sense amplifier	TSC2010 TSC2011 TSC2012
Applications	Automotive Motor Control Electro-Mobility Factory Automation Industrial Power and Tools

Schematic diagrams

Figure 1. STEVAL-AETKT1V2 main board (STEVAL-AET001V1B) schematic diagram

The STEVAL-AET001V1B board is not available for separate sale

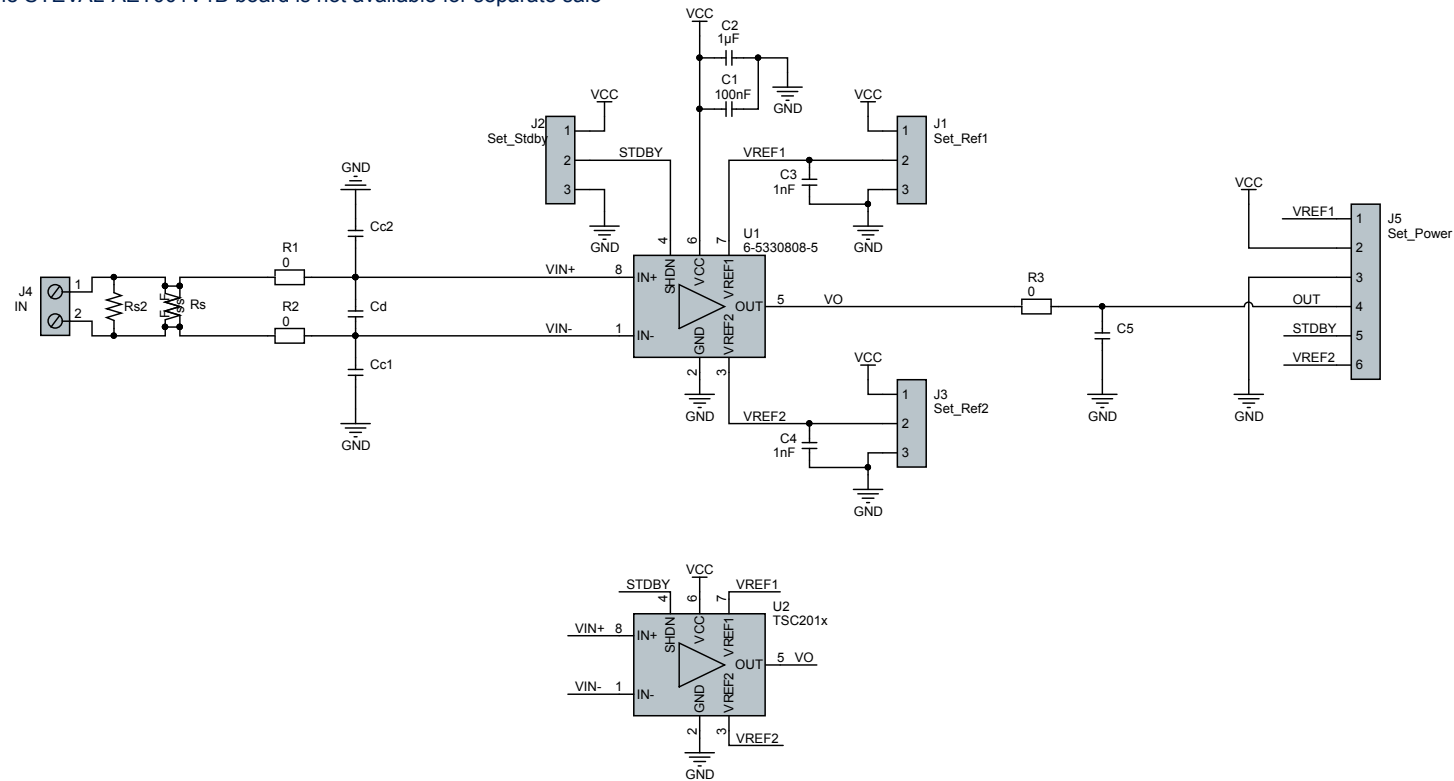


Figure 2. STEVAL-AETKT1V2 daughter board (STEVAL-AET002V1B) schematic diagram

The STEVAL-AET002V1B board is not available for separate sale

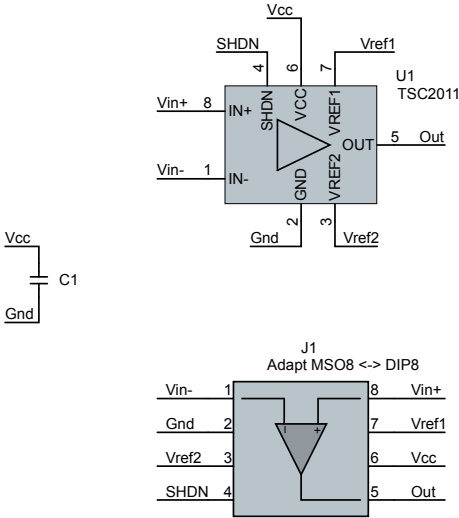


Figure 3. STEVAL-AETKT1V2 daughter board (STEVAL-AET003V1B) schematic diagram

The STEVAL-AET003V1B board is not available for separate sale

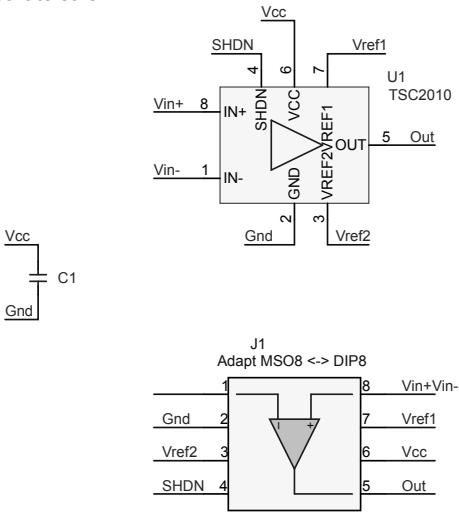
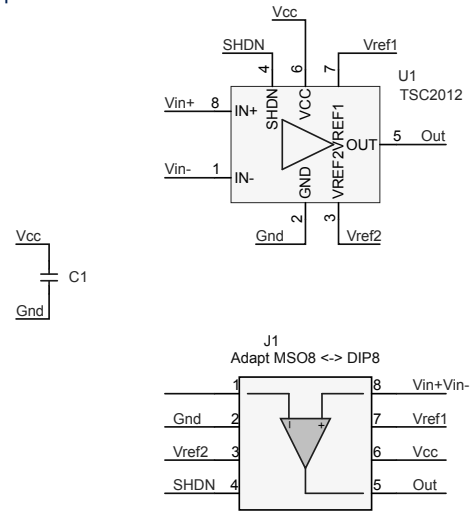


Figure 4. STEVAL-AETKT1V2 daughter board (STEVAL-AET004V1B) schematic diagram

The STEVAL-AET004V1B board is not available for separate sale



Revision history

Table 1. Document revision history

Date	Version	Changes
02-Oct-2020	1	Initial release.
09-Dec-2020	2	Updated cover page image.

IMPORTANT NOTICE – PLEASE READ CAREFULLY

STMicroelectronics NV and its subsidiaries ("ST") reserve the right to make changes, corrections, enhancements, modifications, and improvements to ST products and/or to this document at any time without notice. Purchasers should obtain the latest relevant information on ST products before placing orders. ST products are sold pursuant to ST's terms and conditions of sale in place at the time of order acknowledgement.

Purchasers are solely responsible for the choice, selection, and use of ST products and ST assumes no liability for application assistance or the design of Purchasers' products.

No license, express or implied, to any intellectual property right is granted by ST herein.

Resale of ST products with provisions different from the information set forth herein shall void any warranty granted by ST for such product.

ST and the ST logo are trademarks of ST. For additional information about ST trademarks, please refer to www.st.com/trademarks. All other product or service names are the property of their respective owners.

Information in this document supersedes and replaces information previously supplied in any prior versions of this document.

© 2020 STMicroelectronics – All rights reserved