


# MSOP-10 BREAKOUT BOARD

(3.1 x 3.1 mm, 0.5 mm)

SKU: ICB00470




## Description

This is a breakout board that was designed to be a DIP adapter for the MSOP-10 type SMD packages. Some of the SMD types that can be used with this board include: SOP, PSOP, TSOP, TSSOP 1, TSSOP 2, SSOP, MSOP, CSOP, EPTSSOP, HSOP, HTSSOP, QSOP, SOJ, BSOJ, TVSOP, VSSOP, VSP, VSO.

## Technical Details

Footprint Dimensions	
Body (mm):	3.1 x 3.1
Pitch (mm):	0.5
Thermal Pad (mm):	1.88 x 1.57
Breakout Board Dimensions	
Board Dimensions (mil):	410 x 480
Board Thickness (mil):	62
Through-Hole Spacing (mil):	300 mil (X-axis)
	100 mil (Y-axis)
Breakout Board Specifications	
Board Layers:	2
Finish:	Immersion Gold
Copper:	1 oz
Traces (mil)	10
Trace Lengths (mil):	<1000
Pin/Through-Hole Count:	10



## What's Included?

<b>Parts Installed on Board:</b>	None
<b>Parts Included (but not installed):</b>	10 PIN Break Away Header (Straight)

## Additional Features

- Easily identifiable PIN 1 indicator and PIN numbers
- White silk "Label Pads" allow you to label the pins for quick reference
- Extended through-hole pads make for an easy connection point for surface mount parts
- Breadboard friendly pin spacing
- All boards have been E-tested for failures and are RoHS compliant

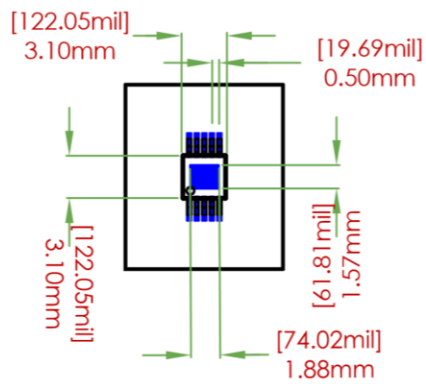
## Scale Image



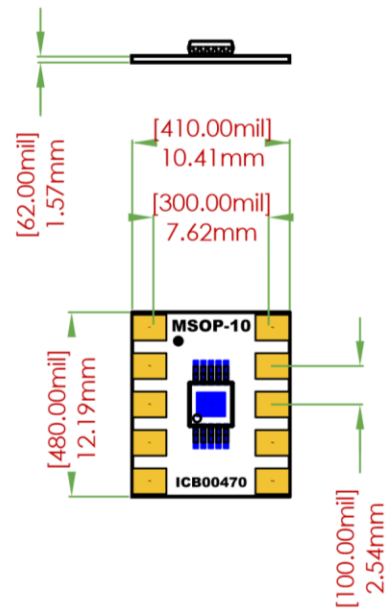
**1:1 SCALE**

*(Print this page to use the scale image to test the fit of the electronic part.)*

## Dimensions



**FOOTPRINT  
DIMENSIONS**



**BREAKOUT BOARD  
DIMENSIONS**