This document is the property of Amphenol Corporation and is delivered on the express condition that it is not to be disclosed, reproduced or used, in whole or in part, for manufacture or sale by anyone other than Amphenol Corporation without its prior concert, & that no right is granted to disclose or to use any information in this document.

Customer drawing

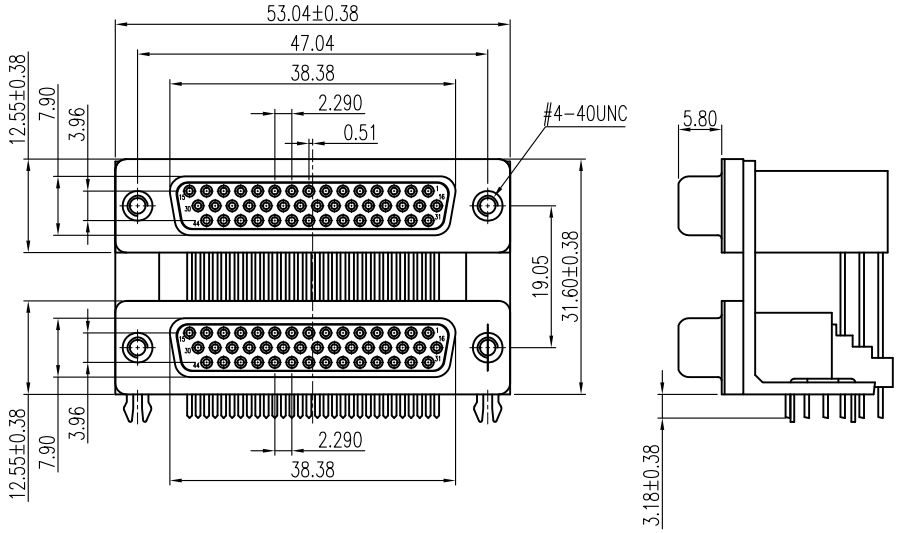

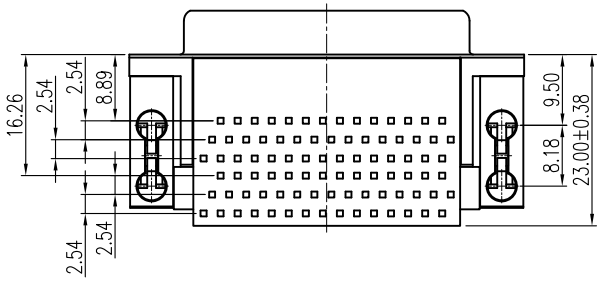

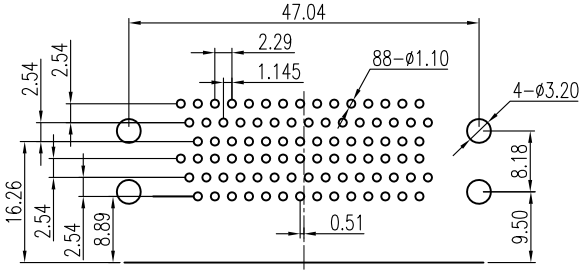

RECOMMENDED P.C.B LAYOUT

TOLERANCE:±0.05MM

REVISIONS				
SYM	ECN	DESCRIPTION	DATE	APPROVED
1	HK--	First Release Drawing	05/02/07	IP
2	HK--	Update the Drawing	01/30/15	IP

D-SUB TECHNICAL DATA

SHELL :	SPCC, 100u" min Tin over 50u" min Nickel over 50U" min Copper
BODY :	PBT, UL 94V-0, Color:Black.
CONTACTS :	Copper Alloy Gold flash plated over 50u" nickel on mating area 100u" tin plated over 50u" nickel on solder area
BRACKET :	Zinc Alloy ,Nickel plated
BOARDLOCK:	Copper Alloy.Tin plated
ELECTRICAL :	Voltage rating 250V AC(RMS) Current rating 3A Withstanding Voltage >1000 V AC(RMS) Insulation resistance >1000 M Ohms Contact resistance 25 mOhms max.

PRODUCT CODE

L 17H 2 G G 0 1 3 0

- RoHS Compliant
- 2 - F = 19.05mm, G = 31.60mm
- Top connector G = 44 Pos. High Density Female
- Bottom connector G = 44 Pos. High Density Female
- Flange Mounting Options 0 = 4-40unc Rear Insert
- Board mounting options 3 = Quad Arrowhead Boardlocks
- Shell plating 1=Bright Tin / Nickel
- Contact plating 0 = Flash Gold

Amphenol Shenzhen RoHS Compliant 2011/65/EU

UNLESS OTHERWISE SPECIFIED TOLERANCES

	U.S.	METRIC
.X +/-		0.50
.XX +/-		0.30
.XXX +/-		0.20
FRACTIONS +/-		
ANGLES +/-		5°

FOR MATERIALS AND FINISHES SEE NOTES

REMOVE SHARP EDGES

DIMENSIONS U.S. INCHES / METRIC MM

APPROVAL		DATE
DRAWN	Felix.Liu	01/30/15
CHECKED	Tony.Tang	01/30/15
CHECKED		

DRAWING FILE :

ANGLE OF PROJECTION

Amphenol

Amphenol East Asia Limited

TITLE: Dual ports D-SUB,L17H Series

SIZE	DRAWING NO.	REV.
A4	L17H2GG0130	2

SCALE NONE SHEET 1 OF 1

Downloaded from Arrow.com.