

SERIES: VHB350 | **DESCRIPTION:** DC-DC CONVERTER

FEATURES

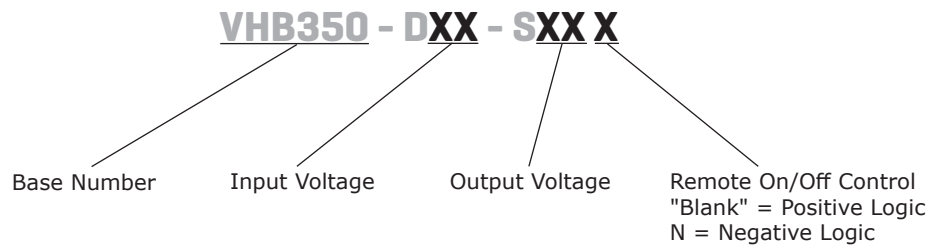
- up to 350 W isolated output
- industry standard half brick package
- 2:1 input range (18~36 V, 36~75 V)
- single output from 3.3~28 V
- 1,500 V isolation
- over current, over temperature, over voltage, and short circuit protections
- remote on/off
- efficiency up to 92.5%



MODEL	input voltage range (Vdc)	output voltage (Vdc)	output current max (A)	output power max (W)	ripple and noise ¹ max (mVp-p)	efficiency typ (%)
VHB350-D24-S3R3	18 ~ 36	3.3	70.0	231	100	88.0
VHB350-D24-S5	18 ~ 36	5	70.0	350	100	89.5
VHB350-D24-S12	18 ~ 36	12	29.2	350	120	91.5
VHB350-D24-S24	18 ~ 36	24	14.6	350	280	90.0
VHB350-D24-S28	18 ~ 36	28	12.5	350	280	91.0
VHB350-D48-S3R3	36 ~ 75	3.3	70.0	231	100	89.0
VHB350-D48-S5	36 ~ 75	5	70.0	350	100	91.0
VHB350-D48-S12	36 ~ 75	12	29.2	350	120	92.5
VHB350-D48-S24	36 ~ 75	24	14.6	350	280	91.5
VHB350-D48-S28	36 ~ 75	28	12.5	350	280	92.5

Notes: 1. Ripple and noise are measured at 20 MHz BW with 10µF tantalum capacitor and 1µF ceramic capacitor across output

PART NUMBER KEY



INPUT

parameter	conditions/description	min	typ	max	units	
operating input voltage		18	24	36	Vdc	
		36	48	75	Vdc	
surge voltage ¹	24 V input			50	Vdc	
	48 V input					
under voltage lockout	power up	24 V input 48 V input	16 34	17 35	18 36	Vdc Vdc
	power down	24 V input 48 V input	15 32	16 33	17 35	Vdc Vdc
over voltage protection	turn on	24 V input 48 V input		38 77	Vdc Vdc	
	turn off	24 V input 48 V input		40 80	Vdc Vdc	
positive logic remote on/off	see note 2					
filter	Pi type					

Notes:

1. 100 ms max
2. logic compatibility, open collector ref to -input
Module ON, >3.5 to 75 Vdc or open circuit
Module OFF, <1.2 Vdc

OUTPUT

parameter	conditions/description	min	typ	max	units
line regulation	measured from high line to low line			±0.2	%
load regulation	measured from full load to zero load			±0.2	%
voltage accuracy				±1.5	%
transient response	25% step load change			500	µs
adjustability ³			±10		%
switching frequency	3.3 and 5 V models		300		kHz
	all other models		330		kHz
temperature coefficient			±0.03		%/°C

Notes:

3. trim-up: connect a resistor between the trim pin and +Sense
trim-down: connect a resistor between the trim pin and -Sense

PROTECTIONS

parameter	conditions/description	min	typ	max	units
over voltage protection	%Vo	115		140	%
short circuit protection	continuous				
current limit		105		140	%
thermal shutdown case temp.			110		°C

SAFETY AND COMPLIANCE

parameter	conditions/description	min	typ	max	units
isolation voltage	input to output	1,500			Vdc
	input to case	1,500			Vdc
	output to case	1,500			Vdc
isolation resistance		10			MΩ
isolation capacitance			1,000		pF
safety approvals	certified to 60950-1: UL certified to 62368-1: EN				
RoHS compliant	yes				

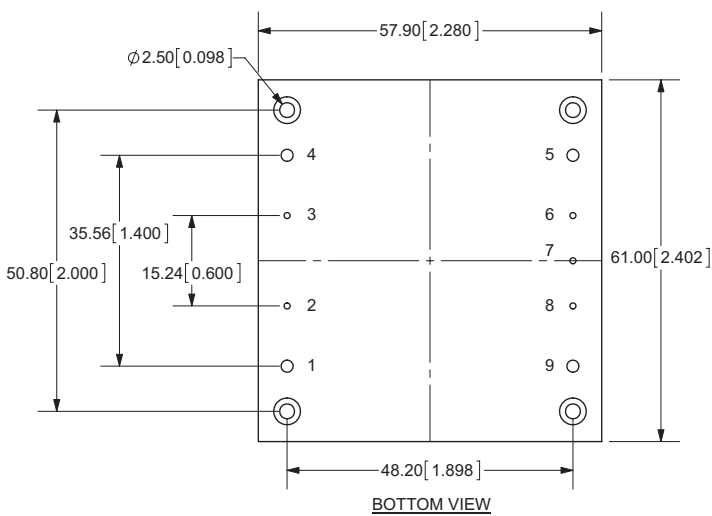
ENVIRONMENTAL

parameter	conditions/description	min	typ	max	units
case operating temperature		-40		100	°C
storage temperature		-55		105	°C
humidity	non-condensing			95	%

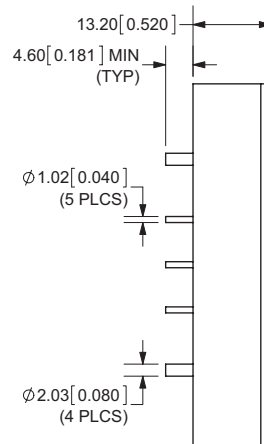
MECHANICAL

parameter	conditions/description	min	typ	max	units
dimensions	2.28 x 2.40 x 0.52 inch [57.9 x 61.0 x 13.2 mm]				
case material	aluminum baseplate with plastic				
weight			114		g

MECHANICAL DRAWING



All dimensions in mm[inches]:

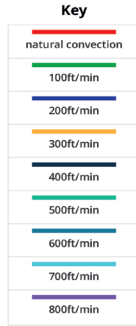
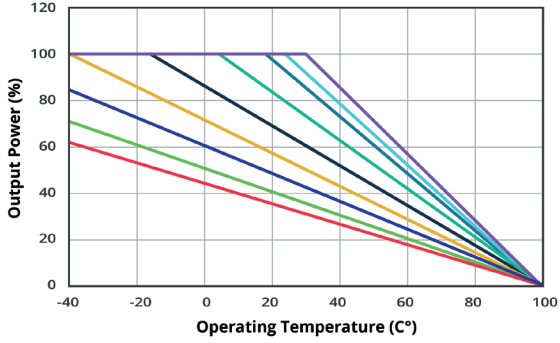


PIN CONNECTIONS	
PIN	FUNCTION
1	+Vin
2	On/Off
3	CASE
4	-Vin
5	-Vo
6	-S
7	TRIM
8	+S
9	+Vo

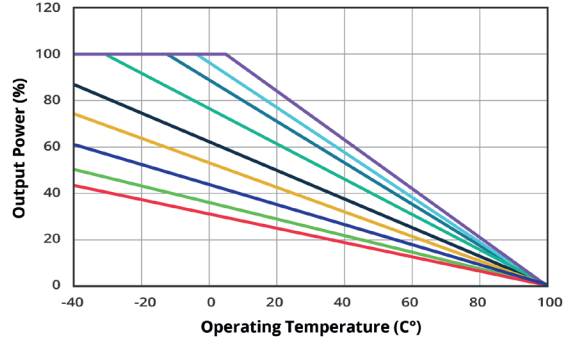
Note: All specifications measured at 25°C, nominal input voltage, and full load unless otherwise noted.

DERATING CURVES

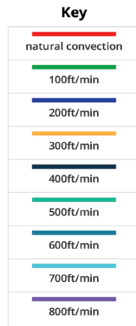
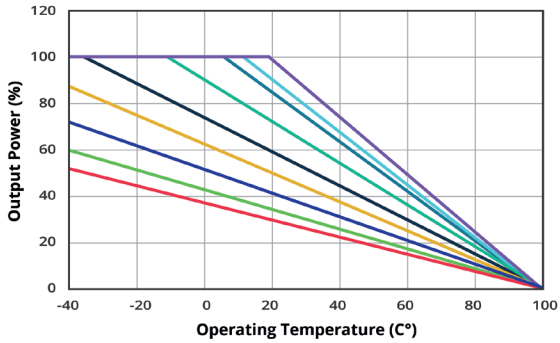
TEMPERATURE DERATING CURVE VHB350-D24-S3R3
without heatsink
[Vin = 24V]



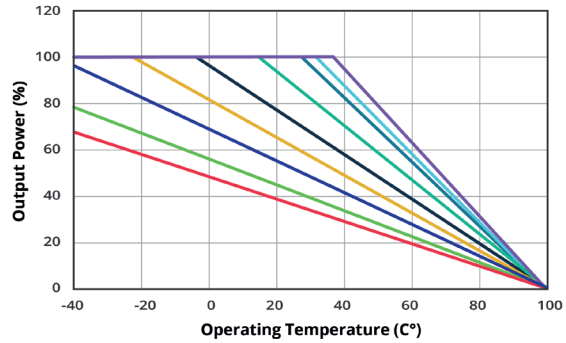
TEMPERATURE DERATING CURVE VHB350-D24-S5/S24
without heatsink
[Vin = 24V]



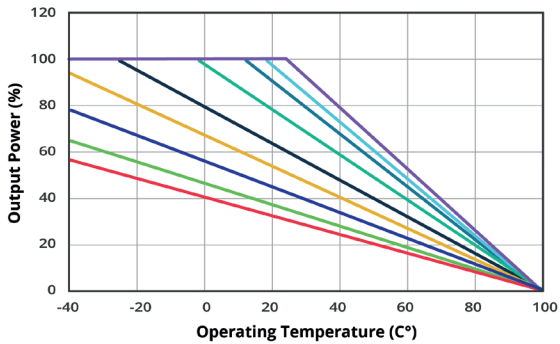
TEMPERATURE DERATING CURVE VHB350-D24-S12/S28
without heatsink
[Vin = 24V]



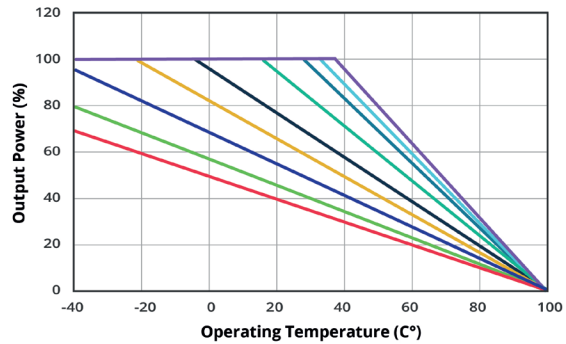
TEMPERATURE DERATING CURVE VHB350-D48-S3R3
without heatsink
[Vin = 48V]



TEMPERATURE DERATING CURVE VHB350-D48-S5
without heatsink
[Vin = 48V]

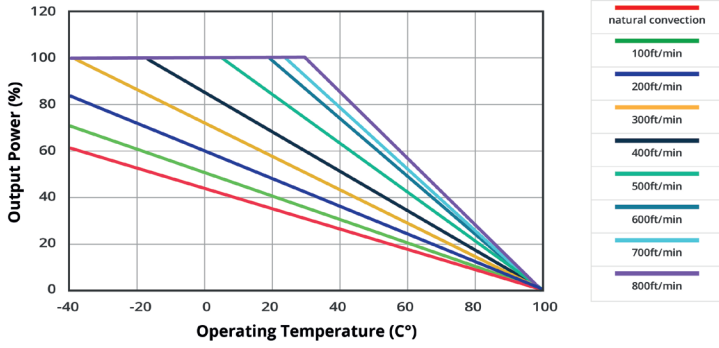


TEMPERATURE DERATING CURVE VHB350-D48-S12
without heatsink
[Vin = 48V]

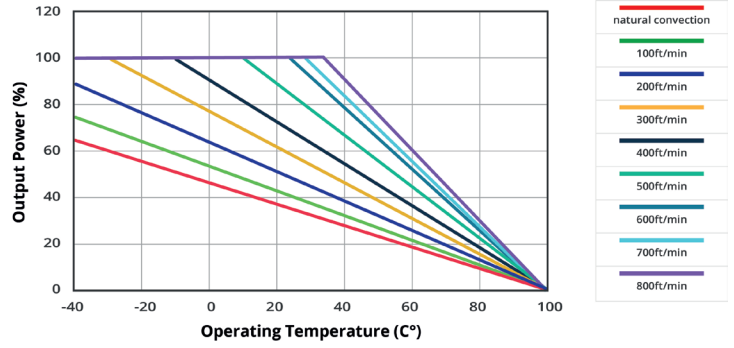


DERATING CURVES

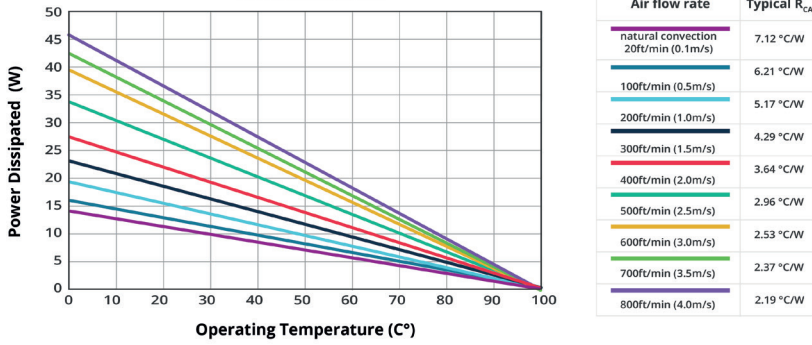
TEMPERATURE DERATING CURVE VHB350-D48-S24
without heatsink
[Vin = 48V]



TEMPERATURE DERATING CURVE VHB350-D48-S28
without heatsink
[Vin = 48V]



POWER DISSIPATED VS AMBIENT TEMPERATURE AND AIR FLOW
without heatsink



REVISION HISTORY

rev.	description	date
1.0	initial release	06/01/2011
1.01	add remote on/off control to the part number key	11/23/2011
1.02	V-Infinity branding removed	08/30/2012
1.03	updated spec	03/14/2013
1.04	company logo updated	02/09/2021
1.05	power dissipation curve added	04/28/2023
1.06	temperature derating curves added	08/16/2023
1.07	CE & UKCA added, safeties updated	05/08/2024
1.08	company address updated	11/14/2024
1.09	datasheet updated	05/29/2025

The revision history provided is for informational purposes only and is believed to be accurate.



CUI INC

a bel group

15575 SW Sequoia Pkwy #100
Portland, OR 97224
800.275.4899

Fax 503.612.2383
Belfuse.com
powersupport@belf.com

CUI offers a two (2) year limited warranty. Complete warranty information is listed on our website.

CUI reserves the right to make changes to the product at any time without notice. Information provided by CUI is believed to be accurate and reliable. However, no responsibility is assumed by CUI for its use, nor for any infringements of patents or other rights of third parties which may result from its use.

CUI products are not authorized or warranted for use as critical components in equipment that requires an extremely high level of reliability. A critical component is any component of a life support device or system whose failure to perform can be reasonably expected to cause the failure of the life support device or system, or to affect its safety or effectiveness.