© 2021 TE Connectivity. All Rights Reserved.

REVISIONS					
P	LTR	DESCRIPTION	DATE	DWN	APVD
	A	RELEASED PER ECO-19-001811	05FEB2019	DCB	AT
	B	REV PER ECO-21-003080	16OCT2021	LN	DH

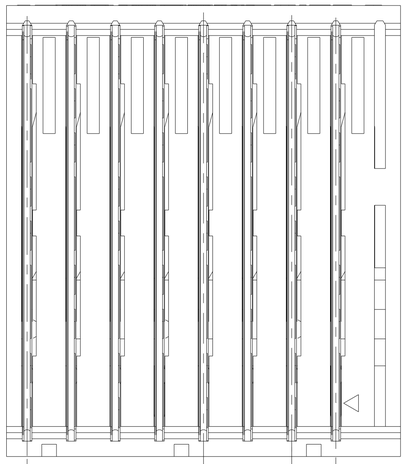

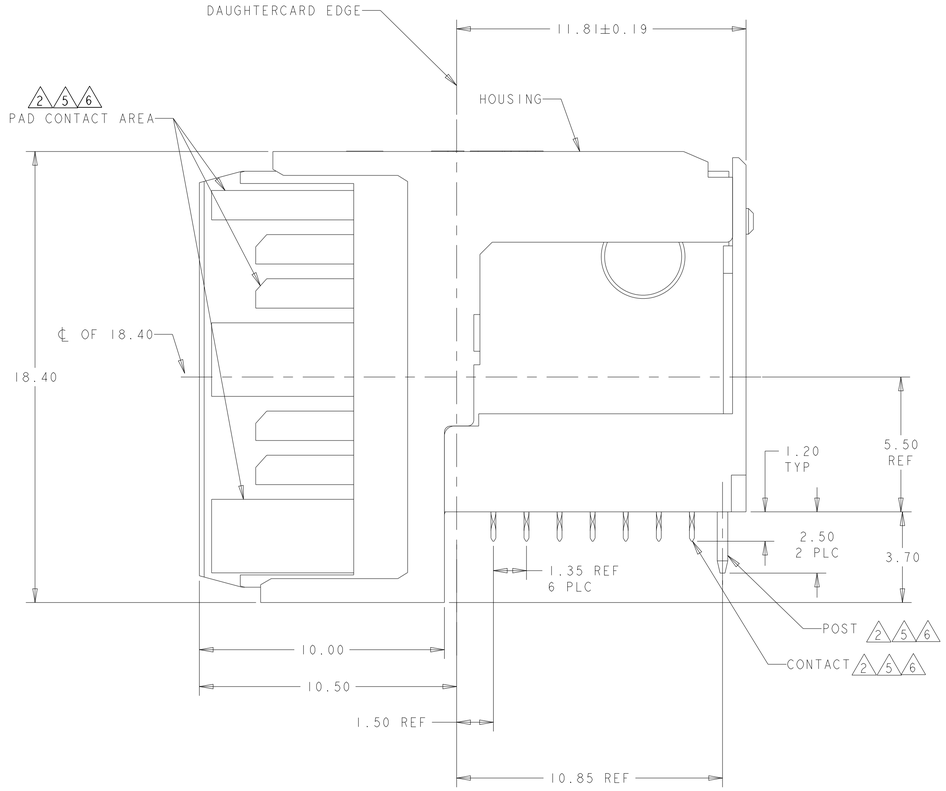

1. HOUSING: LCP, UL94V0, COLOR: BLACK.
   CONTACT: PHOSPHOR BRONZE.
   POST: BRASS WIRE
2. CONTACT: 1.27µm MIN GOLD IN PAD CONTACT AREA, 1.27µm MIN TIN-LEAD (93/7) ON PCB TAIL OVER 1.27µm MIN. NICKEL OVER ALL.
   POST: 1.27µm MIN NICKEL PLATED.
3. PLATED THRU HOLE SPECIFICATION:
   DRILLED HOLE: Ø0.40±0.02
   0.025-0.050 THICK COPPER PLATING (MAX HARDNESS 150 KNOOP)
   FINISH OPTIONS:
   0.0038-0.0124 HOT AIR SOLDER LEVELING (HASL) TIN-LEAD (SnPb)
   0.0005-0.004 IMMERSION TIN (Sn)
   0.0002-0.0005 ORGANIC SOLDERABILITY PRESERVATIVE (OSP)
   0.0001-0.0005 IMMERSION SILVER (Ag)
   0.0001-0.0005 IMMERSION GOLD OVER 0.00127-0.0076 NICKEL (ENIG)
   FINISH HOLE DIAMETER AFTER PLATING = Ø0.31 REF
4. SEE TABLE 1 FOR INTERCONNECTIONS TO BACKPLANE CONNECTOR.
5. CONTACT: 1.27µm MIN GOLD IN PAD CONTACT AREA, 1.27µm MIN TIN ON PCB TAIL OVER 1.27µm MIN. NICKEL OVER ALL.
   POST: 1.27µm MIN NICKEL PLATED.
6. CONTACT: 1.27µm MIN GOLD IN PAD CONTACT AREA, 1.27µm MIN TIN-LEAD (60/40) ON PCB TAIL OVER 1.27µm MIN. NICKEL OVER ALL.
   POST: 1.27µm MIN NICKEL PLATED.

TABLE 1
INTERCONNECTIONS WITH BACKPLANE CONNECTOR 2130278 8

TYPICAL INTERCONNECTIONS FOR ODD COLUMN (WAFER): 1,3,5,7		
CONTACT USAGE	DAUGHTERCARD CONNECTOR PIN	BACKPLANE CONNECTOR PIN
SIGNAL PAIR	ax	ax
	bx	bx
SIGNAL PAIR	dx	ex
	ex	fx
SIGNAL	gx	ix
GROUNDS	cx, fx (ALL COMMONED)	cx, dx, gx, hx

TYPICAL INTERCONNECTIONS FOR EVEN COLUMN (WAFER): 2,4,6,8		
CONTACT USAGE	DAUGHTERCARD CONNECTOR PIN	BACKPLANE CONNECTOR PIN
SIGNAL PAIR	bx	cx
	cx	dx
SIGNAL PAIR	ex	gx
	fx	hx
GROUNDS	ax, dx, gx, (ALL COMMONED)	ax, bx, ex, fx, ix

NOTE: "x" DESIGNATES THE COLUMN NUMBER

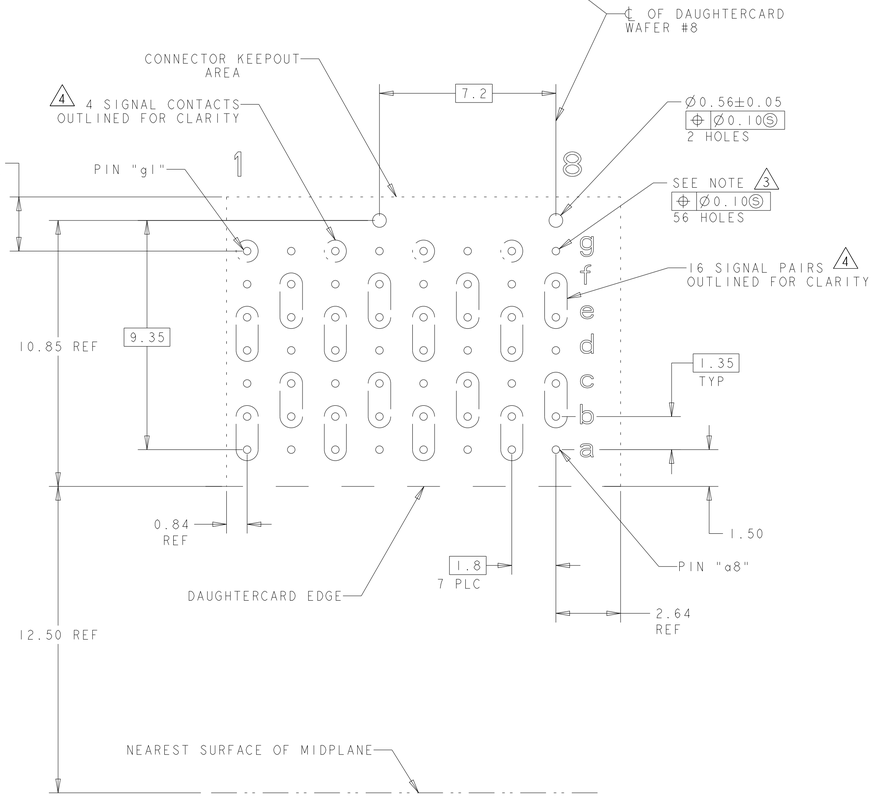

PC BOARD REAR TRANSITION MODULE
(CONNECTOR SIDE)
SCALE 8:1

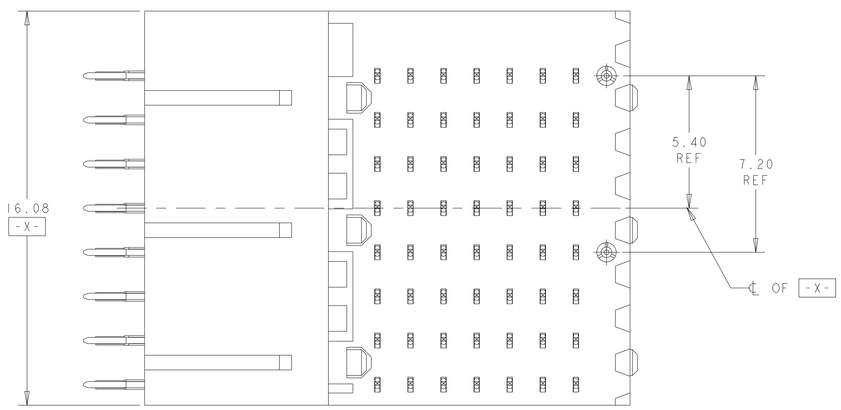

6	2302796-3
5	2302796-2
2	2302796-1
PLATING	PART NO

THIS DRAWING IS A CONTROLLED DOCUMENT.

DIMENSIONS: mm

TOLERANCES UNLESS OTHERWISE SPECIFIED:
0 PLC ±-
1 PLC ±0.5
2 PLC ±0.13
3 PLC ±-
4 PLC ±-
ANGLES ±1°0'

MATERIAL 1

FINISH SEE TABLE

DWN K. MILLER 11JUL2017
CHK A. TSANG 11JUL2017
APVD -
PRODUCT SPEC 108-2072-3
APPLICATION SPEC 114-163004
WEIGHT 5.41g

TE Connectivity

NAME RIGHT-ANGLE PLUG ASSY, 7 ROW, HALF LEFT END, DIFFERENTIAL, RTM, MULTIGIG RT 3

SIZE A1 | CAGE CODE 00779 | DRAWING NO C-2302796 | RESTRICTED TO

CUSTOMER DRAWING | SCALE 5:1 | SHEET 1 OF 1 | REV B

4805 (3/13)

Downloaded from Arrow.com.