

High Conductance, Low Leakage Diode

**FDH300 / FDH300A /
FDLL300A / FDH333 /
FDLL333**

ABSOLUTE MAXIMUM RATINGS

(T_A = 25°C unless otherwise noted) (Note 1) (Note 2)

Symbol	Parameter	Value	Units
W _{IV}	Working Inverse Voltage	125	V
I _O	Average Rectified Current	200	mA
I _F	DC Forward Current	500	mA
i _f	Recurrent Peak Forward Current	600	mA
I _{FSM}	Non-Repetitive Peak Forward Surge Current Pulse Width = 1.0 s Pulse Width = 1.0 μs	1.0 4.0	A
T _{STG}	Storage Temperature Range	-65 to +200	°C
T _J	Operating Junction Temperature	175	°C

Stresses exceeding those listed in the Maximum Ratings table may damage the device. If any of these limits are exceeded, device functionality should not be assumed, damage may occur and reliability may be affected.

- These ratings are based on a maximum junction temperature of 175°C.
- These are steady-state limits. onsemi should be consulted on applications involving pulsed or low-duty-cycle operations.

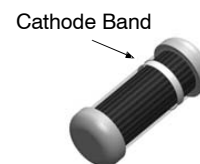
THERMAL CHARACTERISTICS

Symbol	Parameter	Value	Units
P _D	Total Device Dissipation	500	mW
	Derate Above 25°C	3.33	mW/°C
R _{θJA}	Thermal Resistance, Junction to Ambient	300	°C



**AXIAL LEAD
(DO-35)
CASE 017AG**

Cathode is denoted
with a black band



**MiniMELF / SOD-80
(LL-34)
CASE 100AD**

(The placement of the
expansion gap has
no relationship to the
location of the cathode
terminal)

MARKING DIAGRAM

LL-34 COLOR BAND MARKING

DEVICE	1ST BAND
FDLL300A	WHITE
FDLL300A	WHITE

-1st band denotes cathode
terminal and has wider width

ORDERING INFORMATION

See detailed ordering, marking and shipping information in the package dimensions section on page 2 of this data sheet.

FDH300 / FDH300A / FDLL300A / FDH333 / FDLL333

ELECTRICAL CHARACTERISTICS (Values are at $T_A = 25^\circ\text{C}$ unless otherwise noted.)

Symbol	Parameter		Condition	Min	Max	Unit
V _R	Breakdown Voltage		I _R = 100 μA	150	–	V
V _F	Forward Voltage	FDH300 / FDH300A / FDLL300A	I _F = 1.0 mA	–	680	mV
		FDH300	I _F = 5.0 mA	–	750	mV
		FDH300A / FDLL300A	I _F = 5.0 mA	–	760	mV
		FDH300 / FDH300A / FDLL300A	I _F = 10 mA	–	800	mV
		FDH300	I _F = 50 mA	–	880	mV
		FDH300A / FDLL300A	I _F = 50 mA	–	890	mV
		FDH300 / FDH300A / FDLL300A	I _F = 100 mA	–	920	mV
		FDH300 / FDH300A / FDLL300A	I _F = 200 mA	–	1.0	V
		FDH333 / FDLL333	I _F = 50 mA	800	890	mV
			I _F = 100 mA	830	940	mV
			I _F = 150 mA	860	970	mV
			I _F = 200 mA	0.87	1.05	V
			I _F = 250 mA	0.88	1.08	V
			I _F = 300 mA	0.90	1.15	V
I _R	Reverse Current	FDH300 / FDH300A / FDLL300A	V _R = 125 V	–	1.0	nA
			V _R = 125 V, T _A = 150°C	–	3.0	μA
		FDH333 / FDLL333	V _R = 125 V	–	3.0	nA
			V _R = 125 V, T _A = 100°C	–	500	nA
C _O	Diode Capacitance		V _R = 0, f = 1.0 MHz	–	6.0	pF

Product parametric performance is indicated in the Electrical Characteristics for the listed test conditions, unless otherwise noted. Product performance may not be indicated by the Electrical Characteristics if operated under different conditions.

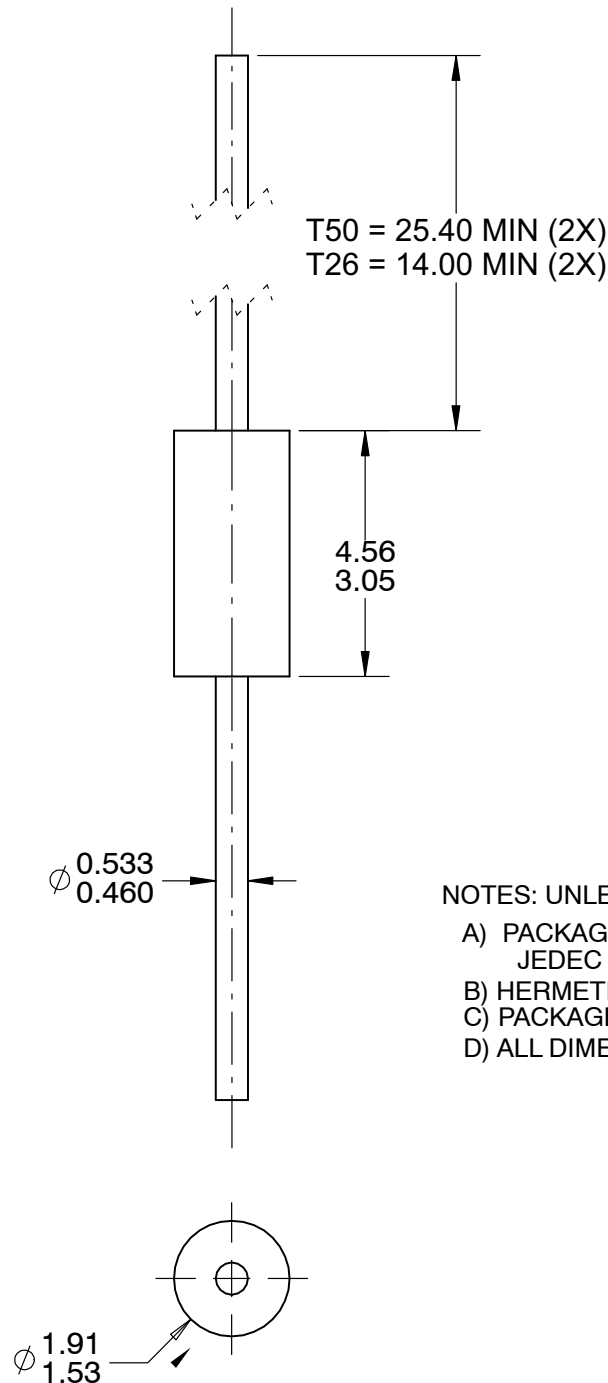
DEVICE ORDERING INFORMATION

Part Number	Top Mark	Package	Shipping [†]
FDH300TR	H300	DO-204AH (DO-35)	Tape and Reel
FDH300A	H300A	DO-204AH (DO-35)	Bulk
FDH300ATR	H300A	DO-204AH (DO-35)	Tape and Reel
FDH333	H333	DO-204AH (DO-35)	Bulk
FDH333TR	H333	DO-204AH (DO-35)	Tape and Reel
FDLL300A	WHITE	SOD-80 2L	Tape and Reel
FDLL333	WHITE	SOD-80 2L	Tape and Reel

[†]For information on tape and reel specifications, including part orientation and tape sizes, please refer to our Tape and Reel Packaging Specifications Brochure, [BRD8011/D](#).

AXIAL LEAD
CASE 017AG
ISSUE O

DATE 31 AUG 2016



NOTES: UNLESS OTHERWISE SPECIFIED

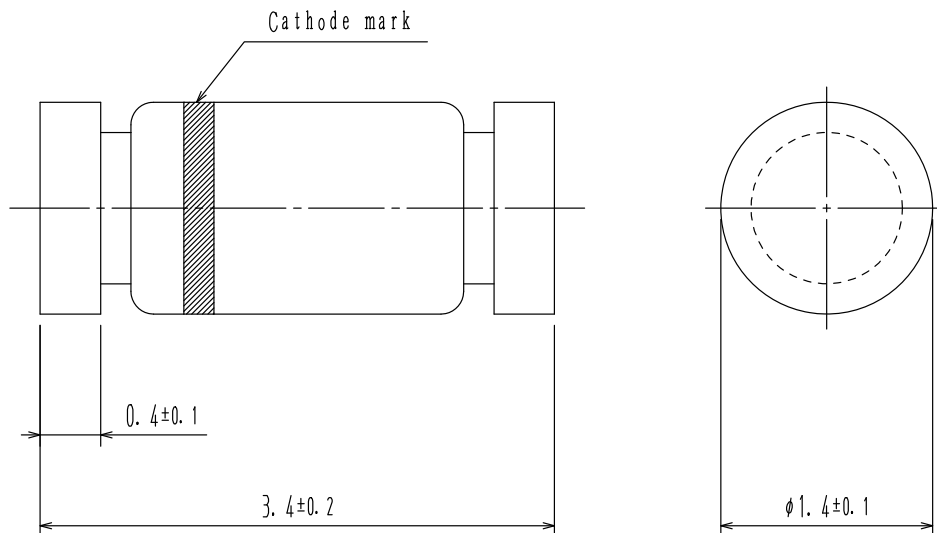
- A) PACKAGE STANDARD REFERENCE:
JEDEC DO-204, VARIATION AH.
- B) HERMETICALLY SEALED GLASS PACKAGE.
- C) PACKAGE WEIGHT IS 0.137 GRAM.
- D) ALL DIMENSIONS ARE IN MILLIMETERS.

DOCUMENT NUMBER:	98AON13443G	Electronic versions are uncontrolled except when accessed directly from the Document Repository. Printed versions are uncontrolled except when stamped "CONTROLLED COPY" in red.
DESCRIPTION:	AXIAL LEAD	PAGE 1 OF 1

onsemi and onsemi are trademarks of Semiconductor Components Industries, LLC dba onsemi or its subsidiaries in the United States and/or other countries. onsemi reserves the right to make changes without further notice to any products herein. onsemi makes no warranty, representation or guarantee regarding the suitability of its products for any particular purpose, nor does onsemi assume any liability arising out of the application or use of any product or circuit, and specifically disclaims any and all liability, including without limitation special, consequential or incidental damages. onsemi does not convey any license under its patent rights nor the rights of others.

MiniMELF / SOD-80
CASE 100AD
ISSUE O

DATE 30 APR 2012



NOTES: UNLESS OTHERWISE SPECIFIED

A) PACKAGE STANDARD REFERENCE:
JEDEC DO-213, VARIATION AC.

B) ALL DIMENSIONS ARE IN MILLIMETERS.

 CORNER RADIUS IS OPTIONAL.

D) DRAWING FILE NAME: SOD80A REV01

DOCUMENT NUMBER:	98AON79582E	Electronic versions are uncontrolled except when accessed directly from the Document Repository. Printed versions are uncontrolled except when stamped "CONTROLLED COPY" in red.
DESCRIPTION:	MINIMELF / SOD-80	PAGE 1 OF 1

onsemi and onsemi are trademarks of Semiconductor Components Industries, LLC dba onsemi or its subsidiaries in the United States and/or other countries. onsemi reserves the right to make changes without further notice to any products herein. onsemi makes no warranty, representation or guarantee regarding the suitability of its products for any particular purpose, nor does onsemi assume any liability arising out of the application or use of any product or circuit, and specifically disclaims any and all liability, including without limitation special, consequential or incidental damages. onsemi does not convey any license under its patent rights nor the rights of others.

onsemi, **Onsemi**, and other names, marks, and brands are registered and/or common law trademarks of Semiconductor Components Industries, LLC dba "**onsemi**" or its affiliates and/or subsidiaries in the United States and/or other countries. **onsemi** owns the rights to a number of patents, trademarks, copyrights, trade secrets, and other intellectual property. A listing of **onsemi**'s product/patent coverage may be accessed at www.onsemi.com/site/pdf/Patent-Marking.pdf. **onsemi** reserves the right to make changes at any time to any products or information herein, without notice. The information herein is provided "as-is" and **onsemi** makes no warranty, representation or guarantee regarding the accuracy of the information, product features, availability, functionality, or suitability of its products for any particular purpose, nor does **onsemi** assume any liability arising out of the application or use of any product or circuit, and specifically disclaims any and all liability, including without limitation special, consequential or incidental damages. Buyer is responsible for its products and applications using **onsemi** products, including compliance with all laws, regulations and safety requirements or standards, regardless of any support or applications information provided by **onsemi**. "Typical" parameters which may be provided in **onsemi** data sheets and/or specifications can and do vary in different applications and actual performance may vary over time. All operating parameters, including "Typicals" must be validated for each customer application by customer's technical experts. **onsemi** does not convey any license under any of its intellectual property rights nor the rights of others. **onsemi** products are not designed, intended, or authorized for use as a critical component in life support systems or any FDA Class 3 medical devices or medical devices with a same or similar classification in a foreign jurisdiction or any devices intended for implantation in the human body. Should Buyer purchase or use **onsemi** products for any such unintended or unauthorized application, Buyer shall indemnify and hold **onsemi** and its officers, employees, subsidiaries, affiliates, and distributors harmless against all claims, costs, damages, and expenses, and reasonable attorney fees arising out of, directly or indirectly, any claim of personal injury or death associated with such unintended or unauthorized use, even if such claim alleges that **onsemi** was negligent regarding the design or manufacture of the part. **onsemi** is an Equal Opportunity/Affirmative Action Employer. This literature is subject to all applicable copyright laws and is not for resale in any manner.

ADDITIONAL INFORMATION

TECHNICAL PUBLICATIONS:

Technical Library: www.onsemi.com/design/resources/technical-documentation
onsemi Website: www.onsemi.com

ONLINE SUPPORT: www.onsemi.com/support

For additional information, please contact your local Sales Representative at
www.onsemi.com/support/sales

