



Temp&Hum 8 Click



PID: MIKROE-3263

Temp&Hum 8 click is based on a sensor from the popular SHT family, designed to measure temperature and humidity. This sensor family has already become an industry standard, providing proven reliability and stability while requiring a minimum number of components, making the development of applications cheaper and faster. The sensor used on this click is labeled as SHT21, which features a high degree of measurement linearity, thanks to the factory calibration and testing which is performed for each sensor sample. Featuring high accuracy, good linearity, proven reliability, and long-term stability, you can use this sensor can for many different applications. Some of them include weather stations, various environmental data collection applications, IoT based applications, and all applications that require a reliable thermal and humidity readings over longer periods of time.

It comes in the package which also includes the mikroSDK™ software and a library with all the functions. The Click board™ comes as a fully tested and approved prototype, making it a reliable device ready to use on the development board.

The programmable sensor resolution allows you to select between 8/12 bits and 12/14 bits (temp/hum), which directly affects the power consumption. The sensor housing is made of epoxy with no Pb, Cd, or Hg parts, which guarantees the reliability and compatibility of Temp&Hum 8 click with RoHS and WEEE standards.

How does it work?

The sensor IC used on the Temp&Hum 8 click is the [SHT21](#), a Humidity and Temperature Digital Sensor from [Sensirion](#). This sensor is factory calibrated, allowing down to $\pm 2\%$ relative humidity tolerance (RH) and $\pm 0.3^\circ\text{C}$ thermal tolerance. However, the RH measurement of the

Mikroe produces entire development toolchains for all major microcontroller architectures.

Committed to excellency, we are dedicated to helping engineers bring the project development up to speed and achieve outstanding results.

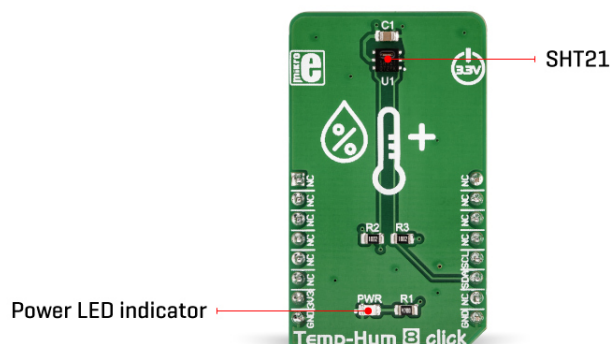


ISO 27001: 2013 certification of informational security management system.
ISO 14001: 2015 certification of environmental management system.
OHSAS 18001: 2008 certification of occupational health and safety management system.



ISO 9001: 2015 certification of quality management system (QMS).

sensor is affected by the temperature, therefore it is required to use the sensor at the temperature of the air, in which the humidity is measured. The humidity accuracy is also affected by the RH percentage: if both temperature and humidity are placed on a graph, it is possible to get a diagram of the RH accuracy as the function of RH percentage and temperature. One such diagram is presented in the datasheet of the SHT21 sensor, which can be found in the Downloads section, below.



The SHT21 IC is based on the CMOSens® technology, featuring the capacitive RH sensor and the bandgap temperature sensor. Besides the sensing elements, the IC incorporates an analog front end (AFE), which consists of A/D converter, OTP memory, and a logic section. The integrated A/D converter can be programmatically selected from the lowest 8/12-bit resolution, up to resolutions of 12/14 bits. The resolution selection affects the power consumption, as well as the data output rate. The response time might vary between 3ms for 8-bit resolution, up to 29ms for 14-bit resolution, for the RH readings. The resolution selection can be set within the so-called User register.

The SHT21 sensor also features an integrated heating element, used to evaporate condensation. The heating element can be simply activated by setting a bit in the User register. In the case when the heater is powered on, the power consumption might rise above the typical values.

The SHT21 sensor is also equipped with the brown-out status bit, located in the User register. This bit indicates the low power voltage: if the voltage drops below 2.25V, this bit will be set to 1, indicating a brown-out condition.

Temp&Hum 8 click uses the I2C interface, and it already features pull-up resistors on the I2C lines. It can be used out of the box. The provided click board™ library contains simple and easy to use functions, which simplify configuring and reading of the measurement data. These functions are demonstrated in the included example application and can be used as a reference for custom projects. These functions can be used in mikroC, mikroBASIC and mikroPASCAL compilers for all MCU architectures supported by MikroElektronika.

Specifications

Type	Temperature & humidity
Applications	It is a perfect choice for various consumer and industry related applications, such as the

Mikroe produces entire development toolchains for all major microcontroller architectures.

Committed to excellency, we are dedicated to helping engineers bring the project development up to speed and achieve outstanding results.



ISO 27001: 2013 certification of informational security management system.
ISO 14001: 2015 certification of environmental management system.
OHSAS 18001: 2008 certification of occupational health and safety management system.




ISO 9001: 2015 certification of quality management system (QMS).

	indoor weather stations, thermostats and humidistats, microenvironment centers, and similar applications
On-board modules	The SHT21, a Humidity and Temperature Digital Sensor from Sensirion
Key Features	High accuracy, good linearity, proven reliability, long-term stability, programmable resolution from 8 bits, up to 14 bits, an integrated heater, etc.
Interface	I2C
Feature	No ClickID
Compatibility	mikroBUS™
Click board size	M (42.9 x 25.4 mm)
Input Voltage	3.3V

Pinout diagram

This table shows how the pinout on **Temp&Hum 8 Click** corresponds to the pinout on the mikroBUS™ socket (the latter shown in the two middle columns).

Notes	Pin					Pin	Notes
	NC	1	AN	PWM	16	NC	
	NC	2	RST	INT	15	NC	
	NC	3	CS	RX	14	NC	
	NC	4	SCK	TX	13	NC	
	NC	5	MISO	SCL	12	SCL	I2C Clock
	NC	6	MOSI	SDA	11	SDA	I2C Data
Power supply	3V3	7	3.3V	5V	10	NC	
Ground	GND	8	GND	GND	9	GND	Ground

Onboard settings and indicators

Label	Name	Default	Description
PWR	PWR	-	Power LED indicator

We provide a library for the Temp&Hum 8 click on our [LibStock](#) page, as well as a demo application (example), developed using MikroElektronika [compilers](#). The demo can run on all the main MikroElektronika [development boards](#).

Library Description

The library initializes and defines the I2C bus driver and drivers that offer a choice for writing data in the register and reads data from the register. The library includes the function for reading Temperature and Relative Humidity data and function for reading/writing data to user register. The user also has the function for default configuration device for measurement and function for device software reset.

Mikroe produces entire development toolchains for all major microcontroller architectures.

Committed to excellency, we are dedicated to helping engineers bring the project development up to speed and achieve outstanding results.



ISO 27001: 2013 certification of informational security management system.
ISO 14001: 2015 certification of environmental management system.
OHSAS 18001: 2008 certification of occupational health and safety management system.



ISO 9001: 2015 certification of quality management system (QMS).

Key functions:

- float temphum8_getTemperature(uint8_t tempIn) - Functions for reading Temperature data
- float temphum8_getHumidity() - Functions for reading Relative Humidity data
- void temphum8_configuration(uint8_t cfg) - Functions for configuration device for measurement

Examples description

The application is composed of the three sections :

- System Initialization - Initializes I2C module
- Application Initialization - Initialization driver init, chip reset and default configuration;
- Application Task - (code snippet) - Reads Temperature and Humidity data and this data logs to USBUART every 1sec.

The full application code, and ready to use projects can be found on our [LibStock](#) page.

Other mikroE Libraries used in the example:

- I2C

Additional notes and information

Depending on the development board you are using, you may need [USB UART click](#), [USB UART 2 click](#) or [RS232 click](#) to connect to your PC, for development systems with no UART to USB interface available on the board. The terminal available in all MikroElektronika [compilers](#), or any other terminal application of your choice, can be used to read the message.

mikroSDK

This click board is supported with [mikroSDK](#) - MikroElektronika Software Development Kit. To ensure proper operation of mikroSDK compliant click board demo applications, mikroSDK should be downloaded from the [LibStock](#) and installed for the compiler you are using.

For more information about mikroSDK, visit the [official page](#).

Specifications

Type	Temperature & humidity
Applications	It is a perfect choice for various consumer and industry related applications, such as the indoor weather stations, thermostats and humidistats, microenvironment centers, and similar applications
On-board modules	The SHT21, a Humidity and Temperature Digital Sensor from Sensirion
Key Features	High accuracy, good linearity, proven reliability, long-term stability, programmable resolution from 8 bits, up to 14 bits, an

Mikroe produces entire development toolchains for all major microcontroller architectures.

Committed to excellency, we are dedicated to helping engineers bring the project development up to speed and achieve outstanding results.



ISO 27001: 2013 certification of informational security management system.
ISO 14001: 2015 certification of environmental management system.
OHSAS 18001: 2008 certification of occupational health and safety management system.



ISO 9001: 2015 certification of quality management system (QMS).

	integrated heater, etc.
Interface	I2C
Feature	No ClickID
Compatibility	mikroBUS™
Click board size	M (42.9 x 25.4 mm)
Input Voltage	3.3V

Resources

[mikroBUS™](#)

[mikroSDK](#)

[Click board™ Catalog](#)

[Click Boards™](#)

Downloads

[Temp-Hum 8 click example on Libstock](#)

[SHT21 datasheet](#)

[Temp&Hum 8 click 2D and 3D files](#)

[Temp&Hum 8 click schematic](#)

Mikroe produces entire development toolchains for all major microcontroller architectures.

Committed to excellency, we are dedicated to helping engineers bring the project development up to speed and achieve outstanding results.



ISO 27001: 2013 certification of informational security management system.
ISO 14001: 2015 certification of environmental management system.
OHSAS 18001: 2008 certification of occupational health and safety management system.



ISO 9001: 2015 certification of quality management system (QMS).