

Product Status	Production
Applications	Automotive Grade
Feature	AEC-Q200AEC-Q200 MultilayerMultilayer Non-Mag CoreNon-Magnetic Core (Dielectric Ceramic)
Series Type	MLG
Brand	TDK
Environmental Compliance	<div><div>RoHS</div><div>REACH</div><div>Halogen Free</div><div>Lead Free</div></div>



Size	
Length(L)	0.60mm ±0.03mm
Width(W)	0.30mm ±0.03mm
Thickness Height	0.30mm ±0.03mm
Recommended Land Pattern (A)	0.25mm Nom.
Recommended Land Pattern (B)	0.30mm Nom.
Recommended Land Pattern (C)	0.30mm Nom.

Electrical Characteristics	
Inductance	2.7nH ±0.3nH at 100MHz
Rated Current	300mA
DC Resistance [Typ.]	150mΩ
DC Resistance [Max.]	250mΩ
Self Resonant Frequency [Min.]	6.5GHz
Self Resonant Frequency [Typ.]	8.1GHz
Q [Min.]	4 at 100MHz
Q [Typ.]	

Other	
Operating Temp. Range	-55 to 125°C
Soldering Method	Reflow Iron Soldering
AEC-Q200	YES
Packing	Punched (Paper)Taping [180mm Reel, Tape width 8mm]
Package Quantity	15000pcs
Weight	0.0002g

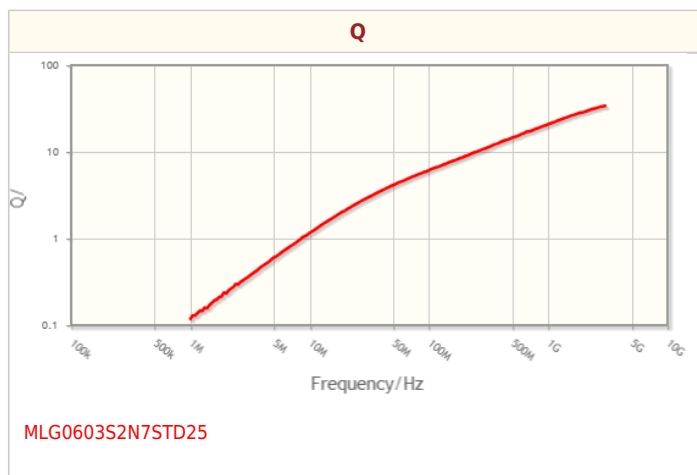
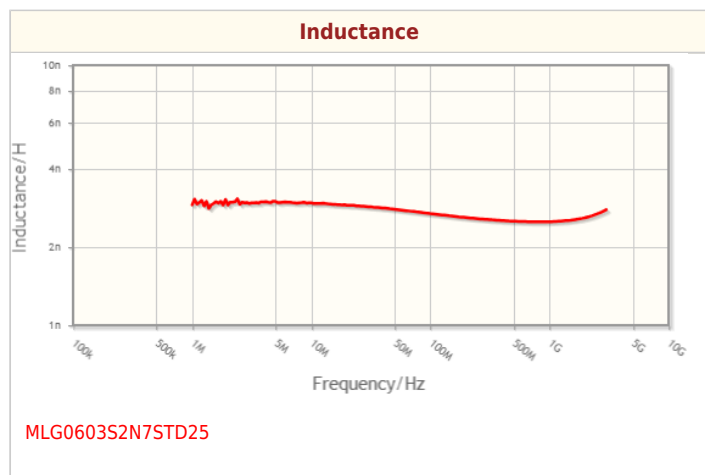
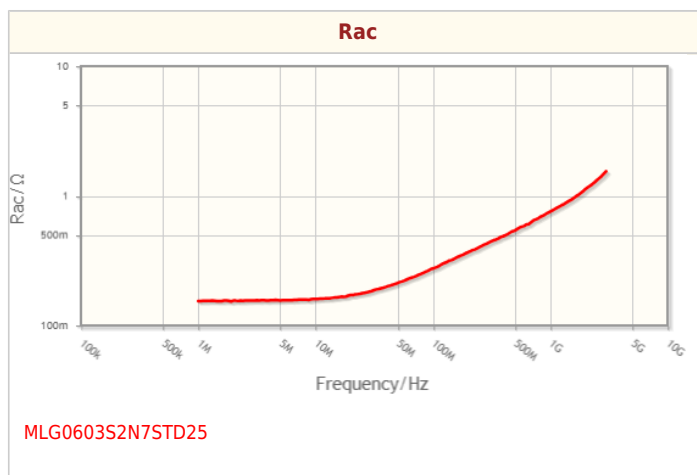
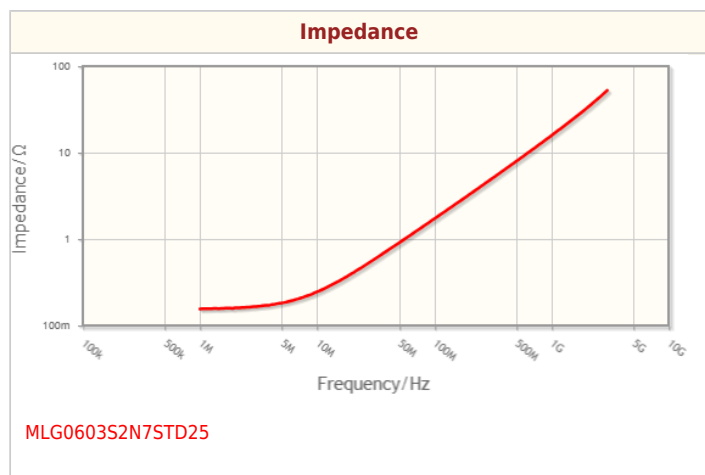
! Images are for reference only and show exemplary products.

! This PDF document was created based on the data listed on the TDK Corporation website.

! All specifications are subject to change without notice.

MLG0603S2N7STD25

Characteristic Graphs(This is reference data, and does not guarantee the products characteristics.)



Associated Images

