DRW NO.	SH	REV
C-JX435-50064	1	A

REV	ECN	DESCRIPTION	BY	DATE	APPROVED
A	JLIU-22111542	RELEASE TO PRODUCTION	J.LIU	11/24/2022	J.LIU

DETAIL 'A' (11)

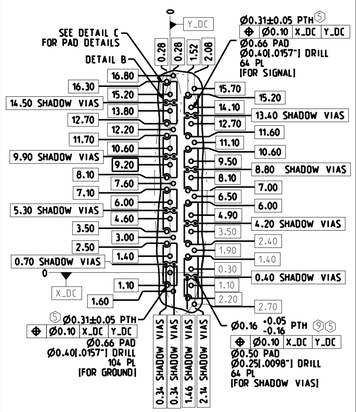

DETAIL 'B' (11)

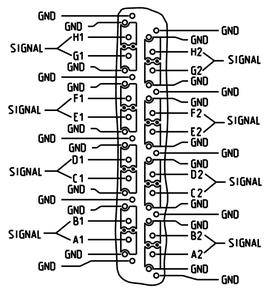

HSD HOLE PATTERN
GENERAL REPRESENTATION

DETAIL 'C' (11)

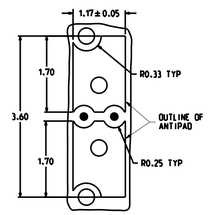

GROUND AND SHADOW VIAS CAN BE CONNECTED AS ONE CONTINUOUS SURFACE PAD

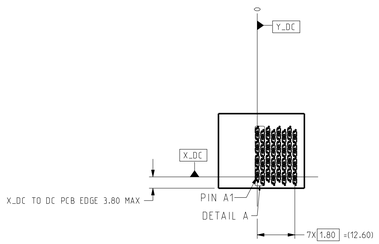

FRONT VIEW- DC HOLE PATTERN ONLY , CONNECTOR SIDE
REFERENCED FROM LEFT MOST SIGNAL COLUMN , ALL DIMENSIONS BASIC

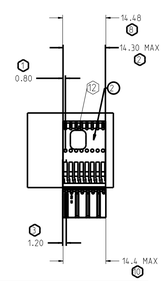

FRONT AND END VIEWS

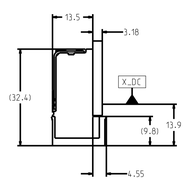

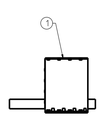

BOTTOM VIEW
MODULE LOCATIONS FROM LEFT END OF PLASTIC

TABLE 1: PARTS LIST

ITEM	PART NUMBER	DESCRIPTION	QTY
1	919-430B-B2H	XCede HD2 4PAIR HSD MOD W/ XG, 8POS, 90OHMS, .0157" DRILL, NANO NI, STD GOLD	1
2	617-1421-014	XCede HD PLUS 4PAIR STIFFENER	1
NOTE: SEE FRONT VIEW FOR STIFFENER LENGTH.			

NOTES:

(1) DISTANCE FROM FIRST STIFFENER PILOT HOLE TO LEFT END OF STIFFENER.
(2) TOTAL LENGTH OF STIFFENER.
(3) DISTANCE FROM CENTERLINE OF 1ST COLUMN OF SIGNAL PLATED THRU HOLES TO LEFT EDGE OF CONNECTOR.
4 MOUNTING SCREWS AND JOINER MODULES (IF PRESENT) TO BE BAGGED WITH EACH CONNECTOR ASSEMBLY.
(5) STATED PAD SIZE MAY REQUIRE FILLETING. SEE TB-2237 FOR ROUTING, HOLE WALL PLATING THICKNESS AND FINISHED HOLE SIZE.
6 NA.
7 REFER TO TB-2343 FOR XCede HD2 PRODUCT SPECIFICATIONS.
(8) OVERALL CONNECTOR LENGTH.
(9) SHADOW VIAS (GND VIA'S) DO NOT RECEIVE COMPLIANT PINS. THEY ARE ADDED FOR IMPROVED SIGNAL INTEGRITY PERFORMANCE AND CAN CHANGE IN SIZE AND LOCATION BASED UPON THE SPECIFIC DESIGN DETAILS.
(10) FRONT HOUSING WIDTH. CONNECTORS CAN BE USED IN STACKABLE APPLICATION.
(11) DETAIL VIEWS ARE NOT TO SCALE. DO NOT SCALE DRAWING.
(12) CONNECTOR IS LASER MARKED WITH MANUFACTURING INFORMATION. REFER TO DRAWING C-527-4133-000 FOR MARKING REQUIREMENTS AND DETAILS.

CUSTOMER: DISTRIBUTOR / XHD2 WITH EXTRA GROUND 4PAIR X 8, HSD 90OHMS

TOLERANCES	
0.0	±0.25
0.00	±0.13
0.000	± -
ANGLES	± 3°

DESIGN 10/13/2022 J.LIU
DRAWN 10/13/2022 AUTO GENERATED
CHK 10/13/2022 J.LIU
APVD 11/24/2022 J.LIU

UNLESS OTHERWISE SPECIFIED DIMENSIONS ARE IN MM AND DECIMAL MARKER IS A PERIOD.

INTERPRET PER ANSI Y14.5

CODE IDENT 31413

CUSTOMER USE DRAWING

Amphenol TCS
A Division of Amphenol Corporation
200 Innovative Way, Nashua, NH 03062 603.879.3000

TITLE XCede HD2 DAUGHTERCARD ASSEMBLY 4 PAIR CONNECTOR, LEADFREE

PART NO. JX435-50064 REV A

DRAWING NO. C-JX435-50064

CREO FILES JX435-50064.ASM JX435-50064.DRW

SIZE D SCALE 1/1 SHEET 1 OF 2

AMPHENOL XCEDE HD PLUS CONFIGURATOR V3P20201

Downloaded from Arrow.com.

DRW NO.	SH	REV
C-JX435-50064	2	A

REV	ECN	DESCRIPTION	BY	DATE	APPROVED
		SEE SHEET 1			

DETAIL 'A' (11)

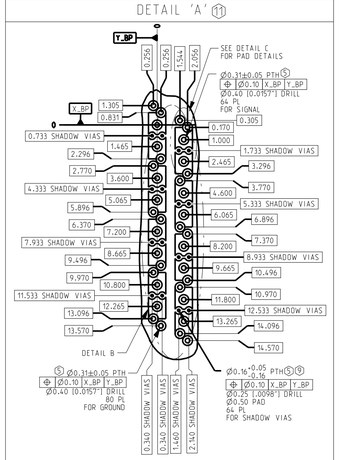

DETAIL 'B' (11)

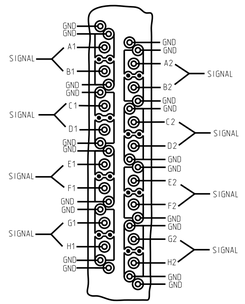

HSD HOLE PATTERN
GENERAL REPRESENTATION

DETAIL 'C' (11)

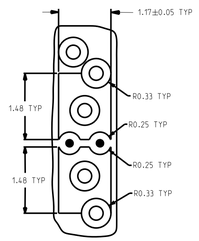

ANTIPAD DETAILS
GROUND AND SHADOW VIAS CAN BE CONNECTED AS ONE CONTINUOUS SURFACE PAD

FOR REFERENCE ONLY; FOR SPECIFIC DETAILS, SEE C-USE DRAWINGS FOR BACKPLANE MODULES IN TABLE 2
BACKPLANE COMPONENTS MUST BE PURCHASED SEPARATELY AND MAY DIFFER FROM EXAMPLE SHOWN

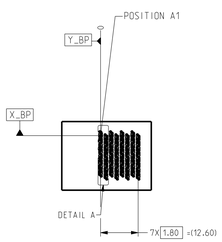

TOP VIEW FOOT PRINT ONLY

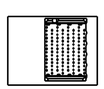

TOP VIEW

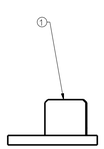

FRONT VIEW

TABLE 2: PARTS LIST

ITEM	PART NUMBER	DESCRIPTION	QTY
1	972-401E-G0H	XCede HD2 4PAIR 8POS. OPEN. W/ XG. 2MM WIPE. .0157" DRILL. NANO NI. STD GOLD	1

CUSTOMER: DISTRIBUTOR / XHD2 WITH EXTRA GROUND 4PAIR X 8. HSD 90OHMS

TOLERANCES	
0.0	±0.25
0.00	±0.13
0.000	± -
ANGLES	± 3°

DESIGN 10/13/2022 J.LIU
DRAWN 10/13/2022 AUTO GENERATED
CHK 10/13/2022 J.LIU
APVD 11/24/2022 J.LIU

UNLESS OTHERWISE SPECIFIED DIMENSIONS ARE IN MM AND DECIMAL MARKER IS A PERIOD.

INTERPRET PER ANSI Y14.5

CUSTOMER USE DRAWING

CODE IDENT 31413

Amphenol TCS
A Division of Amphenol Corporation
200 Innovative Way, Nashua, NH 03062 603.879.3000

TITLE XCede HD2 BACKPLANE ASSEMBLY 4 PAIR CONNECTOR, LEADFREE

PART NO. JX435-50064

DRAWING NO. C-JX435-50064

REV A

CREO FILES JX435-50064_BP .ASM JX435-50064_BP.DRW

SIZE D | SCALE 1/1 | SHEET 2 OF 2

Downloaded from Arrow.com.