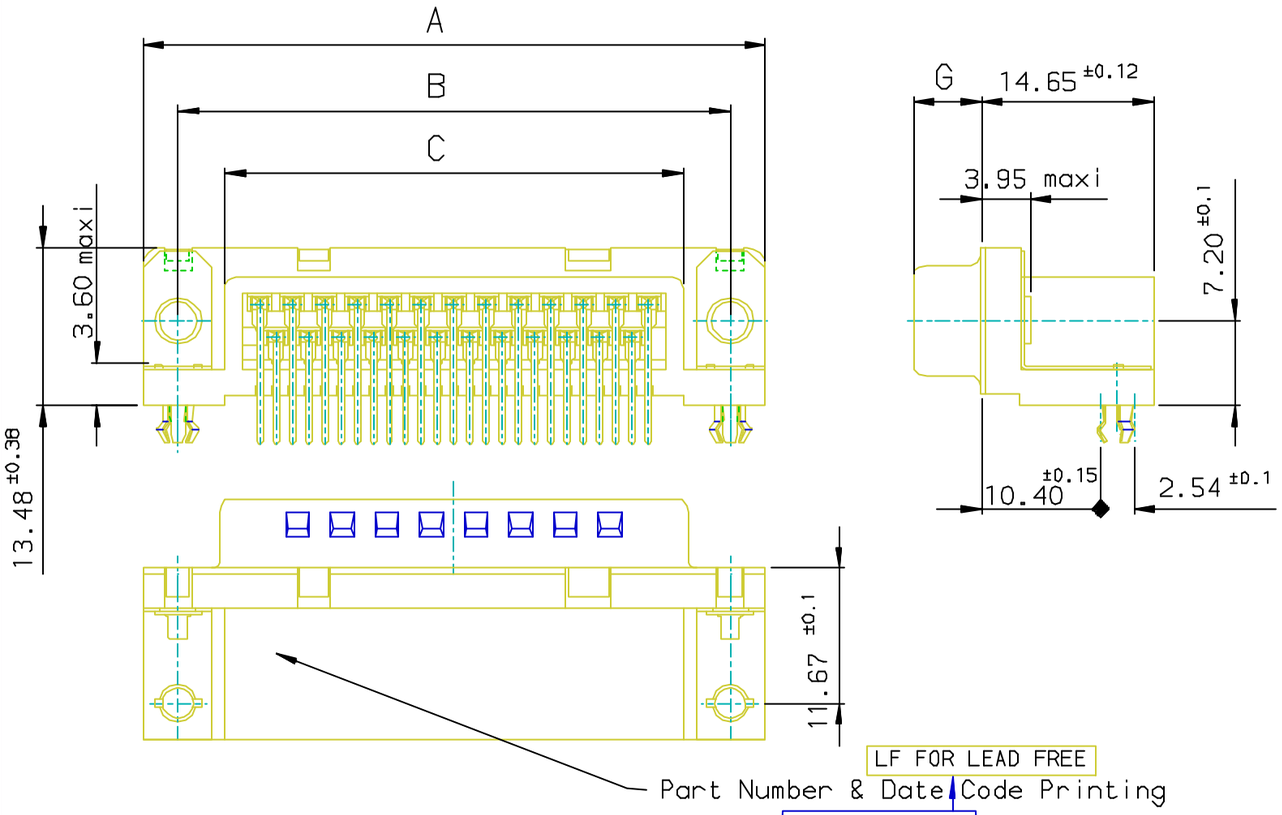

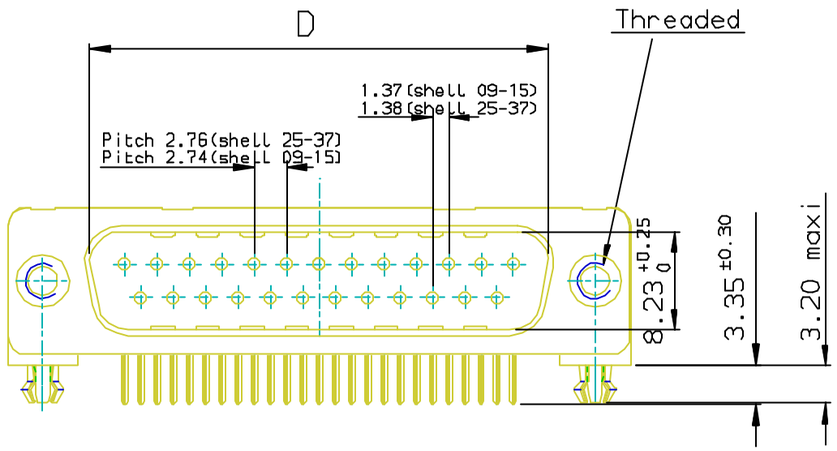

PC card drilling dimensions(after plating)

(thickness 1.60±0.20mm)

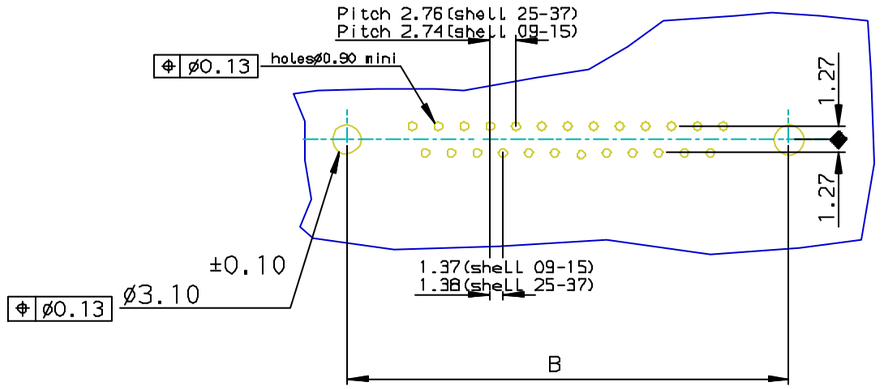

SHELL	A±0.38	B±0.12	C±0.10	D±0.25	G±0.25	PART NUMBER	PART NUMBER
09	30.81	24.99	16.96	16.79	5.90	D09P13F6GL00**	D09P13F6GX00**
15	39.14	33.32	25.18	25.12	5.90	D15P13F6GL00**	D15P13F6GX00**
25	53.03	47.04	39.12	38.84	5.70	D25P13F6GL00**	D25P13F6GX00**
37	69.32	63.50	55.68	55.30	5.70	D37P13F6GL00**	D37P13F6GX00**

Threaded M3 — Threaded UNC 4.40

FOR ROHS DETAILS REFER DWG.NO:C01-8646-0000

REQUIREMENTS

Technical characteristics:

Shell:steel tin /Zinc Cr3plated

Insulators:self-extinguishing black polyster,ULclass94V0

Contacts size 20:brass,gold 0.76µ on mating end,bright tin on termination end over nickel on entire contact

Cycles < 500 .

Harpoons:brass,tin plated

Metal plate for electrical continuity:brass,tin/Zinc Cr3 plated

Nuts:brass,tin/Zinc Cr3 plated

Electrical characteristics:

max.current rating:5A

Test voltage:1000V

Rated voltage:300V

Contact resistance:≤15mΩ

Shell resistance:≤5mΩ

Insulation resistance:≥5000MΩ

Climatic characteristics:

Operating temperature range:-55°c +125°c

Dimensions:

in accordance with MIL-C-24308

rev	ecn no	dr	date
C	I05-0124	JS	2005/07/27
D	I06-0074	SK	2006/06/08
–	–	–	–
–	–	–	–
–	–	–	–
–	–	–	–
–	–	–	–

Part number	SEE TABLE

European Views

www.fciconnect.com

surface ISO 1302 √ — tolerance std ISO 406 ISO 1101 — TOLERANCES UNLESS OTHERWISE SPECIFIED — projection — mm

Dr	JOHN SLEEBA	1994/07/04	ANGULAR	LINEAR	0.X ±0.1
Eng	GEORGE VJ	1994/07/04			0.XX ±0.1
Chr	GEORGE VJ	2005/07/27	0.XX° ±1°		0.XXX ±0.1
Appr	KVSD	2005/07/27	Product family		D-SUB

size A3 — Scale 1:1 — ECN – — Spec ref –

title: MALE CONNECT. DELTA D right angle with nuts,harpoon,metal plate

dwg no: C01-8646-0264 — Rev. D

catalog no: DELTA-D — CUSTOMER — sheet 1 of 1

Copyright FCI.

REV F - 2006-04-17

Downloaded from Arrow.com.

PDM: Rev:D STATUS:Released Printed: Jan 18, 2011