


SLF7045T-102MR14-PF



Applications	Commercial Grade
Feature	Wire Wound
	Magnetic Shield
	Ferrite Core
Series Type	SLF
Status	EOL announced
	Recommended Alternate Part No. : None
	Discontinue Issue Date : May.14, 2024
	Last Purchase Order Date : Mar.31, 2026
	Last Shipment Date : Dec.31, 2026
Brand	TDK



Size	
Length(L)	7.00mm ±0.20mm
Width(W)	7.00mm ±0.20mm
Thickness Height	4.50mm ±0.30mm
Recommended Land Pattern (A)	1.50mm Nom.
Recommended Land Pattern (B)	4.80mm Nom.
Recommended Land Pattern (C)	2.20mm Nom.

Electrical Characteristics	
Inductance	1mH ±20% at 100kHz
Rated Current (L Change) [Typ.]	
Rated Current (L Change) [Max.]	140mA (10% Down)
Rated Current (Temperature Rise) [Typ.]	250mA (20°C Rise)
Rated Current (Temperature Rise) [Max.]	
DC Resistance [Typ.]	2.28Ω
DC Resistance [Max.]	2.736Ω
Rated Voltage [Max.]	
Self Resonant Frequency [Min.]	
Self Resonant Frequency [Typ.]	
Q [Min.]	
Q [Typ.]	

Other	
Operating Temp. Range	-40 to 105°C (Including Self-Temp. Rise)
Soldering Method	Reflow
	Iron Soldering

! Images are for reference only and show exemplary products.
! This PDF document was created based on the data listed on the TDK Corporation website.
! All specifications are subject to change without notice.

SLF7045T-102MR14-PF

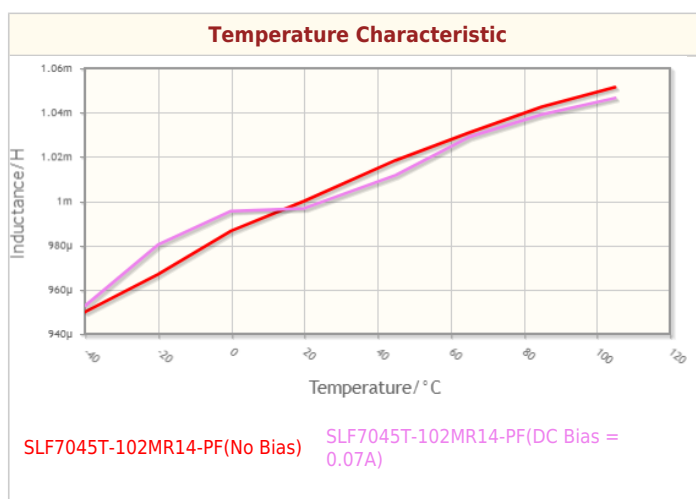
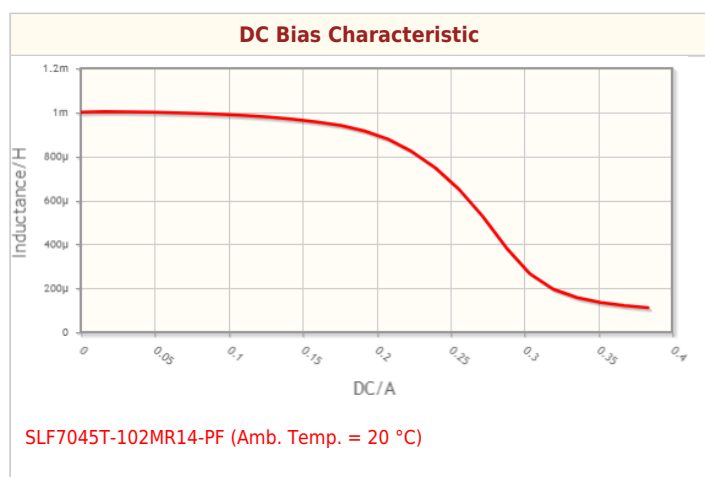
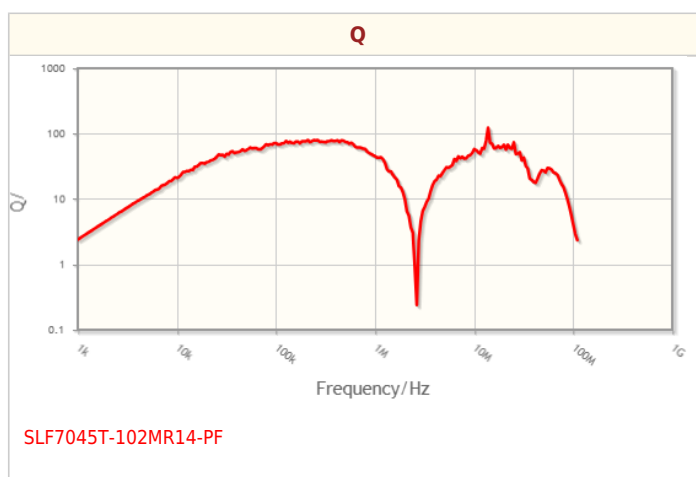
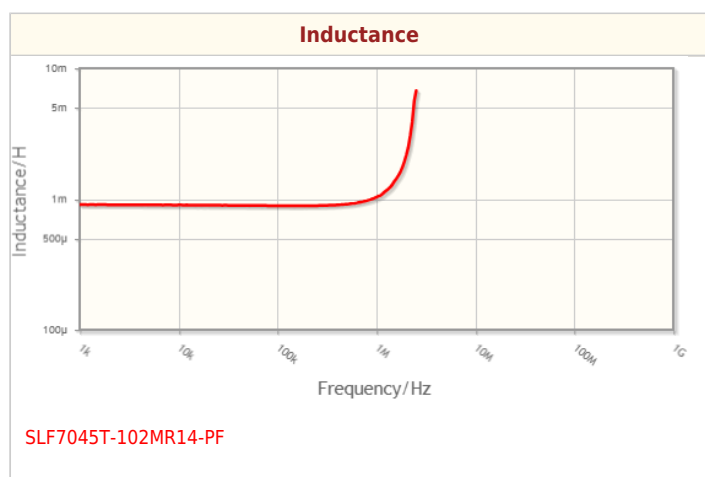
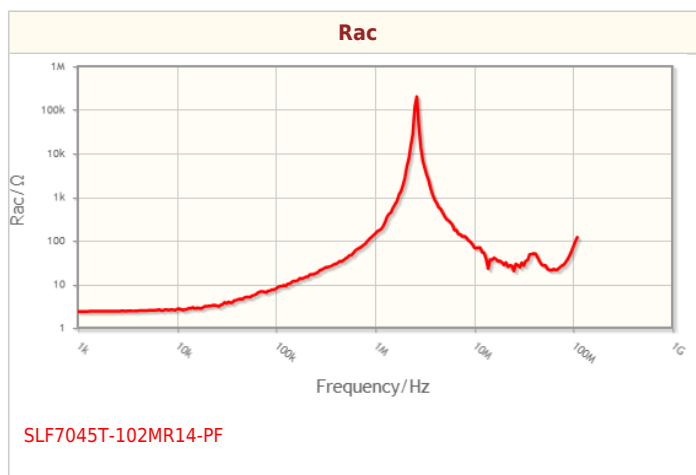
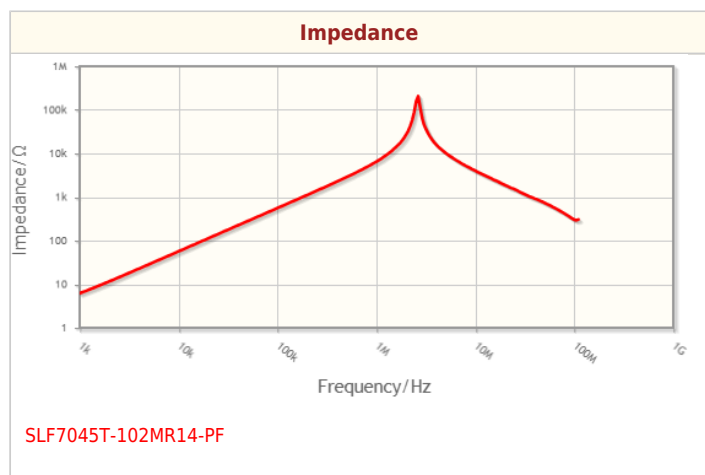


AEC-Q200	NO
Packing	Embossed (Plastic)Taping [330mm Reel]
Package Quantity	1000pcs
Weight	0.6g

SLF7045T-102MR14-PF

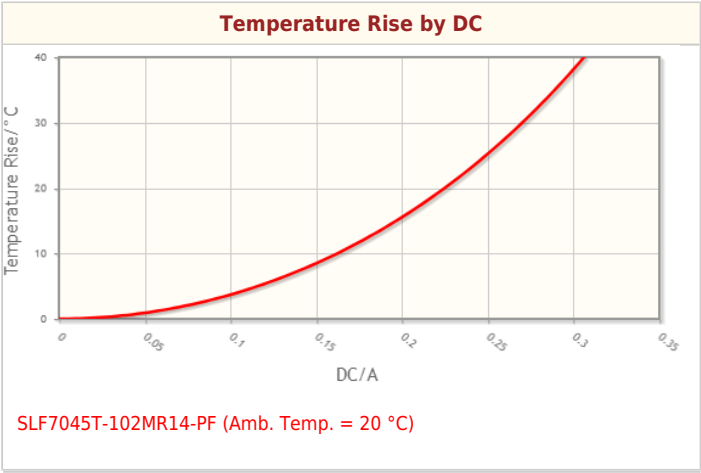


Characteristic Graphs(This is reference data, and does not guarantee the products characteristics.)





Characteristic Graphs(This is reference data, and does not guarantee the products characteristics.)



SLF7045T-102MR14-PF



Associated Images

