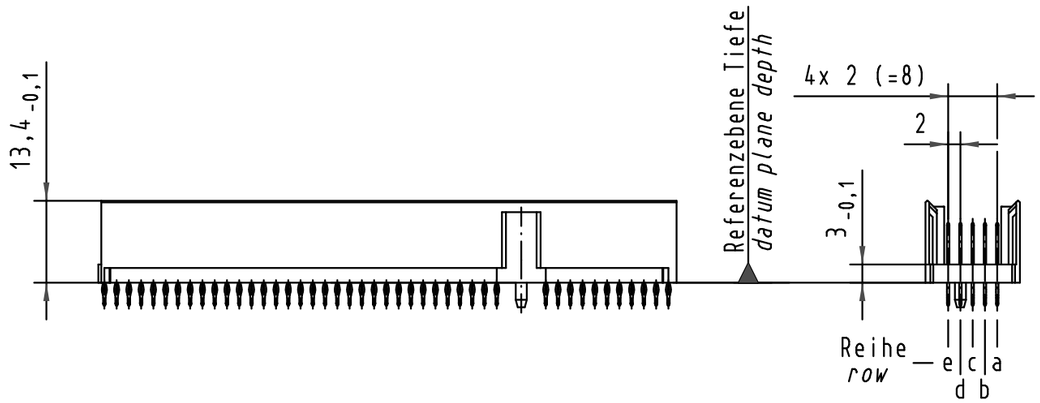

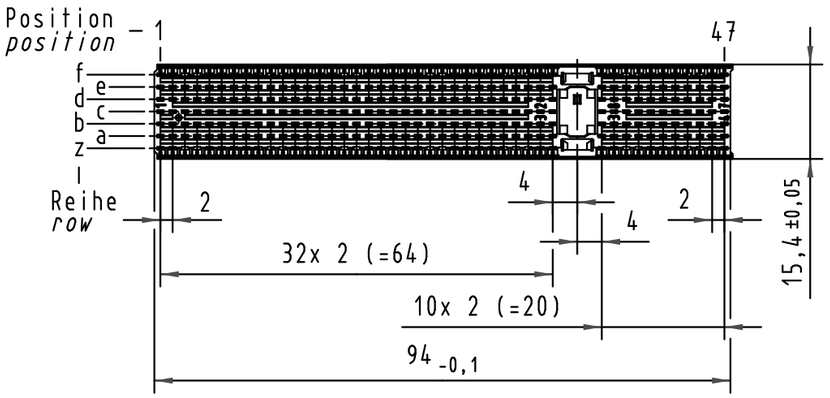

Kontakt-Maße
contact dimensions

(Längen der Steck- und Anschlußseite gelten für eingepreßte Steckverbinder)
(mating and termination length of contacts apply to pressed in connectors)

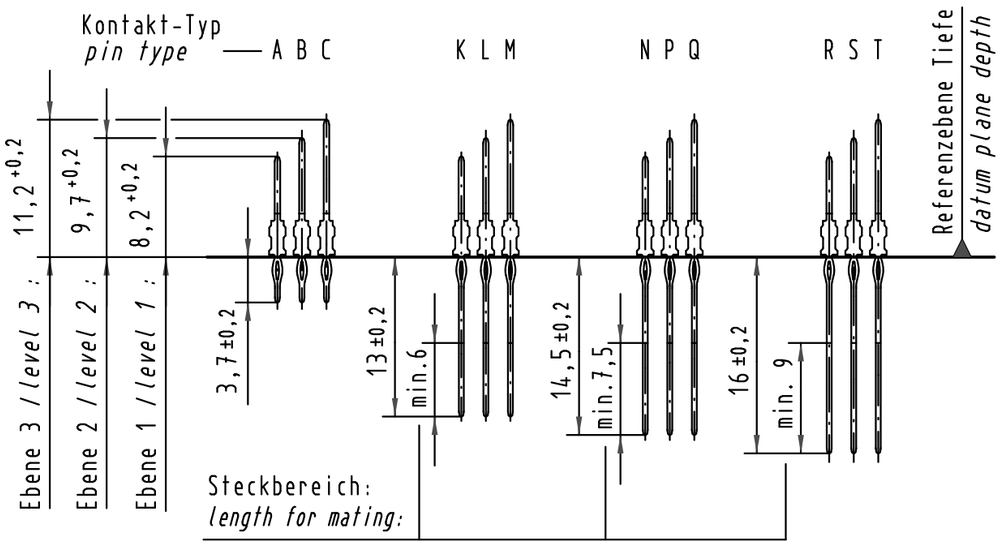

Kontaktbelegung/*contact loading* 2:1

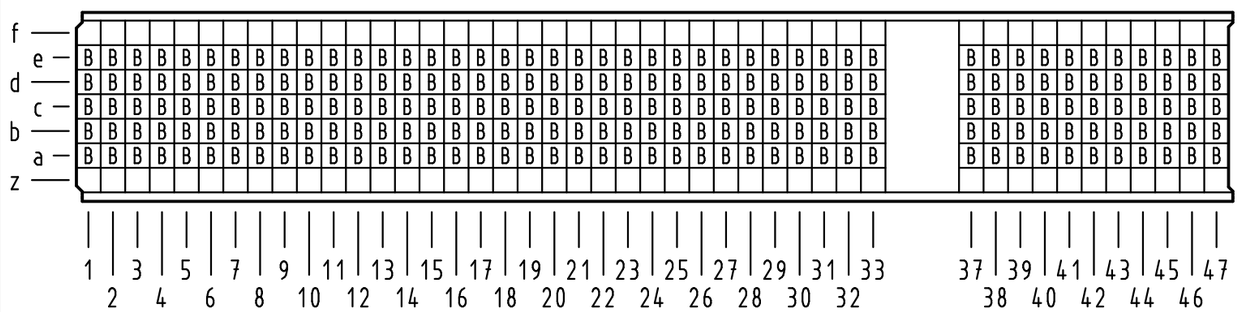

Lochbild
board drillings

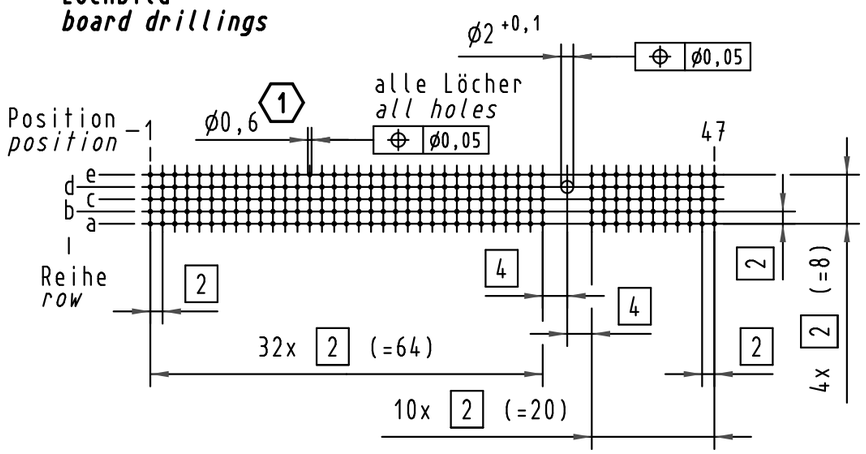

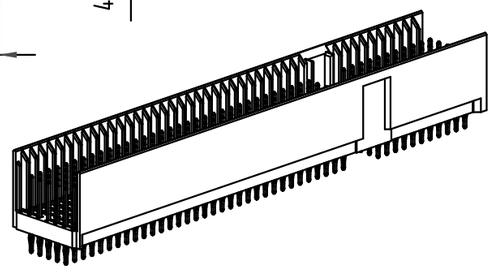

1 Empfohlener Lochaufbau und weitere Informationen siehe: DS 17 00 110 0101
recommended configuration of plated through holes and further information see: DS 17 00 110 0101

17 06 220 4202	S4
17 06 220 2202	2
17 06 220 1202	1
Bestell-Nr. *part-no.*	Anforderungsstufe *performance level* 1

All Dimensions in mm Original Size DIN A 3			Techn. Character.			
				Dat.	Name	Maßstab/*Scale*
			Detail.	01.10.98	Rie.	1:1
35969	11.01.10	Hage.	Insp.	01.10.98	Wei.	2:1
34337	30.05.07	LehT	Stand.			
29423	03.04.01	Rie.				
24607						
Mod.	Dat.	Name				

HARTING Electronics GmbH & Co. KG
D-32339 ESPELKAMP

Nicht tolerierte Maße/*Free size tolerances*
IEC 61076-4-101

har-bus HM Messerleiste Typ Monoblock 47 220pol.,Anschlußlänge 3,7mm
har-bus HM male connector type monoblock 47 220pol.,termination length 3,7mm

TB 17 06 220 x202

Blatt/*page*

Sub.

Alle Rechte vorbehalten/ *All rights reserved*

Downloaded from Arrow.com.