1-171825-0 ✔ ACTIVE

TE Internal #: 1-171825-0

PCB Mount Header, Vertical, Wire-to-Board, 10 Position, 5 mm [.197 in] Centerline, Partially Shrouded, Tin (Sn), Through Hole - Solder, Signal

View on TE.com >

Connectors > PCB Connectors > PCB Headers & Receptacles







PCB Connector Type: **PCB Mount Header**

PCB Mount Orientation: **Vertical**

Connector System: **Wire-to-Board**

Number of Positions: **10**

Centerline (Pitch): **5 mm [.197 in]**

Features

Product Type Features

PCB Connector Type	PCB Mount Header
Connector System	Wire-to-Board
Header Type	Partially Shrouded
Sealable	No
Connector & Contact Terminates To	Printed Circuit Board
Connector Product Type	Housing

Configuration Features

PCB Mount Orientation	Vertical
Number of Positions	10
Number of Rows	1

Electrical Characteristics

Operating Voltage	250 VDC

Body Features

Connector Profile	Low

Downloaded from Arrow.com.

Primary Product Color	Natural

Contact Features

Mating Square Post Dimension	.64 mm[.025 in]
PCB Contact Termination Area Plating Material Thickness	.8 µm
Contact Shape & Form	Square
Contact Mating Area Length	7.5 mm[.295 in]
Contact Base Material	Brass
PCB Contact Termination Area Plating Material	Tin
Contact Mating Area Plating Material	Tin (Sn)
Contact Mating Area Plating Material Thickness	.8 µm[31.49 µin]
Contact Type	Pin
Contact Current Rating (Max)	5 A

Termination Features

Termination Post & Tail Length	3.6 mm[.142 in]
Square Termination Post & Tail Dimension	.64 mm[.025 in]
Termination Method to PCB	Through Hole - Solder

Mechanical Attachment

Panel Mount Feature	Without
Mating Retention Type	Polarized Lock
Mating Alignment Type	Polarization
PCB Mount Retention Type	Retention Solder Tails
PCB Mount Alignment	Without
Mating Retention	With
PCB Mount Retention	With
Connector Mounting Type	Board Mount
Mating Alignment	With

Housing Features

Centerline (Pitch)	5 mm[.197 in]
Housing Material	6/6 Nylon

Dimensions

PCB Thickness (Recommended)	1.6 mm[.063 in]
Connector Height	10.4 mm[.409 in]

Downloaded from Arrow.com.

Connector Length	25 mm[.984 in]

Usage Conditions

Operating Temperature Range	-20 – 95 °C[-4 – 203 °F]

Operation/Application

Circuit Application	Signal

Industry Standards

Compatible With Agency/Standards Products	UL
UL Flammability Rating	UL 94V-0

Packaging Features

Packaging Quantity	250
Packaging Method	Bag, Box

Product Compliance

For compliance documentation, visit the product page on TE.com>

EU RoHS Directive 2011/65/EU	Compliant
EU ELV Directive 2000/53/EC	Compliant
China RoHS 2 Directive MIIT Order No 32, 2016	有害物质含量符合标准要求 No Restricted Substance(s) Above Threshold
EU REACH Regulation (EC) No. 1907/2006	Current ECHA Candidate List: JUNE 2025 (250) Candidate List Declared Against: JUNE 2025 (250) Does not contain REACH SVHC
Halogen Content	Low Halogen - Br, Cl, F < 900 ppm per homogenous material. Also BFR/CFR/PVC Free
Solder Process Capability	Wave solder capable to 240°C

Product Compliance Disclaimer

This information is provided based on reasonable inquiry of our suppliers and represents our current actual knowledge based on the information they provided. This information is subject to change. The part numbers that TE has identified as EU RoHS compliant have a maximum concentration of 0.1% by weight in homogenous materials for lead, hexavalent chromium, mercury, PBB, PBDE, DBP, BBP, DEHP, DIBP, and 0.01% for cadmium, or qualify for an exemption to these limits as defined in the Annexes of Directive 2011/65/EU (RoHS2). Finished electrical and electronic equipment products will be CE marked as required by Directive 2011/65/EU. Components may not be CE marked. Additionally, the part numbers that TE has identified as EU ELV compliant have a maximum concentration of 0.1% by weight in homogenous materials for lead, hexavalent chromium, and mercury, and 0.01% for cadmium, or qualify for an exemption to these limits as defined in the Annexes of Directive 2000/53/EC (ELV). Regarding the REACH Regulation, the information TE provides on SVHC in articles for this part number is based on the latest European Chemicals Agency (ECHA) 'Guidance on requirements for substances in articles' posted at this URL: https://echa.europa.eu/guidance-documents/guidance-on-reach

Downloaded from Arrow.com.

Compatible Parts



TE Part # 1-174810-0
EIS POST HDR ASSY V TUBE PACK



TE Part # 1-172142-0
EIS LOW PROFILE HSG 10P NATURAL



TE Part # 1-172188-0
10P REC ASSY MTEI FEED THRU#28



TE Part # 1-171822-0
EIS REC. HSG 10P-NATURAL

Customers Also Bought



TE Part #171825-2
2 POS EIS POST HDR



TE Part #171825-3
POST HEADER ASSY EI SRS 3POS



TE Part #171825-4
TYPE V EIS CONNECTOR 4P ASSY



TE Part #171825-5
5 POS EIS POST HDR



TE Part #171825-6
POST HDR ASSY VERT AMP EI CONN



TE Part #171825-9
9P EIS POST HDR VERTICAL



TE Part #171826-3
3P POST HEADER ASSY EI



TE Part #171826-6
POST HEADER ASSY HORIZ EI



TE Part #1473565-6
RITS CONN.HDR ASSY 6P



TE Part #5100785-1
2MM HDR, 125 POS 9.7MM

Documents

CAD Files

3D PDF

3D

Customer View Model

ENG_CVM_CVM_1-171825-0_Y2.2d_dxf.zip

English

Downloaded from Arrow.com.

Customer View Model

ENG_CVM_CVM_1-171825-0_Y2.3d_igs.zip

English

Customer View Model

ENG_CVM_CVM_1-171825-0_Y2.3d_stp.zip

English

By downloading the CAD file I accept and agree to the **Terms and Conditions** of use.

Datasheets & Catalog Pages

1-1773972-5_EIS_Connectors_Brochure

English

Product Specifications

Crimping of AMP EI Series Connector Contacts

Japanese

Application Specification

Japanese

Agency Approvals

Agency Approval Document

English

Downloaded from Arrow.com.