


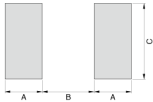


Product Status	EOL Announced
	Recommended Alternate Part No. : <a href="#">CLF6045NIT-680M-D</a> (Interchangeability is not guaranteed.)
	Discontinue Issue Date : May.14, 2024
	Last Purchase Order Date : Mar.31, 2026
	Last Shipment Date : Dec.31, 2026
Applications	Automotive Grade
Feature	<a href="#">AEC-Q200</a> AEC-Q200
	<a href="#">Wire Wound</a> Wire Wound
	<a href="#">Shield</a> Magnetic Shield
	Ferrite CoreFerrite Core
Series   Type	RLF-D
Brand	TDK
Environmental Compliance	  



Dimensions in mm

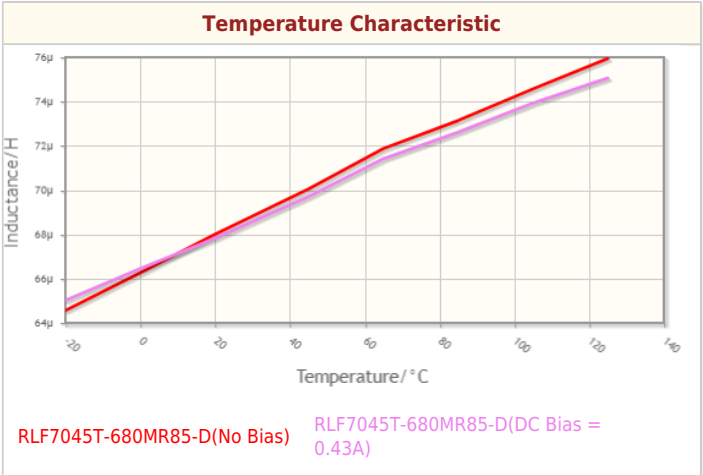
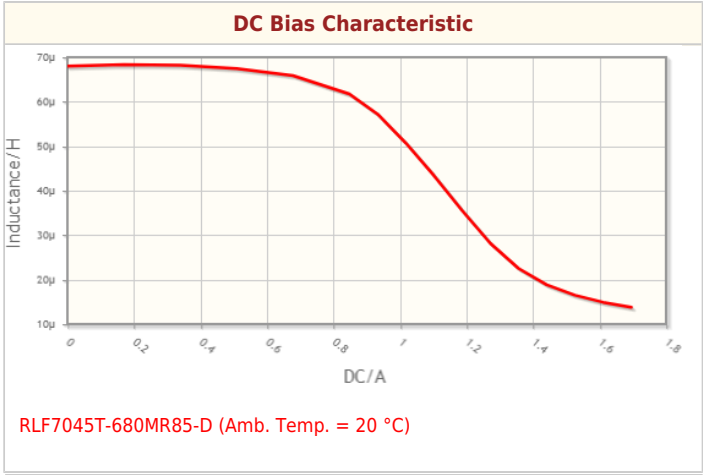
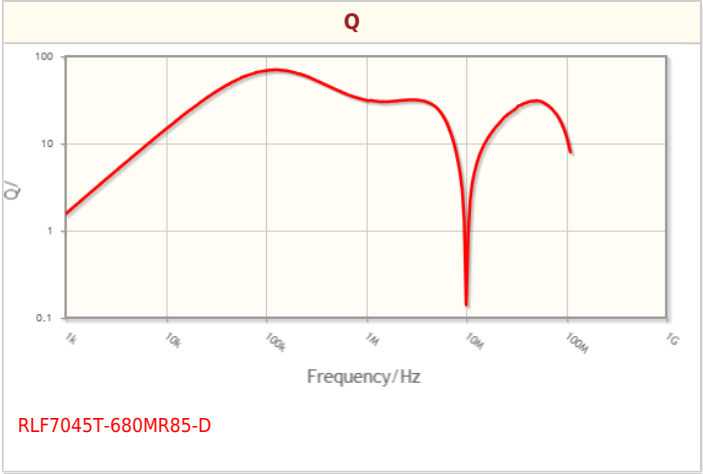
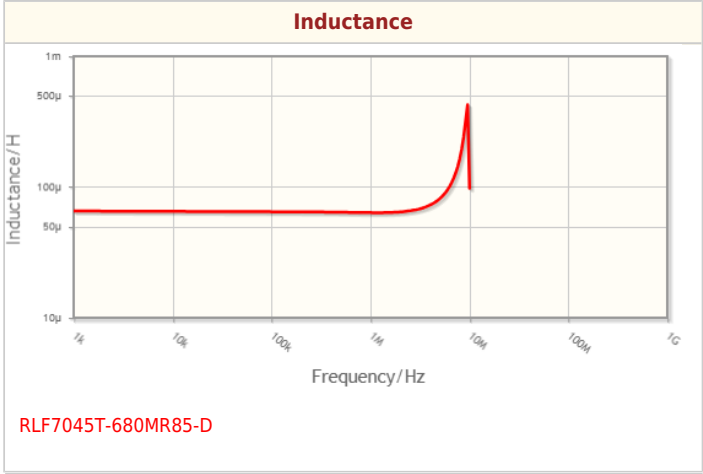
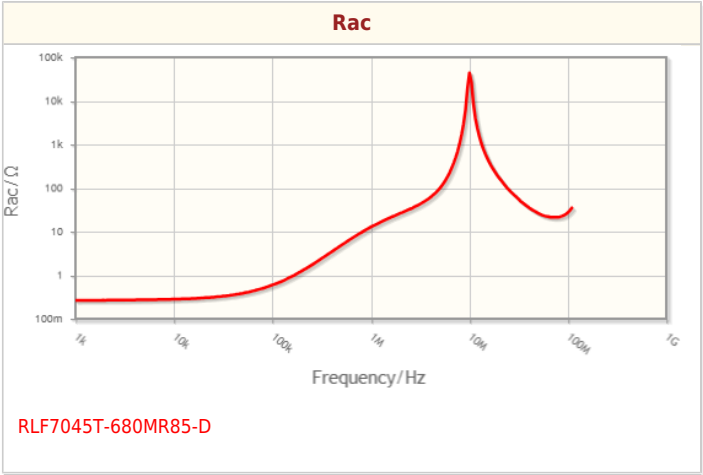
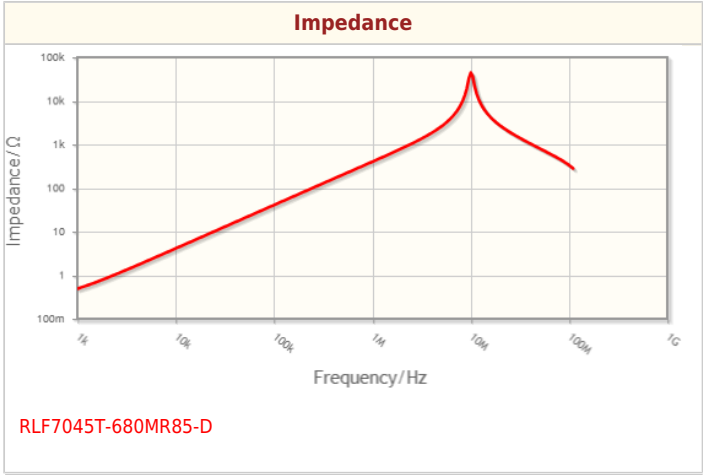
Size	
Length(L)	7.30mm ±0.30mm
Width(W)	6.80mm ±0.20mm
Thickness   Height	4.60mm ±0.20mm
Recommended Land Pattern (A)	2.00mm Nom.
Recommended Land Pattern (B)	3.90mm Nom.
Recommended Land Pattern (C)	2.20mm Nom.

Electrical Characteristics	
Inductance	68μH ±20% at 100kHz
Rated Current (L Change) [Typ.]	
Rated Current (L Change) [Max.]	850mA (30% Down)
Rated Current (Temperature Rise) [Typ.]	850mA (20°C Rise)
Rated Current (Temperature Rise) [Max.]	
DC Resistance [Typ.]	284mΩ
DC Resistance [Max.]	340.8mΩ
Rated Voltage [Max.]	
Self Resonant Frequency [Min.]	
Self Resonant Frequency [Typ.]	
Q [Min.]	
Q [Typ.]	

! Images are for reference only and show exemplary products.  
! This PDF document was created based on the data listed on the TDK Corporation website.  
! All specifications are subject to change without notice.

Other	
Operating Temp. Range	-40 to 150°C (Including Self-Temp. Rise)
Soldering Method	Reflow
	Iron Soldering
AEC-Q200	YES
Packing	Embossed (Plastic)Taping [330mm Reel]
Package Quantity	1000pcs
Weight	0.8g

# Characteristic Graphs(This is reference data, and does not guarantee the products characteristics.)



Characteristic Graphs(This is reference data, and does not guarantee the products characteristics.)

