



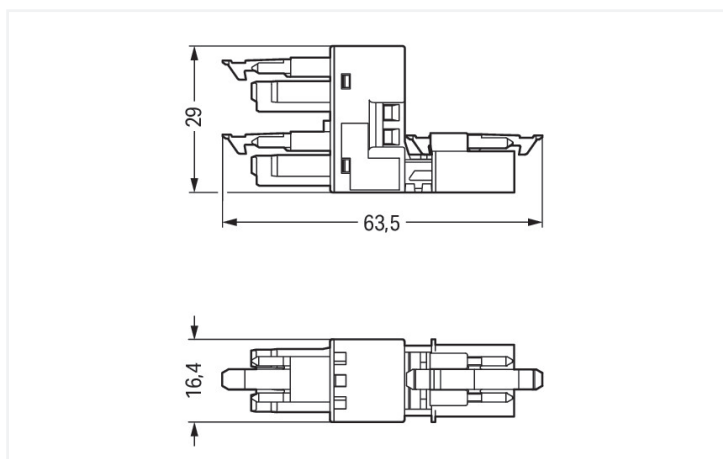
Data Sheet | Item Number: 890-686

h-distribution connector; 3-pole; Cod. A; 1 input; 2 outputs; outputs on one side; 3 locking levers; for flying leads; white

<https://www.wago.com/890-686>



Color: ■ white



Dimensions in mm

Distribution connector *WINSTA*® MINI A coding

The *WINSTA*® MINI distribution connector A coding is the pluggable solution for your application in control cabinets, for lighting connections or on PCBs. The pluggable installation connectors with spring pressure connection technology work entirely without screw connections. They allow fast, efficient, error-free installation in numerous possible uses. For greater security in electrical installations, the pluggable installation connector is equipped with mechanical protection against mismatching. The *WINSTA*® MINI pluggable installation connector with A coding in black or white is usually used for general mains applications in power distribution. Due to its particularly compact dimensions, our *WINSTA*® MINI Pluggable Connection System with Push-in CAGE CLAMP® spring pressure connection technology is especially suitable in very restricted spaces, i.e., for connections when very little room is available.

Lower costs through fast commissioning and elimination of service expenses – solutions from *WINSTA*® MINI

The *WINSTA*® Pluggable Connection System allows pluggable electrical installation. This significantly reduces the need for servicing and lowers costs. Take advantage of the pluggable version of our maintenance-free spring pressure connection technology too! Plan your installation with protection against mismatching from WAGO.

- effective protection against mismatching
- compact design for conductors with a cross-section up to 1.5 mm²
- with A coding for a large number of uses
- ready to install and use immediately
- convenient installation and commissioning

Notes

General safety information

1. Only to be used by a qualified electrician or by a person electrically instructed for the task (EIP per DIN VDE 0105-100).
2. Do not install while energized or under load.
3. Use only for its intended purpose.
4. Observe applicable national regulations, standards and directives.
5. Observe the technical specifications of the products.
6. Ensure correct polarity assignment.
7. Do not use damaged or contaminated components.
8. Observe conductor types, conductor cross-sections, strip lengths and cable diameters.
9. Insert conductors up to the stop.
10. Use only with locking lever and strain relief.
11. Use original accessories only.

To be sold only with installation instructions!

Electrical data

Ratings per	IEC/EN 60664-1			Approvals per	UL 1977
	III	III	II		
Overvoltage category	III	III	II	Rated voltage	600 V
Pollution degree	3	2	2	Rated current	14 A
Nominal voltage	250 V	-	-		
Rated impulse withstand voltage	4 kV	-	-		
Rated current	16 A	-	-		

General information

Note on contact resistance	approx. 1 mΩ of contact resistance approx. 0.25 mΩ contact transition plug/ socket
----------------------------	------------------------------------------------------------------------------------------

Connection Data

Total number of potentials	3	Connection 1
PE function	Preceding PE contact	

Physical data

Pin spacing	4.4 mm / 0.173 inches
Width	16.4 mm / 0.646 inches
Height	29 mm / 1.142 inches
Depth	63.5 mm / 2.5 inches

Mechanical data

Use	General mains applications
Coding	A
Variable coding	No
Marking	L ⊕ N
Potential marking	L ⊕ N
Mating force of a plug-in connection	Approx. 20 ... 70 N (depending on pole number)
Retention force of a plug-in connection	When locked: > 80 N
Unmating force of a plug-in connection	Unlocked: approx. 20 ... 70 N (depending on pole number)
Number of mating cycles	200, without resistive load
Type of distribution box	h-distribution connector, outputs at one end
Protection type	IP20; IP40 when mated
Suitable	for flying leads

Plug-in connection

Mismatching protection	Yes
Note on mismatching protection	All WINSTA® components are 100% protected against mismatching when: a.) plugging different numbers of poles b.) plugging while rotated 180 c.) plugging while laterally staggered d.) plugging one pole
Locking lever	Yes
Locking of plug-in connection	Locking lever
Note on locking system	All connectors for mounted installations (snap-in versions for lighting fixtures or devices, all types of PCB and distribution connectors) are factory-equipped with locking levers to ensure plugs and sockets are securely locked. Additional locking levers are only required for flying leads (plug/socket).
Number of locking levers	3

Material data

Note (material data)	Information on material specifications can be found here
Color	white
Material group	I
Insulation material (main housing)	Polyamide (PA66)
Flammability class per UL94	V0
Contact material	Copper or copper alloy; surface-treated
Contact Plating	Tin
Fire load	0.224 MJ
Weight	13.7 g

Environmental requirements

Processing temperature	-5 ... +40 °C
Continuous operating temperature	-35 ... +85 °C
Note on continuous operating temperature	Insulating parts for temperatures ≤ 105 °C

Commercial data

Product Group	20 (Winsta)
PU (SPU)	50 pcs
Packaging type	Box
Country of origin	DE
GTIN	4045454404468
Customs tariff number	85366990990

Product Classification

UNSPSC	39121402
eCl@ss 10.0	27-44-06-03
eCl@ss 9.0	27-44-06-03
ETIM 9.0	EC002567
ETIM 10.0	EC002567
ECCN	NO US CLASSIFICATION

Environmental Product Compliance

RoHS Compliance Status	Compliant, No Exemption
------------------------	-------------------------

Approvals / Certificates

General approvals



Approval	Standard	Certificate Name
CCA DEKRA Certification B.V.	EN 61535	71-123231
CCA DEKRA Certification B.V.	IEC 61535	NL-85020
cURus Underwriters Laboratories Inc.	UL 1977	E45171

Declarations of conformity and manufacturer's declarations

Approval	Standard	Certificate Name
EU-Declaration of Conformity WAGO GmbH & Co. KG	-	-
UK-Declaration of Conformity WAGO GmbH & Co. KG	-	-

Approvals for marine applications



Approval	Standard	Certificate Name
ABS American Bureau of Shipping	Steel Vessel Rules	24-0095973-PDA
DNV GL Det Norske Veritas, Germanischer Lloyd	-	TAE00001Z6
LR Lloyds Register	EN 61535	LR23317167TA
PRS Polski Rejestr Statków	-	TE/1096/880590/23

Downloads





Environmental Product Compliance

Compliance Search
Environmental Product Compliance 890-686

Documentation

Bid Text			
890-686	19.02.2019	xml 2.88 KB	
890-686	30.11.2018	doc 23.00 KB	

CAD/CAE-Data

CAD data	CAE data
2D/3D Models 890-686 	EPLAN Data Portal 890-686 
	WSCAD Universe 890-686 
	ZUKEN Portal 890-686 

1 Compatible Products

1.1 System counterpart

1.1.1 Cable assembly



Item No.: 891-8993/205-102

pre-assembled connecting cable; Eca; Plug/open-ended; 3-pole; Cod. A; 1 m; 1,00 mm²; white

Item No.: 891-8993/105-102

pre-assembled connecting cable; Eca; Socket/open-ended; 3-pole; Cod. A; 1 m; 1,00 mm²; white

Item No.: 891-8993/005-102

pre-assembled interconnecting cable; Eca; Socket/plug; 3-pole; Cod. A; 1 m; 1,00 mm²; white

1.1.2 Female connector/socket



Item No.: 890-223

Socket; 3-pole; Cod. A; 1,50 mm²; white

Item No.: 890-123

Socket; with strain relief housing; 3-pole; Cod. A; 1,50 mm²; white

1.1.3 Male connector/plug



Item No.: 890-233

Plug; 3-pole; Cod. A; 1,50 mm²; white

Item No.: 890-133

Plug; with strain relief housing; 3-pole; 1,50 mm²; white

1.2 Required Accessories

1.2.1 Installation

1.2.1.1 Mounting accessories



Item No.: 890-623


Mounting plate; 3-pole; for distribution connectors; Plastic; black

Item No.: 890-673

Mounting plate; 3-pole; for distribution connectors; Plastic; white

Installation Notes

Installation



Secure the mounting plate via pins.