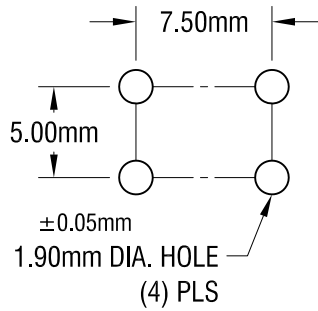
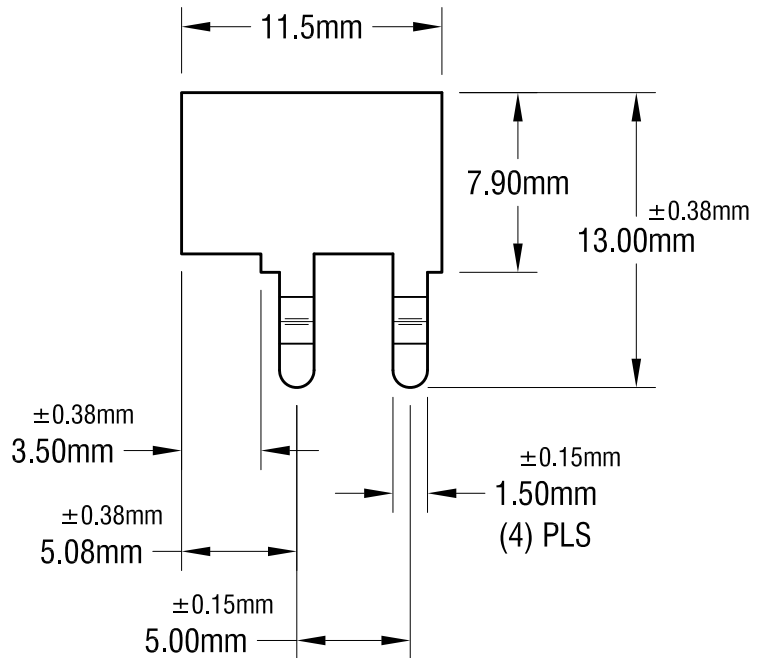
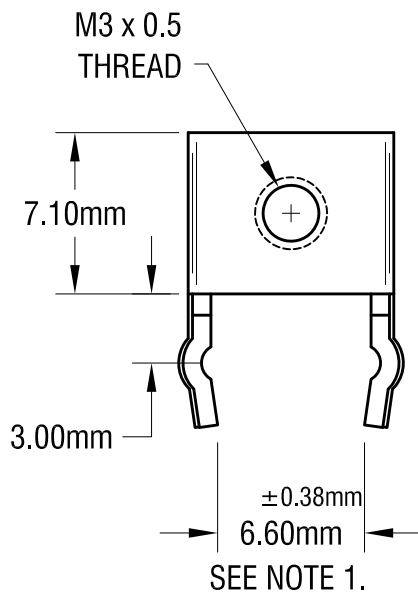
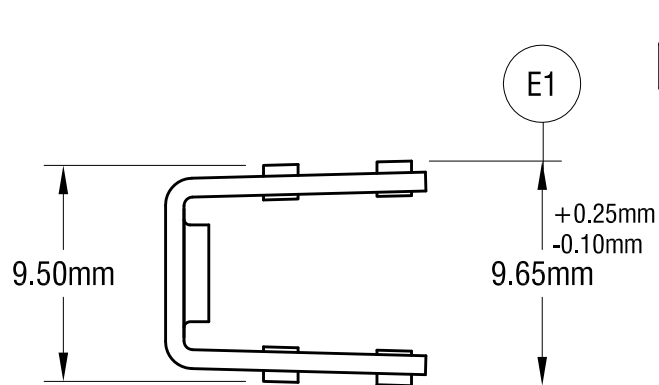


MOUNTING DETAIL



THIS DOCUMENT IS THE PROPERTY OF KEYSTONE ELECTRONICS CORP. AND SHALL NOT BE REPRODUCED, DISTRIBUTED OR USED AS A BASIS FOR MANUFACTURE WITHOUT PRIOR WRITTEN PERMISSION FROM KEYSTONE ELECTRONICS CORP.

ACTUAL SIZE



NOTE:

1. ALL DIMENSIONS ARE IN MILLIMETERS.

10.28.20	WAS 9.50 mm CHANGE AS PER ECN 20-088	E
1.14.16	CHANGE AS PER ECN 16-003	D
7.14.09	CHANGE AS PER ECN 09-101	C
2.1.08	CHANGE AS PER ECN 08-070	B

DATE	DESCRIPTION	REV.
------	-------------	------

KEYSTONE ELECTRONICS CORP.

www.keyelco.com • ASTORIA, N.Y. 11105-2017 • Tel (718) 956-8900

PART NAME		PC METRIC SCREW TERMINAL	
MATERIAL		0.8mm TH'K BRASS	
FINISH		MATTE TIN PLATE	
TOLERANCES		INCH	[MM]
DECIMAL		±	[± 0.25]
ANGULAR		± 1°	
UNLESS OTHERWISE SPECIFIED			
CODE		C	
DWG NO.		7790	

DRN BY	BOONE	DATE	9.27.01
APP'D	LN	SCALE	3X