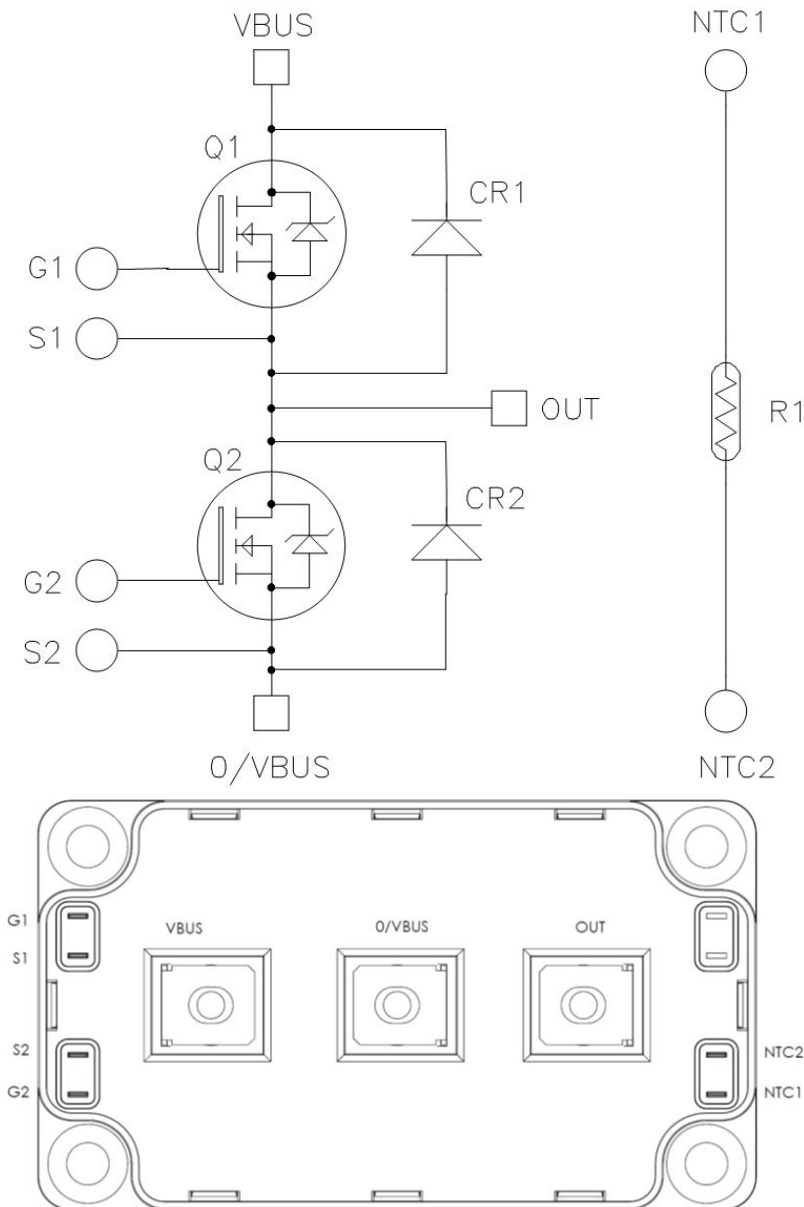


## Phase Leg SiC Power Module

### Product Overview

The MSCSM70AM025CT6AG device is a phase leg 700 V, 689 A silicon carbide (SiC) power module.



All ratings at  $T_J = 25\text{ }^\circ\text{C}$ , unless otherwise specified.

**Caution:** These devices are sensitive to electrostatic discharge. Proper handling procedures must be followed.

## Features

---

The following are key features of the MSCSM70AM025CT6AG device:

- SiC Schottky Diode
  - Zero reverse recovery
  - Zero forward recovery
  - Temperature independent switching behavior
  - Positive temperature coefficient on VF
- SiC Power MOSFET
  - Low  $R_{DS(on)}$
  - High temperature performance
- Kelvin source for easy drive
- Low stray inductance
- M5 power connectors
- Internal thermistor for temperature monitoring
- Aluminum nitride (AlN) substrate for improved thermal performance

## Benefits

---

The following are benefits of the MSCSM70AM025CT6AG device:

- High efficiency converter
- Outstanding performance at high frequency operation
- Direct mounting to heatsink (isolated package)
- Low junction-to-case thermal resistance
- RoHS compliant

## Application

---

The MSCSM70AM025CT6AG device is designed for the following applications:

- Welding converters
- Switched mode power supplies
- Uninterruptible power supplies
- EV motor and traction drive

## 1. Electrical Specifications

This section provides the electrical specifications of the MSCSM70AM025CT6AG device.

### 1.1 SiC MOSFET Characteristics

The following table lists the absolute maximum ratings per SiC MOSFET of the MSCSM70AM025CT6AG device.

**Table 1-1. Absolute Maximum Ratings per SiC MOSFET**

Symbol	Parameter	Maximum Ratings	Unit
$V_{DSS}$	Drain-Source voltage	700	V
$I_D$	Continuous drain current	$T_C = 25\text{ }^\circ\text{C}$	689 <sup>1</sup>
		$T_C = 80\text{ }^\circ\text{C}$	548 <sup>1</sup>
$I_{DM}$	Pulsed drain current	1380	
$V_{GS}$	Gate-Source voltage	-10/25	V
$R_{DS(on)}$	Drain-Source ON resistance	3.2	m $\Omega$
$P_D$	Power dissipation	$T_C = 25\text{ }^\circ\text{C}$	1882

**Note:** 1. Specification of SiC MOSFET device but output current must be limited due to size of power connectors.

The following table lists the electrical characteristics per SiC MOSFET of the MSCSM70AM025CT6AG device.

**Table 1-2. Electrical Characteristics per SiC MOSFET**

Symbol	Characteristics	Test Conditions	Min	Typ	Max	Unit	
$I_{DSS}$	Zero gate voltage drain current	$V_{GS} = 0\text{ V}; V_{DS} = 700\text{ V}$	—	—	600	$\mu\text{A}$	
$R_{DS(on)}$	Drain-Source on resistance	$V_{GS} = 20\text{ V}$ $I_D = 240\text{ A}$	$T_J = 25\text{ }^\circ\text{C}$	—	2.5	3.2	m $\Omega$
			$T_J = 175\text{ }^\circ\text{C}$	—	3.2	—	
$V_{GS(th)}$	Gate threshold voltage	$V_{GS} = V_{DS}, I_D = 24\text{ mA}$	1.9	2.4	—	V	
$I_{GSS}$	Gate-Source leakage current	$V_{GS} = 20\text{ V}, V_{DS} = 0\text{ V}$	—	—	600	nA	

# MSCSM70AM025CT6AG

## Electrical Specifications

The following table lists the dynamic characteristics per SiC MOSFET of the MSCSM70AM025CT6AG device.

**Table 1-3. Dynamic Characteristics per SiC MOSFET**

Symbol	Characteristics	Test Conditions	Min	Typ	Max	Unit
$C_{iss}$	Input capacitance	$V_{GS} = 0\text{ V}$	—	27	—	nF
$C_{oss}$	Output capacitance	$V_{DS} = 700\text{ V}$	—	3	—	
$C_{rss}$	Reverse transfer capacitance	$f = 1\text{ MHz}$	—	0.17	—	
$Q_g$	Total gate charge	$V_{GS} = -5\text{ V}/20\text{ V}$	—	1290	—	nC
$Q_{gs}$	Gate–Source charge	$V_{Bus} = 470\text{ V}$	—	348	—	
$Q_{gd}$	Gate–Drain charge	$I_D = 240\text{ A}$	—	210	—	
$T_{d(on)}$	Turn-on delay time	$V_{GS} = -5\text{ V}/20\text{ V}$	—	78	—	ns
$T_r$	Rise time	$V_{Bus} = 400\text{ V}$	—	125	—	
$T_{d(off)}$	Turn-off delay time	$I_D = 480\text{ A}; T_J = 150\text{ °C}$	—	214	—	
$T_f$	Fall time	$R_{G(ON)} = 4.7\text{ }\Omega; R_{G(OFF)} = 2.7\text{ }\Omega$	—	92	—	
$E_{on}$	Turn-on energy	$V_{GS} = -5/20\text{ V}$	—	6.1	—	mJ
$E_{off}$	Turn-off energy	$V_{Bus} = 400\text{ V}$ $I_D = 480\text{ A}$ $R_{G(ON)} = 4.7\text{ }\Omega$ $R_{G(OFF)} = 2.7\text{ }\Omega$				
$R_{Gint}$	Internal gate resistance		—	0.95	—	$\Omega$
$R_{thJC}$	Junction-to-case thermal resistance		—	—	0.08	$^{\circ}\text{C}/\text{W}$

The following table lists the body diode ratings and characteristics per SiC MOSFET of the MSCSM70AM025CT6AG device.

**Table 1-4. Body Diode Ratings and Characteristics per SiC MOSFET**

Symbol	Characteristics	Test Conditions	Min	Typ	Max	Unit
$V_{SD}$	Diode forward voltage	$V_{GS} = 0\text{ V}; I_{SD} = 240\text{ A}$	—	3.4	—	V
		$V_{GS} = -5\text{ V}; I_{SD} = 240\text{ A}$	—	3.8	—	
$t_{rr}$	Reverse recovery time	$I_{SD} = 240\text{ A}; V_{GS} = -5\text{ V}$ $V_R = 400\text{ V}; di_F/dt = 6000\text{ A}/\mu\text{s}$	—	40	—	ns
$Q_{rr}$	Reverse recovery charge		—	1.9	—	$\mu\text{C}$
$I_{rr}$	Reverse recovery current		—	89	—	A

### 1.2 SiC Schottky Diode Ratings and Characteristics per SiC Diode

The following table lists the SiC diode ratings and characteristics per SiC diode of MSCSM70AM025CT6AG device.

**Table 1-5. SiC Schottky Diode Ratings and Characteristics**

Symbol	Characteristics	Test Conditions		Min	Typ	Max	Unit
$V_{RRM}$	Peak repetitive reverse voltage			—	—	700	V
$I_{RRM}$	Reverse leakage current	$V_R=700\text{ V}$	$T_J = 25\text{ }^\circ\text{C}$	—	90	1200	$\mu\text{A}$
			$T_J = 175\text{ }^\circ\text{C}$	—	1500	—	
$I_F$	DC forward current	—	$T_C = 65\text{ }^\circ\text{C}$	—	300	—	A
$V_F$	Diode forward voltage	$I_F = 300\text{ A}$	$T_J = 25\text{ }^\circ\text{C}$	—	1.5	1.8	V
			$T_J = 175\text{ }^\circ\text{C}$	—	1.9	—	
$Q_C$	Total capacitive charge	$V_R = 400\text{ V}$	—	—	798	—	nC
C	Total capacitance	$f = 1\text{ MHz}, V_R = 200\text{ V}$		—	1488	—	pF
		$f = 1\text{ MHz}, V_R = 400\text{ V}$		—	1296	—	
$R_{thJC}$	Junction-to-case thermal resistance			—	—	0.167	$^\circ\text{C/W}$

### 1.3 Thermal and Package Characteristics

The following table lists the thermal and package characteristics of MSCSM70AM025CT6AG device.

**Table 1-6. Thermal and Package Characteristics**

Symbol	Characteristics	Min	Max	Unit	
V <sub>ISOL</sub>	RMS isolation voltage, any terminal to case t = 1 min, 50 Hz/60 Hz	4000	—	V	
T <sub>J</sub>	Operating junction temperature range	−40	175	°C	
T <sub>JOP</sub>	Recommended junction temperature under switching conditions	−40	T <sub>Jmax</sub> −25		
T <sub>STG</sub>	Storage temperature range	−40	125		
T <sub>C</sub>	Operating case temperature	−40	125		
Torque	Mounting torque	To heatsink M6	3	5	N.m
		For terminals M5	2	3.5	
Wt	Package weight	—	300	g	

### 1.4 Temperature Sensor NTC

The following table lists the temperature sensor NTC. See *APT0406 Application Note* for more information.

**Table 1-7. Temperature Sensor NTC**

Symbol	Characteristics	Min	Typ	Max	Unit
R <sub>25</sub>	Resistance at 25 °C	—	50	—	kΩ
ΔR <sub>25</sub> /R <sub>25</sub>	—	—	5	—	%
B <sub>25/85</sub>	T <sub>25</sub> = 298.15 K	—	3952	—	K
ΔB/B	—	T <sub>C</sub> = 100 °C	4	—	%

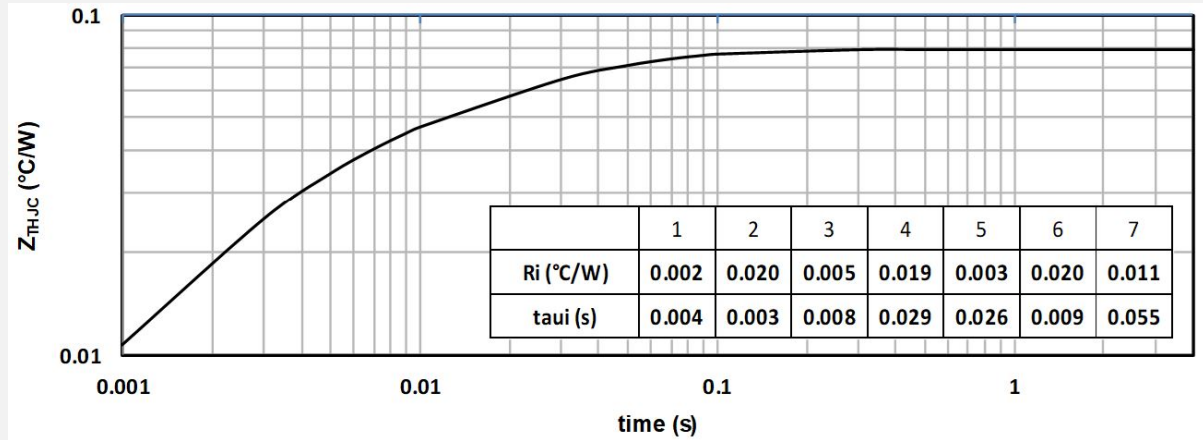
$$R_T = \frac{R_{25}}{\exp \left[ B_{25/85} \left( \frac{1}{T_{25}} - \frac{1}{T} \right) \right]}$$

T: Thermistor temperature  
R<sub>T</sub>: Thermistor value at T

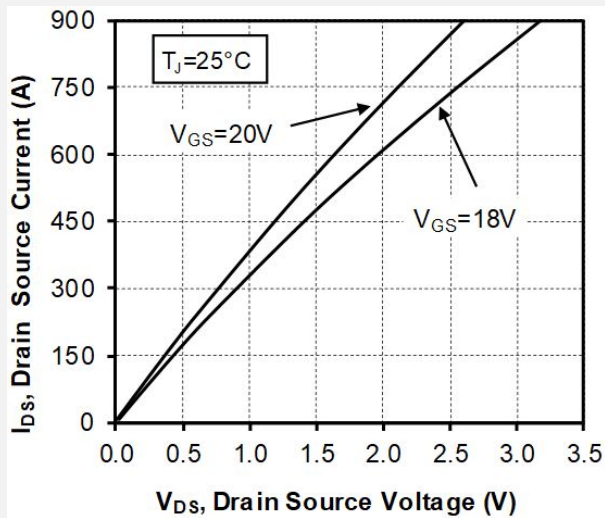
## 2. Typical SiC MOSFET Performance Curve

This section shows the typical SiC MOSFET performance curves of the MSCSM70AM025CT6AG device.

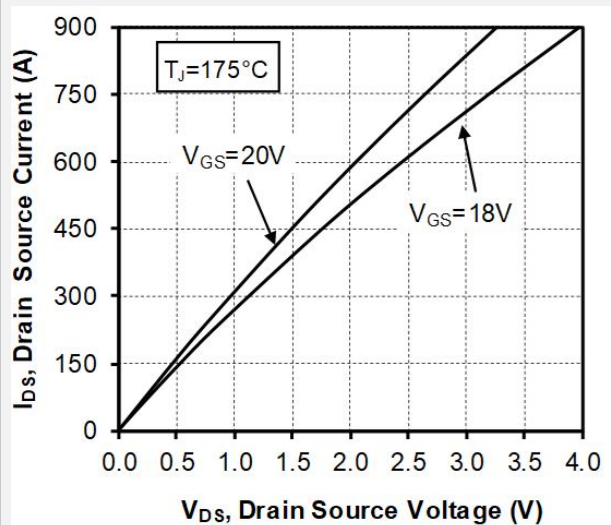
**Figure 2-1. Maximum Thermal Impedance**



**Figure 2-2. Output Characteristics,  $T_J = 25^\circ\text{C}$**



**Figure 2-3. Output Characteristics,  $T_J = 175^\circ\text{C}$**



# MSCSM70AM025CT6AG

## Typical SiC MOSFET Performance Curve

Figure 2-4. Normalized  $R_{DS(on)}$  vs. Temperature

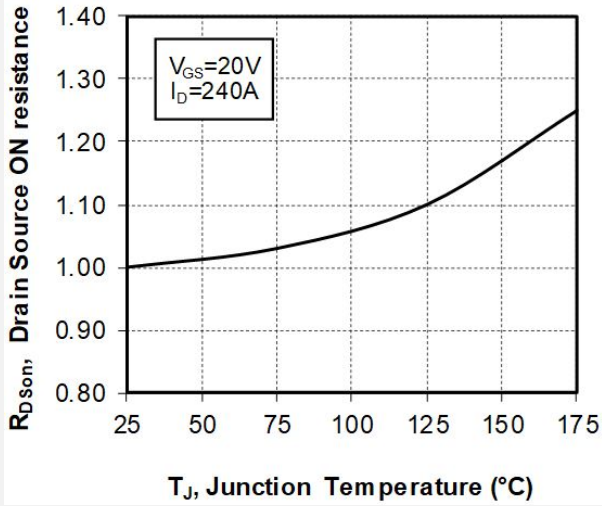


Figure 2-5. Transfer Characteristics

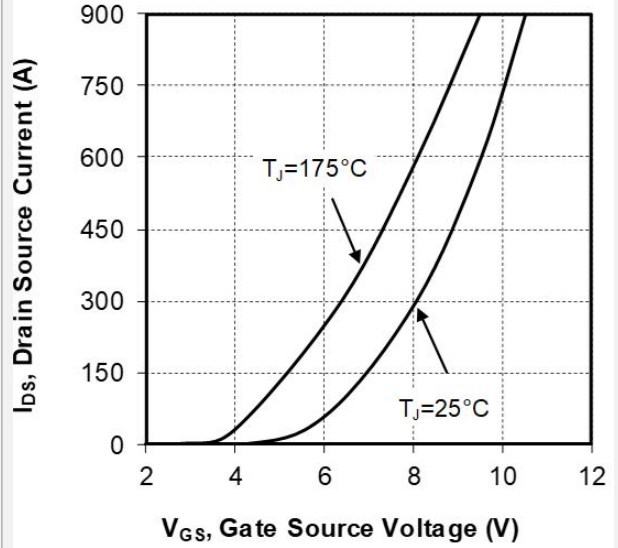


Figure 2-6. Capacitance vs. Drain Source Voltage

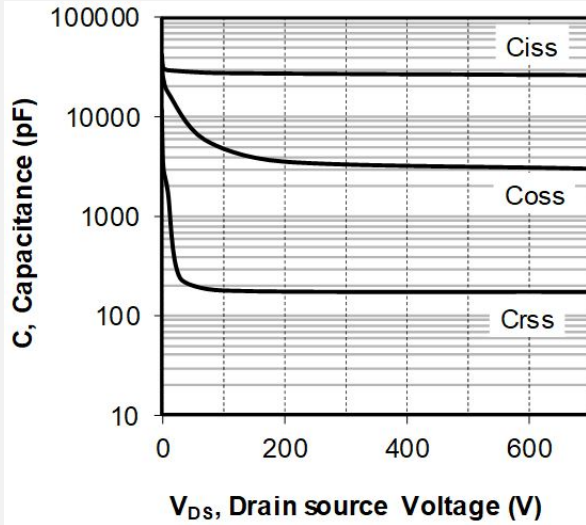
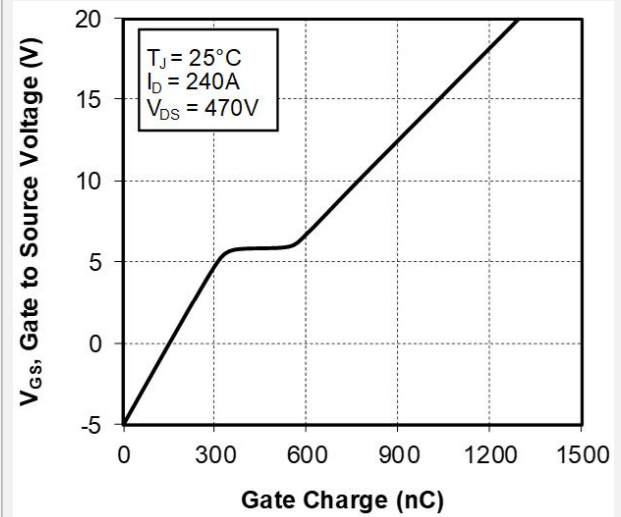


Figure 2-7. Gate Charge vs. Gate Source Voltage



# MSCSM70AM025CT6AG

## Typical SiC MOSFET Performance Curve

Figure 2-8. Body Diode Characteristics,  $T_J = 25^\circ\text{C}$

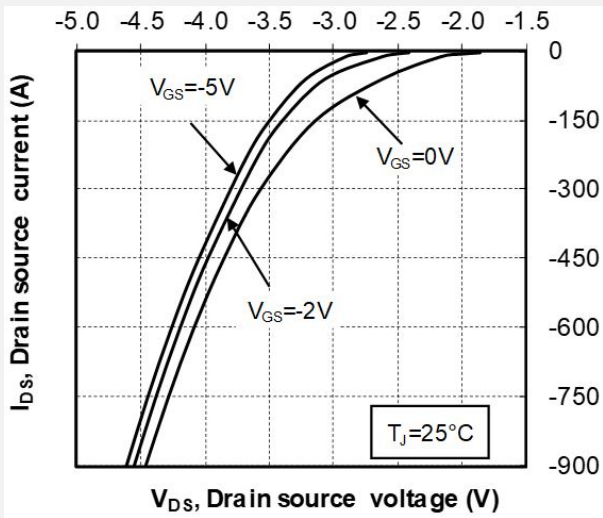


Figure 2-9. 3rd Quadrant Characteristics,  $T_J = 25^\circ\text{C}$

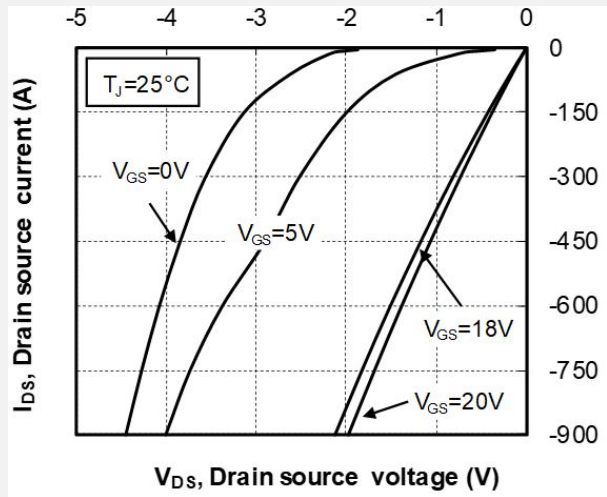


Figure 2-10. Body Diode Characteristics,  $T_J = 175^\circ\text{C}$

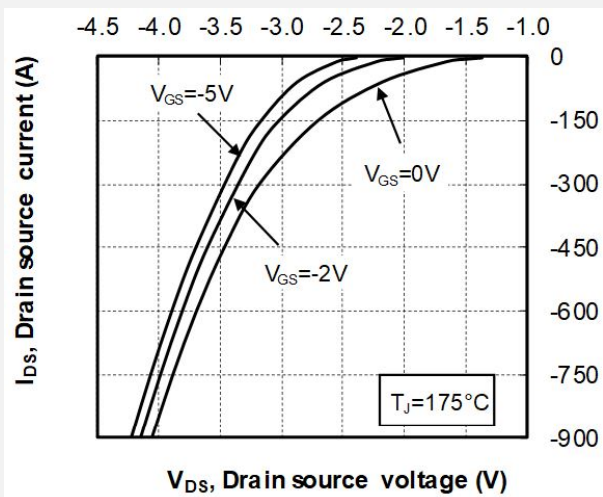
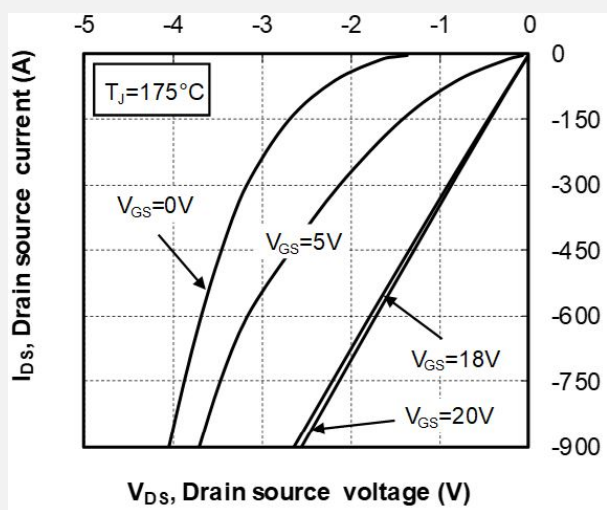


Figure 2-11. 3rd Quadrant Characteristics,  $T_J = 175^\circ\text{C}$



# MSCSM70AM025CT6AG

## Typical SiC MOSFET Performance Curve

Figure 2-12. Switching Energy vs. Current

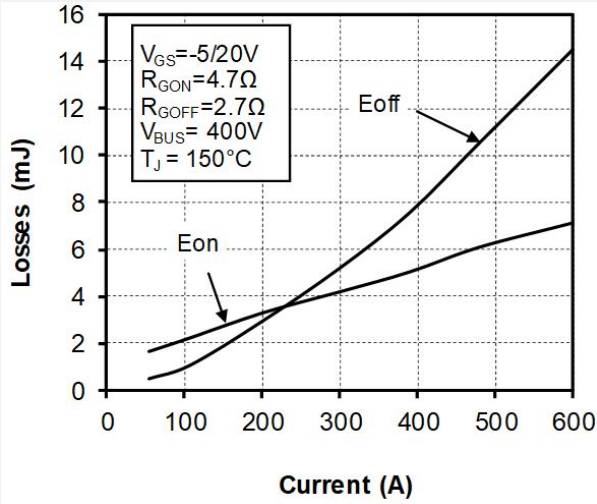


Figure 2-13. Turn On Energy vs. Rg

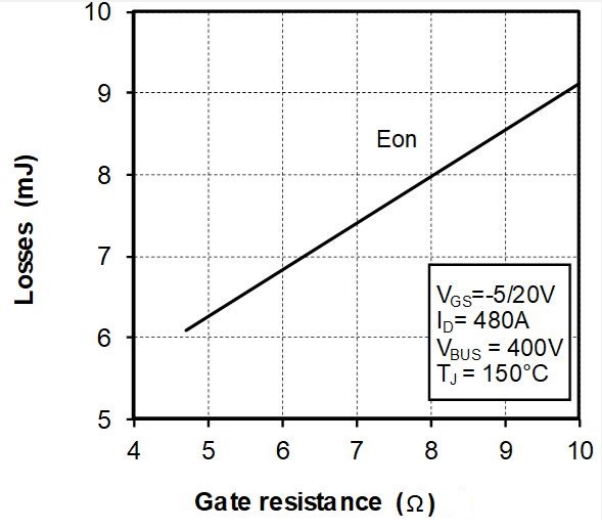


Figure 2-14. Turn Off Energy vs. Rg

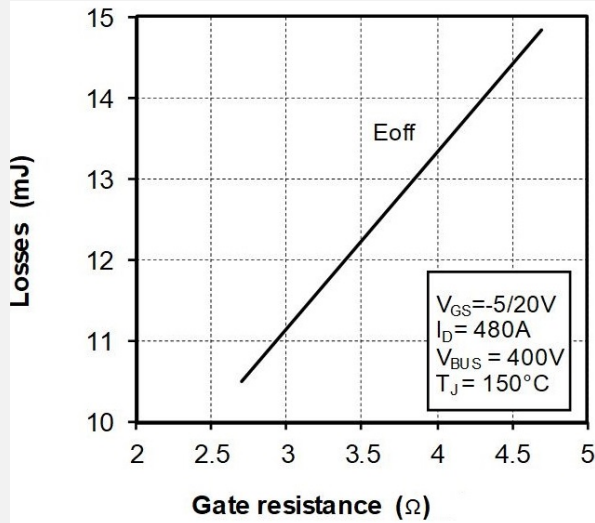
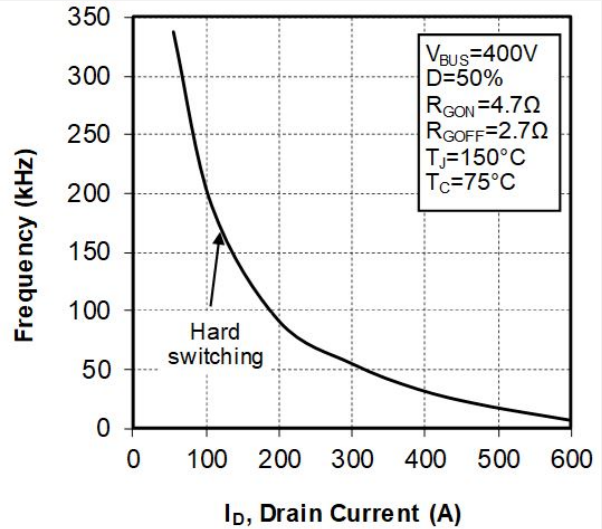


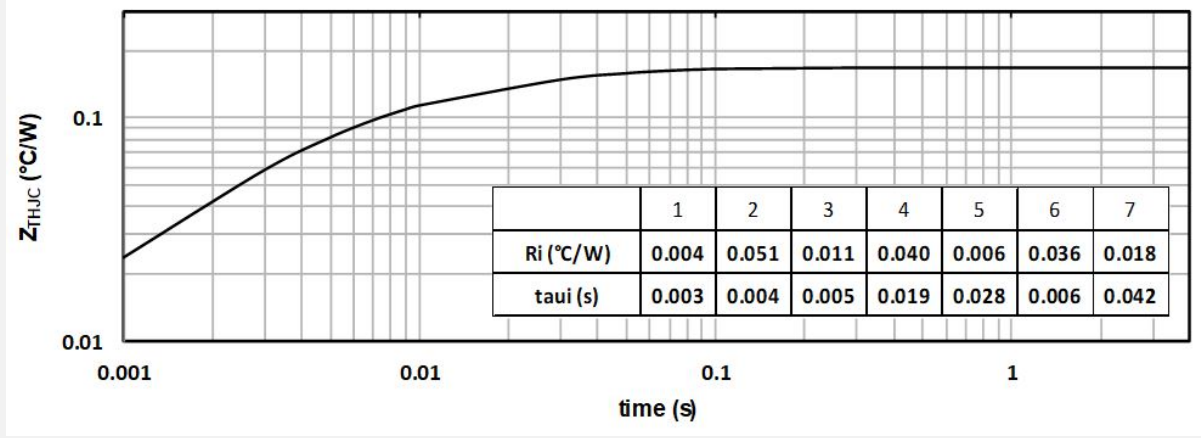
Figure 2-15. Operating Frequency vs. Drain Current



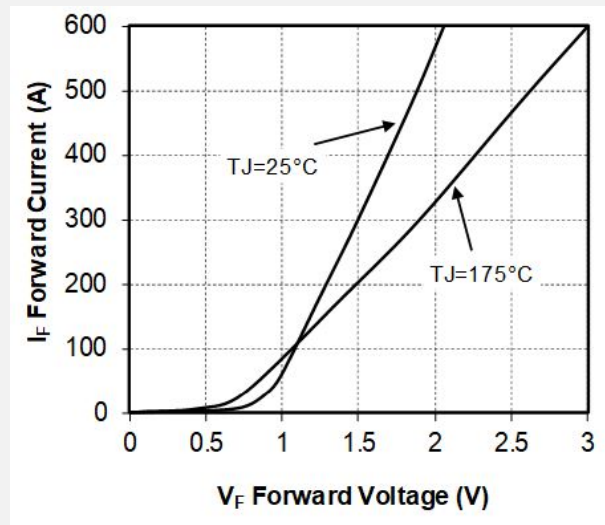
### 3. Typical SiC Diode Performance Curve

This section shows the typical SiC diode performance curves of MSCSM70AM025CT6AG device.

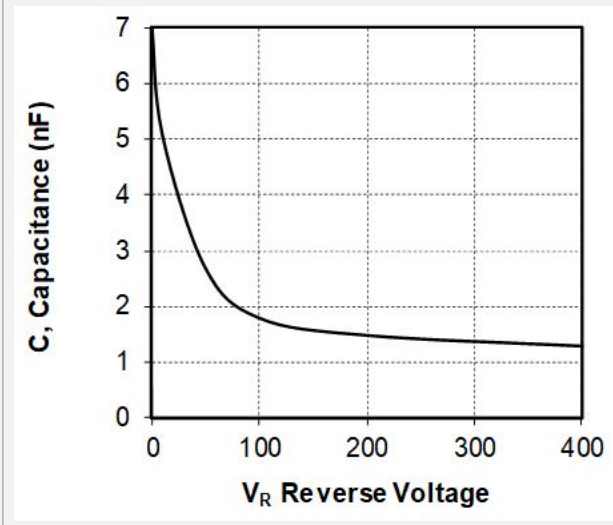
**Figure 3-1. Maximum Thermal Impedance**



**Figure 3-2. Forward Characteristics**



**Figure 3-3. Capacitance vs. Reverse Voltage**



# MSCSM70AM025CT6AG

## Package Specifications

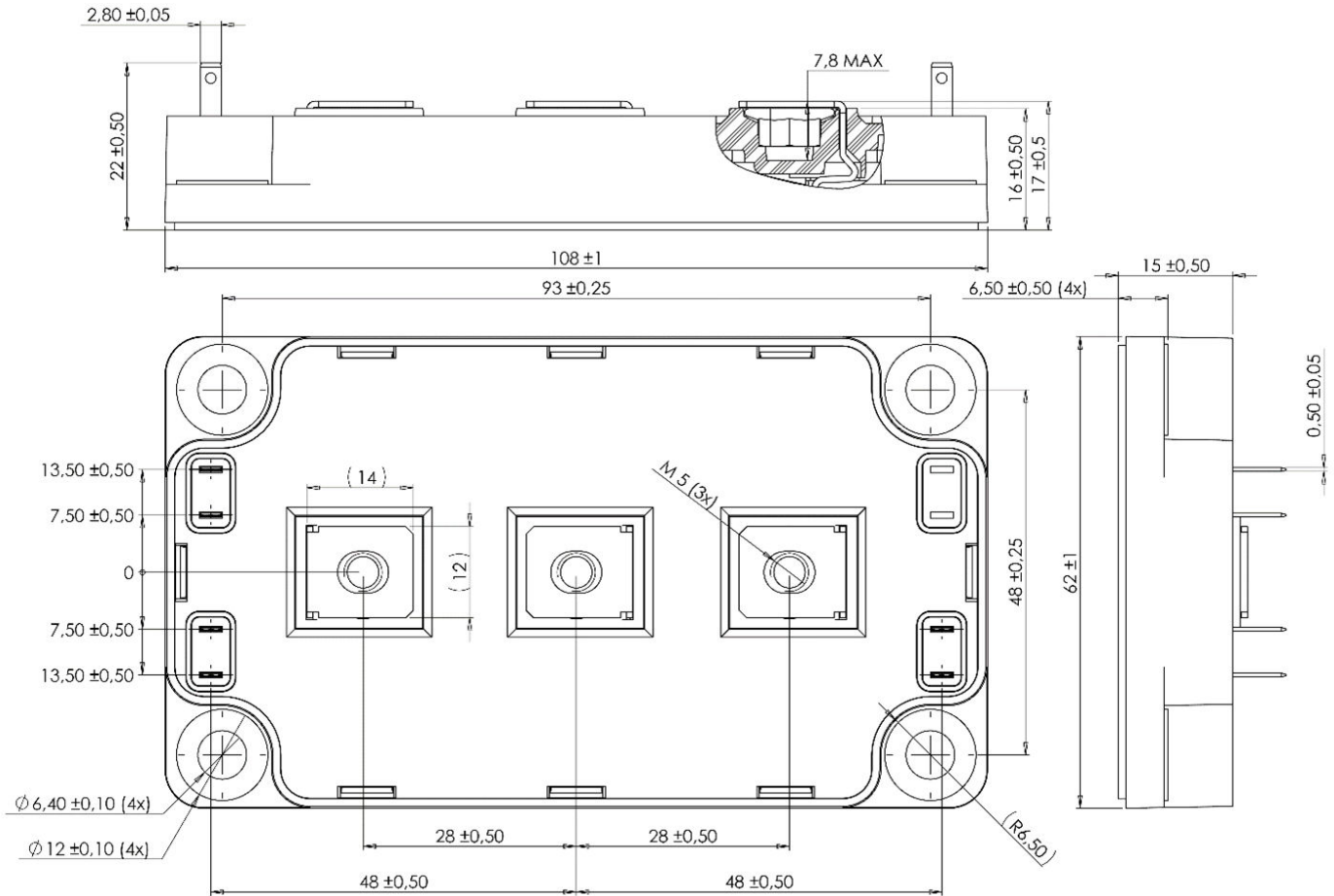
### 4. Package Specifications

The following section shows the package specification of MSCSM70AM025CT6AG device.

#### 4.1 Package Outline

The following figure shows the package outline drawing of MSCSM70AM025CT6AG device. The dimensions are in millimeters. See *Application Note APT0601—Mounting instructions for SP6 power modules* for more information.

Figure 4-1. Package Outline Drawing



### 5. Revision History

Revision	Date	Description
A	11/2020	Revision A is the latest publication of this document. The following is the summary of changes: <ul style="list-style-type: none"><li>• The document was updated to Microchip template.</li><li>• Document ID is changed to DS00003749.</li></ul>

## The Microchip Website

---

Microchip provides online support via our website at [www.microchip.com/](http://www.microchip.com/). This website is used to make files and information easily available to customers. Some of the content available includes:

- **Product Support** – Data sheets and errata, application notes and sample programs, design resources, user's guides and hardware support documents, latest software releases and archived software
- **General Technical Support** – Frequently Asked Questions (FAQs), technical support requests, online discussion groups, Microchip design partner program member listing
- **Business of Microchip** – Product selector and ordering guides, latest Microchip press releases, listing of seminars and events, listings of Microchip sales offices, distributors and factory representatives

## Product Change Notification Service

---

Microchip's product change notification service helps keep customers current on Microchip products. Subscribers will receive email notification whenever there are changes, updates, revisions or errata related to a specified product family or development tool of interest.

To register, go to [www.microchip.com/pcn](http://www.microchip.com/pcn) and follow the registration instructions.

## Customer Support

---

Users of Microchip products can receive assistance through several channels:

- Distributor or Representative
- Local Sales Office
- Embedded Solutions Engineer (ESE)
- Technical Support

Customers should contact their distributor, representative or ESE for support. Local sales offices are also available to help customers. A listing of sales offices and locations is included in this document.

Technical support is available through the website at: [www.microchip.com/support](http://www.microchip.com/support)

## Microchip Devices Code Protection Feature

---

Note the following details of the code protection feature on Microchip devices:

- Microchip products meet the specifications contained in their particular Microchip Data Sheet.
- Microchip believes that its family of products is secure when used in the intended manner and under normal conditions.
- There are dishonest and possibly illegal methods being used in attempts to breach the code protection features of the Microchip devices. We believe that these methods require using the Microchip products in a manner outside the operating specifications contained in Microchip's Data Sheets. Attempts to breach these code protection features, most likely, cannot be accomplished without violating Microchip's intellectual property rights.
- Microchip is willing to work with any customer who is concerned about the integrity of its code.
- Neither Microchip nor any other semiconductor manufacturer can guarantee the security of its code. Code protection does not mean that we are guaranteeing the product is "unbreakable." Code protection is constantly evolving. We at Microchip are committed to continuously improving the code protection features of our products. Attempts to break Microchip's code protection feature may be a violation of the Digital Millennium Copyright Act. If such acts allow unauthorized access to your software or other copyrighted work, you may have a right to sue for relief under that Act.

---

## Legal Notice

---

Information contained in this publication is provided for the sole purpose of designing with and using Microchip products. Information regarding device applications and the like is provided only for your convenience and may be superseded by updates. It is your responsibility to ensure that your application meets with your specifications.

THIS INFORMATION IS PROVIDED BY MICROCHIP "AS IS". MICROCHIP MAKES NO REPRESENTATIONS OR WARRANTIES OF ANY KIND WHETHER EXPRESS OR IMPLIED, WRITTEN OR ORAL, STATUTORY OR OTHERWISE, RELATED TO THE INFORMATION INCLUDING BUT NOT LIMITED TO ANY IMPLIED WARRANTIES OF NON-INFRINGEMENT, MERCHANTABILITY, AND FITNESS FOR A PARTICULAR PURPOSE OR WARRANTIES RELATED TO ITS CONDITION, QUALITY, OR PERFORMANCE.

IN NO EVENT WILL MICROCHIP BE LIABLE FOR ANY INDIRECT, SPECIAL, PUNITIVE, INCIDENTAL OR CONSEQUENTIAL LOSS, DAMAGE, COST OR EXPENSE OF ANY KIND WHATSOEVER RELATED TO THE INFORMATION OR ITS USE, HOWEVER CAUSED, EVEN IF MICROCHIP HAS BEEN ADVISED OF THE POSSIBILITY OR THE DAMAGES ARE FORESEEABLE. TO THE FULLEST EXTENT ALLOWED BY LAW, MICROCHIP'S TOTAL LIABILITY ON ALL CLAIMS IN ANY WAY RELATED TO THE INFORMATION OR ITS USE WILL NOT EXCEED THE AMOUNT OF FEES, IF ANY, THAT YOU HAVE PAID DIRECTLY TO MICROCHIP FOR THE INFORMATION. Use of Microchip devices in life support and/or safety applications is entirely at the buyer's risk, and the buyer agrees to defend, indemnify and hold harmless Microchip from any and all damages, claims, suits, or expenses resulting from such use. No licenses are conveyed, implicitly or otherwise, under any Microchip intellectual property rights unless otherwise stated.

---

## Trademarks

---

The Microchip name and logo, the Microchip logo, Adaptec, AnyRate, AVR, AVR logo, AVR Freaks, BesTime, BitCloud, chipKIT, chipKIT logo, CryptoMemory, CryptoRF, dsPIC, FlashFlex, flexPWR, HELDO, IGLOO, JukeBlox, KeeLoq, Klear, LANCheck, LinkMD, maXStylus, maXTouch, MediaLB, megaAVR, Microsemi, Microsemi logo, MOST, MOST logo, MPLAB, OptoLyzer, PackeTime, PIC, picoPower, PICSTART, PIC32 logo, PolarFire, Prochip Designer, QTouch, SAM-BA, SenGenuity, SpyNIC, SST, SST Logo, SuperFlash, Symmetricom, SyncServer, Tachyon, TimeSource, tinyAVR, UNI/O, Vectron, and XMEGA are registered trademarks of Microchip Technology Incorporated in the U.S.A. and other countries.

AgileSwitch, APT, ClockWorks, The Embedded Control Solutions Company, EtherSynch, FlashTec, Hyper Speed Control, HyperLight Load, IntelliMOS, Libero, motorBench, mTouch, Powermite 3, Precision Edge, ProASIC, ProASIC Plus, ProASIC Plus logo, Quiet-Wire, SmartFusion, SyncWorld, Temux, TimeCesium, TimeHub, TimePictra, TimeProvider, WinPath, and ZL are registered trademarks of Microchip Technology Incorporated in the U.S.A.

Adjacent Key Suppression, AKS, Analog-for-the-Digital Age, Any Capacitor, AnyIn, AnyOut, Augmented Switching, BlueSky, BodyCom, CodeGuard, CryptoAuthentication, CryptoAutomotive, CryptoCompanion, CryptoController, dsPICDEM, dsPICDEM.net, Dynamic Average Matching, DAM, ECAN, Espresso T1S, EtherGREEN, IdealBridge, In-Circuit Serial Programming, ICSP, INICnet, Intelligent Paralleling, Inter-Chip Connectivity, JitterBlocker, maxCrypto, maxView, memBrain, Mindi, MiWi, MPASM, MPF, MPLAB Certified logo, MPLIB, MPLINK, MultiTRAK, NetDetach, Omniscient Code Generation, PICDEM, PICDEM.net, PICKit, PICtail, PowerSmart, PureSilicon, QMatrix, REAL ICE, Ripple Blocker, RTAX, RTG4, SAM-ICE, Serial Quad I/O, simpleMAP, SimpliPHY, SmartBuffer, SMART-I.S., storClad, SQL, SuperSwitcher, SuperSwitcher II, Switchtec, SynchroPHY, Total Endurance, TSHARC, USBCheck, VariSense, VectorBlox, VeriPHY, ViewSpan, WiperLock, XpressConnect, and ZENA are trademarks of Microchip Technology Incorporated in the U.S.A. and other countries.

SQTP is a service mark of Microchip Technology Incorporated in the U.S.A.

The Adaptec logo, Frequency on Demand, Silicon Storage Technology, and Symmcom are registered trademarks of Microchip Technology Inc. in other countries.

GestIC is a registered trademark of Microchip Technology Germany II GmbH & Co. KG, a subsidiary of Microchip Technology Inc., in other countries.

All other trademarks mentioned herein are property of their respective companies.

© 2020, Microchip Technology Incorporated, Printed in the U.S.A., All Rights Reserved.

ISBN: 978-1-5224-7245-2

## Quality Management System

---

For information regarding Microchip's Quality Management Systems, please visit [www.microchip.com/quality](http://www.microchip.com/quality).

## Worldwide Sales and Service

AMERICAS	ASIA/PACIFIC	ASIA/PACIFIC	EUROPE
<p><b>Corporate Office</b> 2355 West Chandler Blvd. Chandler, AZ 85224-6199 Tel: 480-792-7200 Tel: 480-792-7277 Technical Support: <a href="http://www.microchip.com/support">www.microchip.com/support</a> Web Address: <a href="http://www.microchip.com">www.microchip.com</a></p> <p><b>Atlanta</b> Duluth, GA Tel: 678-957-9614 Fax: 678-957-1455</p> <p><b>Austin, TX</b> Tel: 512-257-3370</p> <p><b>Boston</b> Westborough, MA Tel: 774-760-0087 Fax: 774-760-0088</p> <p><b>Chicago</b> Itasca, IL Tel: 630-285-0071 Fax: 630-285-0075</p> <p><b>Dallas</b> Addison, TX Tel: 972-818-7423 Fax: 972-818-2924</p> <p><b>Detroit</b> Novi, MI Tel: 248-848-4000</p> <p><b>Houston, TX</b> Tel: 281-894-5983</p> <p><b>Indianapolis</b> Noblesville, IN Tel: 317-773-8323 Fax: 317-773-5453 Tel: 317-536-2380</p> <p><b>Los Angeles</b> Mission Viejo, CA Tel: 949-462-9523 Fax: 949-462-9608 Tel: 951-273-7800</p> <p><b>Raleigh, NC</b> Tel: 919-844-7510</p> <p><b>New York, NY</b> Tel: 631-435-6000</p> <p><b>San Jose, CA</b> Tel: 408-735-9110 Tel: 408-436-4270</p> <p><b>Canada - Toronto</b> Tel: 905-695-1980 Fax: 905-695-2078</p>	<p><b>Australia - Sydney</b> Tel: 61-2-9868-6733</p> <p><b>China - Beijing</b> Tel: 86-10-8569-7000</p> <p><b>China - Chengdu</b> Tel: 86-28-8665-5511</p> <p><b>China - Chongqing</b> Tel: 86-23-8980-9588</p> <p><b>China - Dongguan</b> Tel: 86-769-8702-9880</p> <p><b>China - Guangzhou</b> Tel: 86-20-8755-8029</p> <p><b>China - Hangzhou</b> Tel: 86-571-8792-8115</p> <p><b>China - Hong Kong SAR</b> Tel: 852-2943-5100</p> <p><b>China - Nanjing</b> Tel: 86-25-8473-2460</p> <p><b>China - Qingdao</b> Tel: 86-532-8502-7355</p> <p><b>China - Shanghai</b> Tel: 86-21-3326-8000</p> <p><b>China - Shenyang</b> Tel: 86-24-2334-2829</p> <p><b>China - Shenzhen</b> Tel: 86-755-8864-2200</p> <p><b>China - Suzhou</b> Tel: 86-186-6233-1526</p> <p><b>China - Wuhan</b> Tel: 86-27-5980-5300</p> <p><b>China - Xian</b> Tel: 86-29-8833-7252</p> <p><b>China - Xiamen</b> Tel: 86-592-2388138</p> <p><b>China - Zhuhai</b> Tel: 86-756-3210040</p>	<p><b>India - Bangalore</b> Tel: 91-80-3090-4444</p> <p><b>India - New Delhi</b> Tel: 91-11-4160-8631</p> <p><b>India - Pune</b> Tel: 91-20-4121-0141</p> <p><b>Japan - Osaka</b> Tel: 81-6-6152-7160</p> <p><b>Japan - Tokyo</b> Tel: 81-3-6880-3770</p> <p><b>Korea - Daegu</b> Tel: 82-53-744-4301</p> <p><b>Korea - Seoul</b> Tel: 82-2-554-7200</p> <p><b>Malaysia - Kuala Lumpur</b> Tel: 60-3-7651-7906</p> <p><b>Malaysia - Penang</b> Tel: 60-4-227-8870</p> <p><b>Philippines - Manila</b> Tel: 63-2-634-9065</p> <p><b>Singapore</b> Tel: 65-6334-8870</p> <p><b>Taiwan - Hsin Chu</b> Tel: 886-3-577-8366</p> <p><b>Taiwan - Kaohsiung</b> Tel: 886-7-213-7830</p> <p><b>Taiwan - Taipei</b> Tel: 886-2-2508-8600</p> <p><b>Thailand - Bangkok</b> Tel: 66-2-694-1351</p> <p><b>Vietnam - Ho Chi Minh</b> Tel: 84-28-5448-2100</p>	<p><b>Austria - Wels</b> Tel: 43-7242-2244-39 Fax: 43-7242-2244-393</p> <p><b>Denmark - Copenhagen</b> Tel: 45-4485-5910 Fax: 45-4485-2829</p> <p><b>Finland - Espoo</b> Tel: 358-9-4520-820</p> <p><b>France - Paris</b> Tel: 33-1-69-53-63-20 Fax: 33-1-69-30-90-79</p> <p><b>Germany - Garching</b> Tel: 49-8931-9700</p> <p><b>Germany - Haan</b> Tel: 49-2129-3766400</p> <p><b>Germany - Heilbronn</b> Tel: 49-7131-72400</p> <p><b>Germany - Karlsruhe</b> Tel: 49-721-625370</p> <p><b>Germany - Munich</b> Tel: 49-89-627-144-0 Fax: 49-89-627-144-44</p> <p><b>Germany - Rosenheim</b> Tel: 49-8031-354-560</p> <p><b>Israel - Ra'anana</b> Tel: 972-9-744-7705</p> <p><b>Italy - Milan</b> Tel: 39-0331-742611 Fax: 39-0331-466781</p> <p><b>Italy - Padova</b> Tel: 39-049-7625286</p> <p><b>Netherlands - Drunen</b> Tel: 31-416-690399 Fax: 31-416-690340</p> <p><b>Norway - Trondheim</b> Tel: 47-72884388</p> <p><b>Poland - Warsaw</b> Tel: 48-22-3325737</p> <p><b>Romania - Bucharest</b> Tel: 40-21-407-87-50</p> <p><b>Spain - Madrid</b> Tel: 34-91-708-08-90 Fax: 34-91-708-08-91</p> <p><b>Sweden - Gothenberg</b> Tel: 46-31-704-60-40</p> <p><b>Sweden - Stockholm</b> Tel: 46-8-5090-4654</p> <p><b>UK - Wokingham</b> Tel: 44-118-921-5800 Fax: 44-118-921-5820</p>