

MPT-04-6.30-01-L-V

MPT SERIES

(5.00 mm) .1969"

30 A DUAL BLADE HEADER

SPECIFICATIONS

For complete specifications see www.samtec.com?MPT

Insulator Material:

Black LCP

Terminal Material:

Copper Alloy

Plating:

Sn or Au over

50 μ" (1.27 μm) Ni

Operating Temp Range:

-55 °C to +105 °C with Tin;

-55 °C to +125 °C with Gold

Voltage Rating:

575 VAC/812 VDC

Standard Creepage:

(2.86 mm) .113"

Standard Clearance:

(2.71 mm) .106"

RoHS Compliant:

Yes

Lead-Free Solderable:

Yes

Board Mates:

MPS

Cable Mates:

MPSS

Dual leaf blade contacts

5.00 mm pitch

Polarized alignment feature

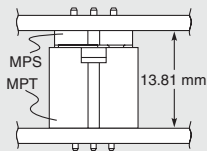
MPT-V/MPS-V	
POWER PINS	CURRENT RATING (PER CONTACT)
1	28.8 A
2	24.7 A
3	24.1 A
4	22.3 A
8	18.5 A
-T PLATING	

RECOGNITIONS

For complete scope of recognitions see www.samtec.com/quality



MATED HEIGHT



MPT	POWER PINS	LEAD STYLE	TAIL LENGTH	PLATING OPTION	V
	-02, -03, -04, -06, -08	-6.30 = (6.30 mm) 0.248"	-01 = Use with (1.60 mm) .062" Thick PCB -03 = Use with (2.36 mm) .093" Thick PCB	-L = 10 μ" (0.25 μm) Gold on contact, Matte Tin on tail -T = Matte Tin	

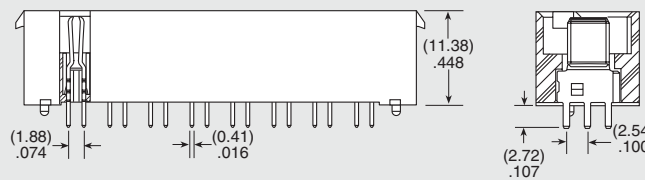
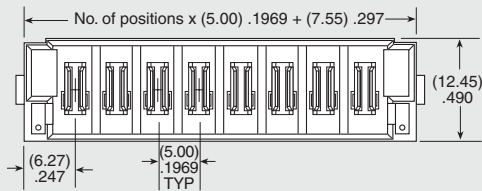
OTHER SOLUTIONS

- Power/Signal combination Headers (see MPTC Series)
- High Power Headers. (see PET Series)
- Right-angle (see MPT-RA Series)

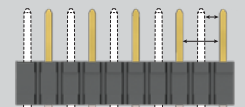
ALSO AVAILABLE (MOQ Required)

- Locking Clip (Manual placement required)

Note: Some sizes, styles and options are non-standard, non-returnable.



CREEPAGE AND CLEARANCE



Selectively loading contacts achieves customer specific creepage and clearance requirements. Contact asp@samtec.com

Due to technical progress, all designs, specifications and components are subject to change without notice.