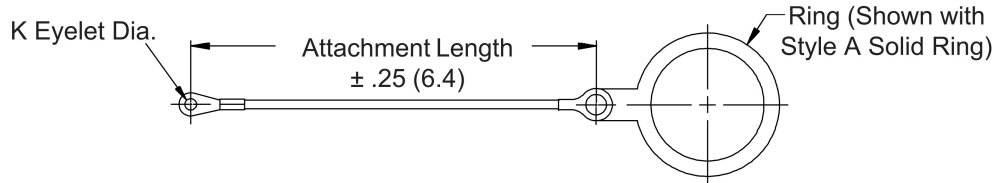


670-001 R 01 -104 -4.25

Basic Part No. \_\_\_\_\_ Attachment Length (inches) \_\_\_\_\_  
Attachment Type (Table III) \_\_\_\_\_ Ring or Eyelet Dash No. \_\_\_\_\_  
Ring or Eyelet Dash No. \_\_\_\_\_ (Tables IV, V, VI, VII)

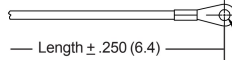


**TABLE III: ATTACHMENT**

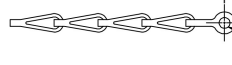
Sym	Attachment Type
D	Bead Chain, Cres., Passivate
F	Wire Rope, Nylon Jacket
G	Nylon Rope
H	Wire Rope, Teflon Jacket
R	Wire Rope, PVC Jacket
S	#8 Sash Chain, Cres., Passivate
T	Wire Rope, No Jacket
U	Wire Rope, Polyurethane Jacket with Terminal

**ROPE**

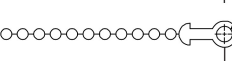
(Types F, G, H, R, T, U)



**SASH CHAIN**  
(Type S)



**BEAD CHAIN**  
(Type D)

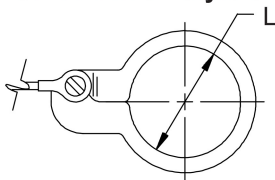


K Dia.  
(Table IV)

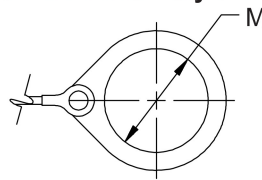
**TABLE IV: EYELET**

Dash No.	K DIA ±.010 (0.3)
01	.140 (3.6)
02	.182 (4.6)
03	.191 (4.9)
04	.197 (5.0)
05	.167 (4.2)
06	.125 (3.2)
07	.218 (5.5)
09	.156 (4.0)
00	No Eyelet

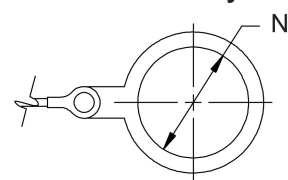
**SPLIT RING - Style C**



**SOLID RING - Style B**



**SOLID RING - Style A**



**TABLE V: SPLIT RING**

Dash No.	L Dia. ±.015 (0.4)	Dash No.	L Dia. ±.015 (0.4)
50	.425 (10.8)	74	1.625 (41.3)
52	.485 (12.3)	76	1.750 (44.5)
54	.640 (16.3)	78	1.875 (47.6)
56	.750 (19.1)	80	1.980 (50.3)
58	.890 (22.6)	82	2.060 (52.3)
60	1.015 (25.8)	84	2.235 (56.8)
62	1.095 (27.8)	86	2.310 (58.7)
64	1.130 (28.7)	88	2.475 (62.9)
66	1.250 (31.8)	90	2.655 (67.4)
68	1.350 (34.3)	92	2.810 (71.4)
70	1.390 (35.3)	94	3.045 (77.3)
72	1.485 (37.7)		

**TABLE VI: SOLID RING TYPE B**

Dash No.	M Dia. ±.015 (0.4)	Dash No.	M Dia. ±.015 (0.4)
08	.468 (11.9)	24	1.484 (37.7)
10	.593 (15.1)	25	1.577 (40.1)
11	.265 (6.73)	27	1.640 (41.7)
12	.718 (18.2)	28	1.687 (42.8)
13	.765 (19.4)	29	1.765 (44.8)
14	.844 (21.4)	30	1.890 (48.0)
15	.890 (22.6)	31	1.953 (49.6)
16	.968 (24.6)	32	1.968 (50.0)
17	1.015 (25.8)	33	2.077 (52.8)
18	1.093 (27.8)	35	2.140 (54.4)
19	1.140 (29.0)	36	2.187 (55.5)
20	1.203 (30.6)	40	2.406 (61.1)
21	1.265 (32.1)	44	2.656 (67.5)
22	1.343 (34.1)	48	3.031 (77.0)
23	1.453 (36.9)		

**TABLE VII: SOLID RING TYPE A**

Dash No.	N Dia. ±.015 (0.4)	Dash No.	N Dia. ±.015 (0.4)
095	.312 (7.9)	109	1.266 (32.2)
100	.391 (9.9)	209	1.312 (33.3)
101	.516 (13.1)	110	1.391 (35.3)
102	.583 (14.8)	210	1.438 (36.5)
103	.641 (16.3)	111	1.521 (38.6)
104	.708 (18.0)	211	1.536 (39.0)
105	.766 (19.5)	112	1.641 (41.7)
205	.788 (20.0)	113	1.766 (44.9)
106	.896 (22.2)	213	1.812 (46.0)
206	.907 (23.0)	114	1.891 (48.0)
107	1.016 (25.8)	214	1.938 (49.2)
207	1.025 (26.0)	115	2.078 (52.8)
108	1.141 (29.0)	116	2.406 (61.1)
308	1.188 (30.2)	117	2.510 (63.8)
208	1.203 (30.6)		

Metric dimensions (mm) are indicated in parentheses.