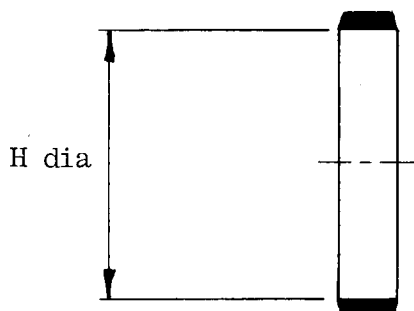
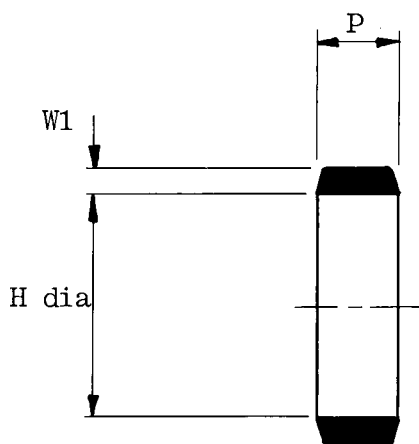


a. Part as supplied.

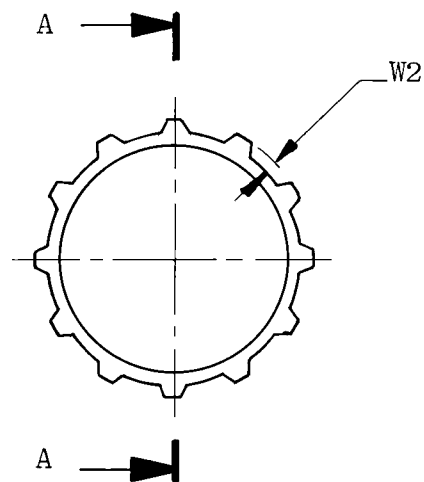
200W6XX



b. Part after unrestricted recovery.



Section A-A



Dimensions (in millimetres)

Part No.	H		P	W1	W2	SHELL SIZE
	min a	max b				
200W641	28	17,0	11 $\frac{+10\%}{b}$	3,0 $\frac{+20\%}{b}$	1,5 $\frac{+20\%}{b}$	8 - 10
200W652	40	25,0	11	3,0	1,5	12 - 18
200W662	50	36,0	11	3,0	1,5	20 - 24

Drawn B. Carter

Checked *WZ* Issue 1

Date November 1982

Conforms to ISO Recommendations
3rd Angle Projection
Not to scale

Approval

Design

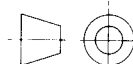
WZ

MKTG

WZ

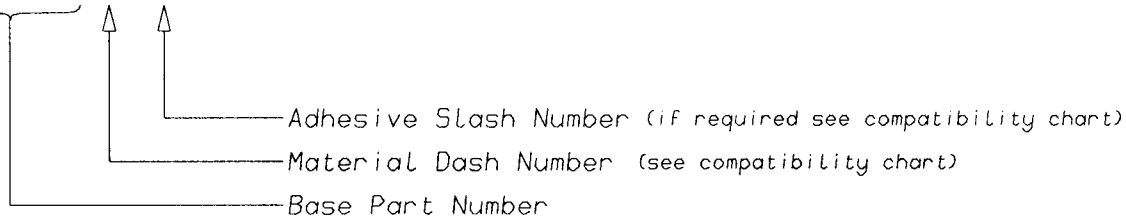
O.C.

WZ



Ordering Information

202W232-*/**-0



COMPATIBILITY CHART

MATERIAL DASH NUMBER	MATERIAL DESCRIPTION	COATING SLASH NUMBER
-3	POLYOLEFIN, SEMI-RIGID	/42,/86
-4	POLYOLEFIN, FLEXIBLE	/42,/86
-25	ELASTOMER, FLUID RESISTANT	/86,/225

AS SUPPLIED DIMENSIONS ARE FOR UNCOATED PARTS,
WHEN COATING IS ADDED, ENTRY DIAMETERS WILL REDUCE BY 1.5mm MAX.

POTTING PORTS ARE OPTIONAL
WHEN SPECIFIED BY SUFFIX "-00"
THEY WILL BE LOCATED AS SHOWN

Raychem
Electronics OEM Division Europe
Swindon, Wiltshire, England.
Telephone: (01793) 528171 Fax: 573923