

Product Status	Production
Applications	Commercial Grade
Feature	MultilayerMultilayer Non-Mag CoreNon-Magnetic Core (Dielectric Ceramic) High QHigh Q
Series   Type	MLG-Q
Brand	TDK
Environmental Compliance	<div><div>RoHS</div><div>REACH</div><div>Halogen Free</div><div>Lead Free</div></div>



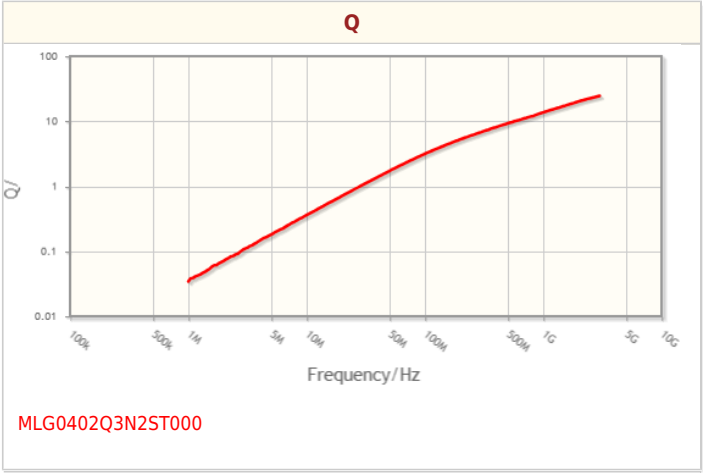
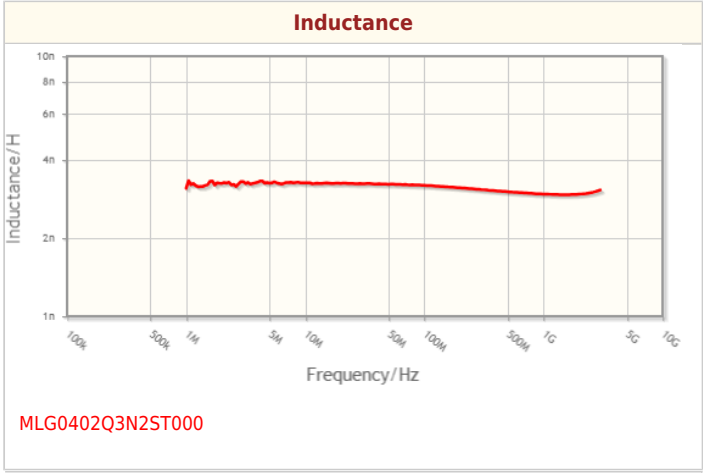
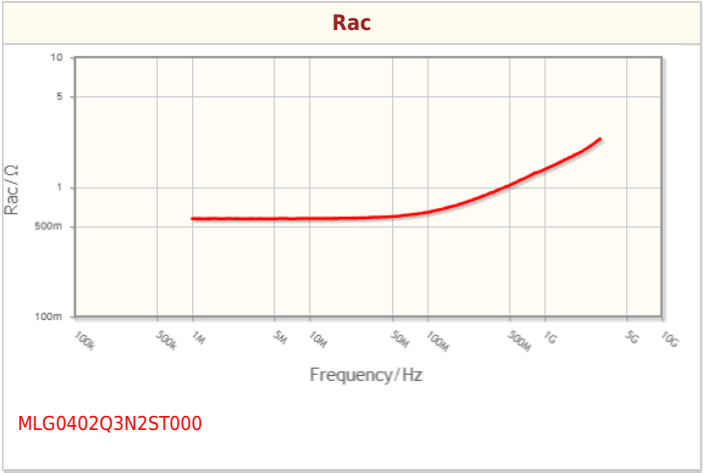
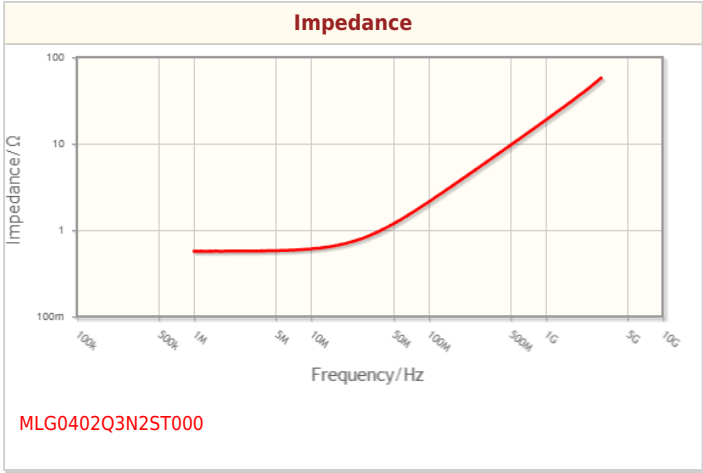
Size	
Length(L)	0.40mm ±0.02mm
Width(W)	0.20mm ±0.02mm
Thickness   Height	0.20mm ±0.02mm
Recommended Land Pattern (A)	0.15mm to 0.20mm
Recommended Land Pattern (B)	0.20mm Nom.
Recommended Land Pattern (C)	0.18mm to 0.20mm

Electrical Characteristics	
Inductance	3.2nH ±0.3nH at 100MHz
Rated Current	200mA
DC Resistance [Typ.]	660mΩ
DC Resistance [Max.]	1Ω
Self Resonant Frequency [Min.]	7GHz
Self Resonant Frequency [Typ.]	9.4GHz
Q [Min.]	2 at 100MHz
Q [Typ.]	3 at 100MHz

Other	
Operating Temp. Range	-55 to 125°C
Soldering Method	Reflow
AEC-Q200	NO
Packing	Punched (Paper)Taping [180mm Reel, Tape width 8mm]
Package Quantity	20000pcs
Weight	0.00007g

! Images are for reference only and show exemplary products.  
! This PDF document was created based on the data listed on the TDK Corporation website.  
! All specifications are subject to change without notice.

Characteristic Graphs(This is reference data, and does not guarantee the products characteristics.)



# Associated Images

