

# 915 MHz Ceramic Chip Antenna Evaluation Board



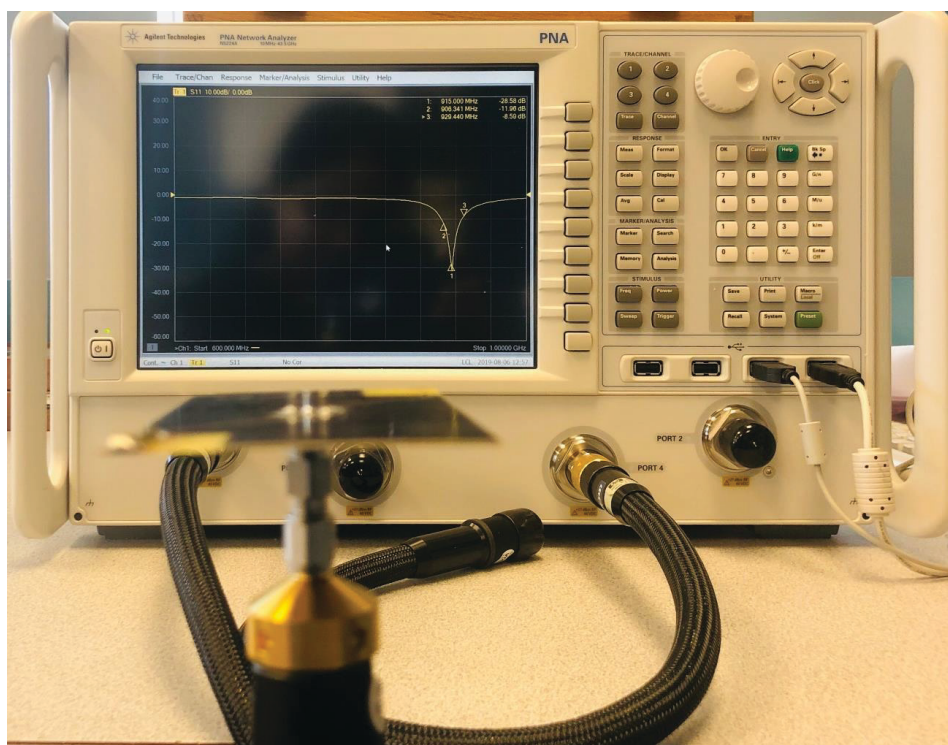
ACAG1204-915-EVB

90.0 x 50.0 mm

## Description

ACAG1204-915-EVB Evaluation boards are designed to provide a means to facilitate engineering evaluation of the chip antenna : ACAG1204-915-T working at 915 MHz. With a typical bandwidth of 15 MHz, the chip can be used for LPWA applications.

To evaluate the performance of antenna, calibrate the Vector Network analyzer (VNA) for the testing frequency band and connect the evaluation board to the calibrated port using the given SMA connector on the board.



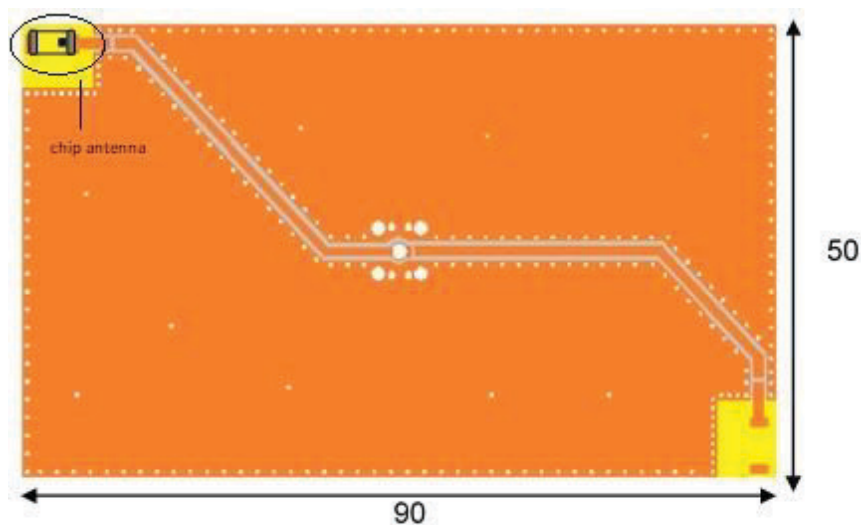
# 915 MHz Ceramic Chip Antenna Evaluation Board



ACAG1204-915-EVB

90.0 x 50.0 mm

## Evaluation Board with Chip Antenna Layout



Evaluation Board dimension : 90 x 50 mm

**Unit: mm**

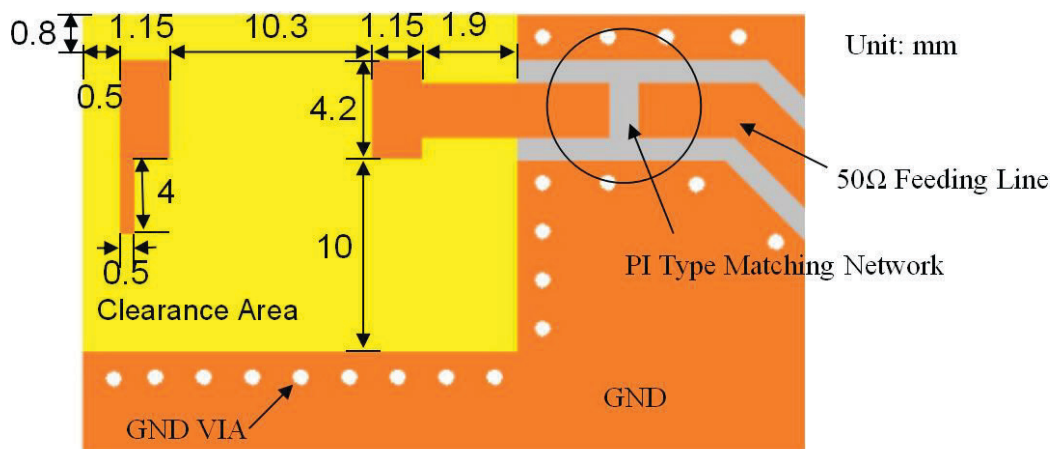
# 915 MHz Ceramic Chip Antenna Evaluation Board



ACAG1204-915-EVB

90.0 x 50.0 mm

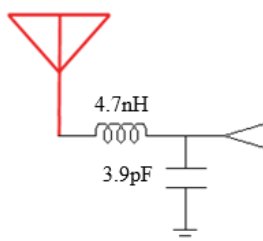
## Chip Antenna Layout



Unit: mm

## Matching Network on EVB:

Antenna matching network is designed using a combination of capacitor (3.9 pF) and inductor (4.7 nH) near the input terminal as shown in the above figure.



## Note :

1. Yellow highlighted space represents the ground clearance area around the chip antenna.
2. Desired clearance area : 15.3 x 15.0 mm
3. Width of the 50 Ω line is designed in accordance with the PCB thickness and material considered.
4. Matching network (Pi - network) provided is in accordance with the EVB layout and matching will differ in the actual customer PCB depending on the layout.

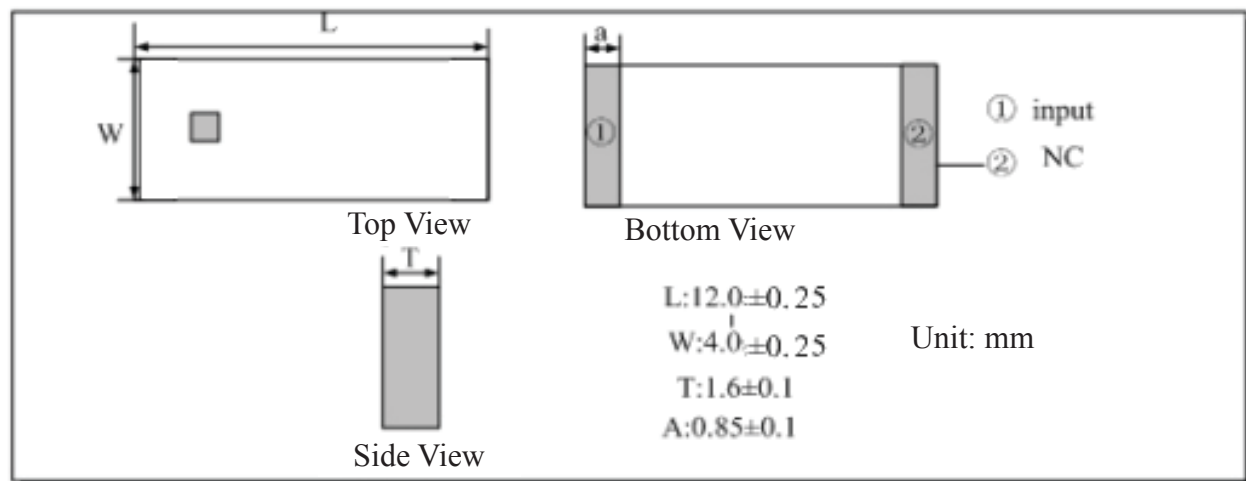
# 915 MHz Ceramic Chip Antenna Evaluation Board



ACAG1204-915-EVB

90.0 x 50.0 mm

## Chip Antenna Dimension



Unit: mm

**ATTENTION:** Abracon LLC's products are COTS – Commercial-Off-The-Shelf products; suitable for Commercial, Industrial and, where designated, Automotive Applications. Abracon's products are not specifically designed for Military, Aviation, Aerospace, Life-dependent Medical applications or any application requiring high reliability where component failure could result in loss of life and/or property. For applications requiring high reliability and/or presenting an extreme operating environment, written consent and authorization from Abracon LLC is required. Please contact Abracon LLC for more information.



5101 Hidden Creek Ln Spicewood TX 78669  
Phone: 512-371-6159 | Fax: 512-351-8858  
For terms and conditions of sales, please visit:  
[www.abracon.com](http://www.abracon.com)

REVISED: 08-20-19

ABRACON IS  
ISO9001-2015  
CERTIFIED