



RAFIX 30 FS<sup>+</sup>, illuminated pushbutton ring lighting, round collar, momentary contact function, frontring stainless steel, Color transparent, bezel stainless steel



Description

Pushbutton with stainless steel insert and ring illumination. Using short-stroke adapter in the pushbutton together with short-stroke pushbutton "MICON 5" as contact element, several light functions can be displayed and indicated by LEDs via the minimal installation space on the PCB.



technical data

> general		direct links
Disassembly possible	no	> RAFI eCatalog
Scope of delivery	Adapter and threaded ring	
Bezel color	stainless steel	
Front ring color	stainless steel	
Ring lighting color	transparent	
Collar shape	round	
Operating temperature, min.	-25 °C	
Operating temperature, max.	70 °C	
Storage temperature, min.	-40 °C	
Storage temperature, max.	80 °C	
illuminated	Yes	
Packaging	Box	
Packaging unit	10 pcs.	
Net weight	13.4 g	
Operating life	1,000,000 cycles	
B10	1,300,000 cycles	
Degree of protection, front side, according to DIN EN 60529	IP65	
Environment resistance	IEC 60068-2-14	
	IEC 60068-2-30	
	IEC 60068-2-33	
	IEC 60068-2-78	
Salt-spray resistance according to standard	IEC 60068-2-11	
Impact resistance IK	08 frontal	
Minimum order quantity (MOQ)	10 pcs.	
RoHS compliant	Yes	
REACH compliant	Yes	
Country of origin	HU	
> mounting diameters		

Outside dimension, length	34.5 mm
Outside dimension, width	34.5 mm
Outside dimension, height	18.5 mm
Mounting hole	30.3 mm
Mounting depth	15.7 mm
Installation height	3.6 mm
Grid, min.	35 x 35 mm
Collar dimension	ø 34,5 mm

**> mechanical data**

Fixing	Threaded ring
Actuation function	momentary contact function
Operating force, max.	100 N
Operating travel, max.	4 mm
Threaded ring torque, max.	1.2 Nm

**> Specifications according to UL 60947**

UL Enclosure Type Rating front	type 1
side	type 4X indoor

**Use according to UL:**

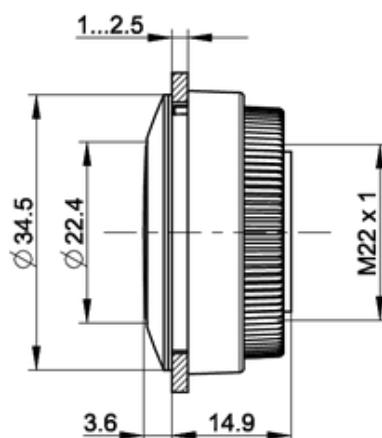
---

RAFIX control devices are defined at RAFI as modular elements, consisting of an actuating element, if necessary a coupling and an individual contact or lighting unit.

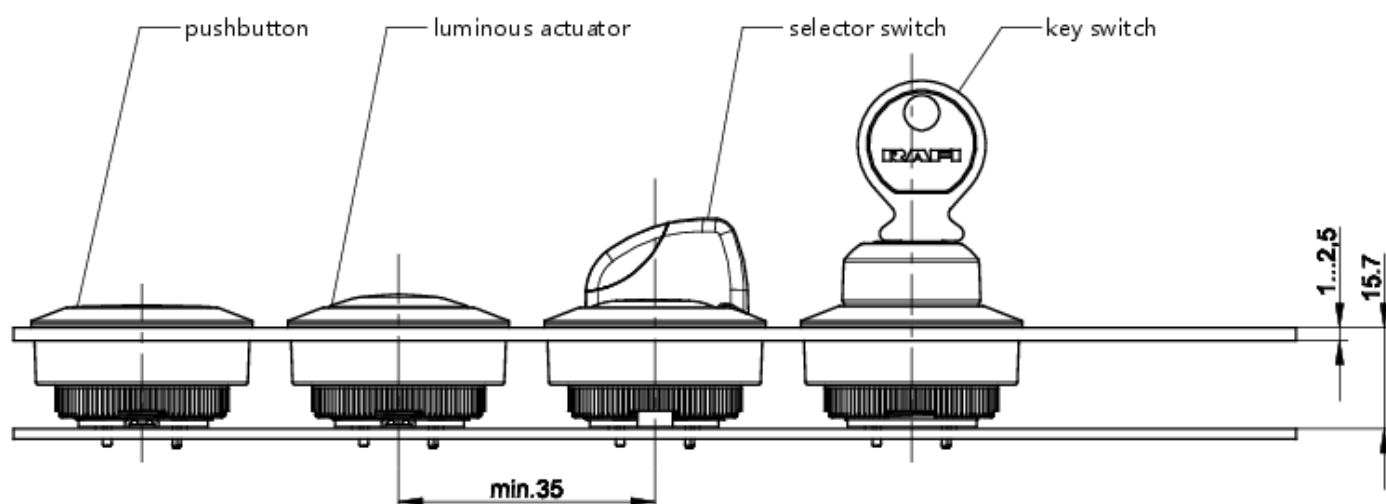
Actuating elements (such as pushbuttons, emergency stop actuators, etc.) have the intended tactility, reset and function only when assembled with the appropriate switching elements.

## drawings

### Dimensioned drawing



### System drawing



**Mounting hole drawing**