

Notes

Note	Additional settings and inversion of the output signals can be configured using the WAGO Interface Configuration Software.
------	--

Technical data

Configuration

Configuration options	DIP switch WAGO Interface Configuration Software
-----------------------	---

Input

Input signal type	TC sensors
-------------------	------------

Input (TC sensors)

Sensor types (TC)	Type J Type K
Temperature measurement range (TC)	-210 ... 1200 °C (Type J) -200 ... 1350 °C (Type K)
Measurement span (TC) min.	100 K
Cold junction compensation	ON/OFF (default: ON)
Cold junction error	3 K (typ. 2 K)

Output (analog)

Output signal type	Current Voltage
Output signal (voltage)	0 ... 5 V 1 ... 5 V 0 ... 10 V 2 ... 10 V
Output signal (current)	0 ... 10 mA 2 ... 10 mA 0 ... 20 mA 4 ... 20 mA
Load impedance (voltage output)	≥ 2 kΩ
Load impedance (current output)	≤ 600 Ω

Signal Processing

Step response (typ.)	60 ms (cold junction compensation off) 120 ms (cold junction compensation on)
----------------------	--

Measurement Error

Transmission error (typ.)	≤ 0.1% at max. measurement span (type J, K)
Transmission error for the set measurement range	≤ (150 K/set measurement range [K]) %
Temperature coefficient	≤ 0.04 %/K

Power Supply

Power supply type	24 VDC
Nominal supply voltage U_S	24 VDC
Supply voltage range	±30 %
Current consumption at nominal supply voltage	≤ 40 mA

Safety and protection

Protection type	IP20
-----------------	------

Test voltage

Test voltage (input/output/supply)	2.5 kVAC; 50 Hz; 1 min
------------------------------------	------------------------

Connection Data

Connection technology	Push-in CAGE CLAMP®
Solid conductor	0.08 ... 2.5 mm ² / 28 ... 14 AWG
Fine-stranded conductor	0.34 ... 2.5 mm ² / 22 ... 14 AWG
Strip length	9 ... 10 mm / 0.35 ... 0.39 inches

Physical data

Width	6 mm / 0.236 inches
Height	94 mm / 3.701 inches
Depth from upper-edge of DIN-rail	97.8 mm / 3.85 inches

Mechanical data

Mounting type	DIN-35 rail
---------------	-------------

Material data

Color	light gray
Insulation material (main housing)	Polyamide (PA66)
Flammability class per UL94	V0
Fire load	0.488 MJ
Weight	36 g

Environmental requirements

Ambient temperature (operation)	-25 ... +70 °C
Ambient temperature (storage)	-40 ... +85 °C
Relative humidity	5 ... 95 % (no condensation permissible)
Operating altitude (max.)	2000 m

Standards and Specifications

Conformity marking	CE
EMC immunity to interference	EN 61000-6-2
EMC emission of interference	EN 61000-6-4
Standards/specifications	DNV

Commercial data

Product Group	6 (INTERFACE ELECTRONIC)
PU (SPU)	1 pcs
Packaging type	Bag
Country of origin	DE
GTIN	4045454502751
Customs tariff number	85437090300

Product Classification

UNSPSC	41112209
eCl@ss 10.0	27-21-01-29
eCl@ss 9.0	27-20-02-06
ETIM 9.0	EC002919
ETIM 10.0	EC002919
ECCN	NO US CLASSIFICATION

Environmental Product Compliance

CAS-No.	1303-86-2 1317-36-8 7439-92-1 75980-60-8 79-94-7
REACH Candidate List Substance	2,2',6,6'-tetrabromo-4,4'-isopropylidenediphenol Diboron trioxide Lead Lead monoxide Phosphine oxide, diphenyl(2,4,6-trimethylbenzoyl)-
RoHS Compliance Status	Compliant,With Exemption
RoHS Exemption	6(c) 7(a) 7(c)-I 7(c)-II
SCIP notification number (Austria)	39d60789-37a2-4a66-a06f-7c7f8a10d8cc
SCIP notification number (Belgium)	839765f2-15bb-40bd-b39c-8a73199934de
SCIP notification number (Bulgaria)	1cde91b8-5091-408d-9093-f1d3008820c6
SCIP notification number (Czech Republic)	4d65e327-26db-44fc-93c9-6946bd1b15fb
SCIP notification number (Denmark)	661a195a-7a2b-4aef-80eb-6e99479e1e20
SCIP notification number (Finland)	b053dd87-750c-413a-8616-fc696f129101
SCIP notification number (France)	f94ba55d-8b7b-4d76-9739-3324614e69e4
SCIP notification number (Germany)	14efcac0-8b3d-4124-8001-b3362fc49162
SCIP notification number (Hungary)	0a14abcc-c9cb-4f3c-8927-c68a11ef1679
SCIP notification number (Italy)	2f3a6dab-0c74-4463-98c9-b502e68634c5
SCIP notification number (Netherlands)	285ec729-31c3-4eec-9db3-11d1ee0192b0
SCIP notification number (Poland)	13f7b5dc-ea69-4da8-b142-e157d6158392
SCIP notification number (Romania)	7267164b-dd29-4c11-a609-6329ebd49ec0
SCIP notification number (Sweden)	96f6098d-e2d4-40c2-95b8-4a0614b313a4

Approvals / Certificates

General approvals **Declarations of conformity and manufacturer's declarations**



Approval	Standard	Certificate Name
EAC GZO Almaty Standart	TP TC 020/2011	EAC CoC 03081

Approval	Standard	Certificate Name
EU-Declaration of Conformity WAGO GmbH & Co. KG	-	-

Approvals for marine applications



Approval	Standard	Certificate Name
BV Bureau Veritas S.A.	Rules for class. of Steel Ships	40179_CO
DNV DNV Germany GmbH	DNV-CG-0339,Aug.2021	TAA00001D1

Approvals for hazardous areas



Approval	Standard	Certificate Name
CCC CNEX	CNCA-C23-01	2020312310000210 (Ex ec IIC T4 Gc)
IECEX TUEV Nord Cert GmbH	-	IECEX TUN14.0030X
UKEx WAGO GmbH & Co. KG	EN 60079-0	WAGO22UKEX004X
UL Underwriters Laboratories Inc. (HAZARDOUS LOCATIONS)	ANSI/ISA 12.12.01	E198726

Downloads

Environmental Product Compliance

Compliance Search	
Environmental Product Compliance 857-811	↓

Documentation

Bid Text			
857-811	19.02.2019	xml 6.22 KB	↓
857-811	20.02.2019	docx 17.43 KB	↓

Instruction Leaflet			
CCC Ex (Additional information)	26.04.2023	pdf 140.99 KB	↓
Messumformer und Trennverstärker		pdf 2348.53 KB	↓

CAD/CAE-Data

CAD data	
2D/3D Models 857-811	↓

CAE data	
EPLAN Data Portal 857-811	↓
WSCAD Universe 857-811	↓
ZUKEN Portal 857-811	↓

1 Compatible Products

1.1 Optional Accessories

1.1.1 Cables and connectors

1.1.1.1 Communication cable



Item No.: 750-923/000-001
Configuration cable; USB connector; Length: 5 m

1.1.2 Communication

1.1.2.1 Communication cable



Item No.: 750-923
Configuration cable; USB connector; Length: 2.5 m

1.1.3 Installation

1.1.3.1 Mounting accessories



Item No.: 249-117

Screwless end stop; 10 mm wide; for DIN-rail 35 x 15 and 35 x 7.5; gray



Item No.: 249-197

Screwless end stop; 14 mm wide; for DIN-rail 35 x 15 and 35 x 7.5; gray



Item No.: 249-116

Screwless end stop; 6 mm wide; for DIN-rail 35 x 15 and 35 x 7.5; gray

1.1.4 Interface module

1.1.4.1 Interface adapters



Item No.: 857-980

Interface adapter; 16-pole; analog

1.1.5 Jumper

1.1.5.1 Jumper



Item No.: 281-482

Jumper; 2-way; insulated; gray



Item No.: 859-410/000-006

Jumper; for jumper slot; 10-way; insulated; blue



Item No.: 859-410

Jumper; for jumper slot; 10-way; insulated; light gray



Item No.: 859-410/000-005

Jumper; for jumper slot; 10-way; insulated; red



Item No.: 859-410/000-029

Jumper; for jumper slot; 10-way; insulated; yellow



Item No.: 859-402/000-006

Jumper; for jumper slot; 2-way; insulated; blue



Item No.: 859-402

Jumper; for jumper slot; 2-way; insulated; light gray



Item No.: 859-402/000-005

Jumper; for jumper slot; 2-way; insulated; red



Item No.: 859-402/000-029

Jumper; for jumper slot; 2-way; insulated; yellow



Item No.: 859-403/000-006

Jumper; for jumper slot; 3-way; insulated; blue



Item No.: 859-403

Jumper; for jumper slot; 3-way; insulated; light gray



Item No.: 859-403/000-005

Jumper; for jumper slot; 3-way; insulated; red



Item No.: 859-403/000-029

Jumper; for jumper slot; 3-way; insulated; yellow



Item No.: 859-404/000-006

Jumper; for jumper slot; 4-way; insulated; blue



Item No.: 859-404

Jumper; for jumper slot; 4-way; insulated; light gray



Item No.: 859-404/000-005

Jumper; for jumper slot; 4-way; insulated; red



Item No.: 859-404/000-029

Jumper; for jumper slot; 4-way; insulated; yellow



Item No.: 859-405/000-006

Jumper; for jumper slot; 5-way; insulated; blue



Item No.: 859-405

Jumper; for jumper slot; 5-way; insulated; light gray



Item No.: 859-405/000-005

Jumper; for jumper slot; 5-way; insulated; red



Item No.: 859-405/000-029

Jumper; for jumper slot; 5-way; insulated; yellow



Item No.: 859-406/000-006

Jumper; for jumper slot; 6-way; insulated; blue



Item No.: 859-406

Jumper; for jumper slot; 6-way; insulated; light gray



Item No.: 859-406/000-005

Jumper; for jumper slot; 6-way; insulated; red



Item No.: 859-406/000-029

Jumper; for jumper slot; 6-way; insulated; yellow



Item No.: 859-407/000-006

Jumper; for jumper slot; 7-way; insulated; blue



Item No.: 859-407

Jumper; for jumper slot; 7-way; insulated; light gray



Item No.: 859-407/000-005

Jumper; for jumper slot; 7-way; insulated; red



Item No.: 859-407/000-029

Jumper; for jumper slot; 7-way; insulated; yellow



Item No.: 859-408/000-006

Jumper; for jumper slot; 8-way; insulated; blue



Item No.: 859-408

Jumper; for jumper slot; 8-way; insulated; light gray



Item No.: 859-408/000-005

Jumper; for jumper slot; 8-way; insulated; red

1.1.5.1 Jumper



Item No.: 859-408/000-029

Jumper; for jumper slot; 8-way; insulated; yellow

Item No.: 859-409/000-006

Jumper; for jumper slot; 9-way; insulated; blue

Item No.: 859-409

Jumper; for jumper slot; 9-way; insulated; light gray

Item No.: 859-409/000-005

Jumper; for jumper slot; 9-way; insulated; red



Item No.: 859-409/000-029

Jumper; for jumper slot; 9-way; insulated; yellow

1.1.6 Marking

1.1.6.1 Marker



Item No.: 793-5501

WMB marking card; as card; for terminal block width 5 - 17.5 mm; stretchable 5 - 5.2 mm; plain; snap-on type; white

Item No.: 793-502

WMB marking card; as card; MARKED; 1 ... 10 (10x); not stretchable; Horizontal marking; snap-on type; white

Item No.: 793-566

WMB marking card; as card; MARKED; 1 ... 50 (2x); not stretchable; Horizontal marking; snap-on type; white

Item No.: 793-503

WMB marking card; as card; MARKED; 11 ... 20 (10x); not stretchable; Horizontal marking; snap-on type; white



Item No.: 793-504

WMB marking card; as card; MARKED; 21 ... 30 (10x); not stretchable; Horizontal marking; snap-on type; white

Item No.: 793-505

WMB marking card; as card; MARKED; 31 ... 40 (10x); not stretchable; Horizontal marking; snap-on type; white

Item No.: 793-506

WMB marking card; as card; MARKED; 41 ... 50 (10x); not stretchable; Horizontal marking; snap-on type; white

Item No.: 793-501

WMB marking card; as card; not stretchable; plain; snap-on type; white



Item No.: 2009-115

WMB-Inline; for Smart Printer; 1500 pieces on roll; stretchable 5 - 5.2 mm; plain; snap-on type; white

1.1.6.2 Marking strip



Item No.: 2009-110

Marking strips; for Smart Printer; on reel; not stretchable; plain; snap-on type; white

1.1.7 Power supply

1.1.7.1 Power Supply



Item No.: 787-2852

Switched-mode power supply; 1-phase; 24 VDC output voltage; 1 A output current

1.1.8 Terminal blocks

1.1.8.1 Supply and through module



Item No.: 857-979

Supply and through module

1.1.9 Tool

1.1.9.1 Operating tool




Item No.: 210-720


Operating tool; Blade: 3.5 x 0.5 mm; with a partially insulated shaft; multicoloured

Installation Notes

Configuring




Configuration via DIP switch



Configuration via WAGO Interface Configuration Software

Commoning



Commoning, not discrete wiring – Same out-line allows use of a single in-line, push-in jumper.