


Test Accessories Touch-Protected

Test & Measureline | Test & Measurement



STÄUBLI ELECTRICAL CONNECTORS


Long-term solutions – Expert connections



Stäubli Electrical Connectors is a leading international manufacturer of high-quality electrical connector systems. We are part of the Stäubli Group which offers mechanics solutions for electrical connectors, liquid and gas couplings, robots and textile machinery.

Stäubli develops, produces, sells and maintains products for markets with high productivity standards. As recognized specialists, our focus is always on solutions and customers. Many new developments got their start here and have begun to make their way around the world.

Businesses and customers count on our commitment and our active support when dealing with unusual problems. With us, you are entering into a long-term partnership built on reliability, dynamism, and exceptional quality in both products and services.



Applications and advantages



This catalog presents our wide range of touch-protected testing accessories in accordance with IEC/EN 61010-031. Alongside accessories for service tech-

nicians in repair workshops, etc. (CAT II), this catalog also includes testing accessories for electricians and power company employees (CAT III and CAT IV) as well

as secure connection sockets for testing and measurement equipment in accordance with IEC/EN 61010.

Contents

Page 6	General Information Portfolio overhaul Our Special-Area Catalogs Measurement Categories	Page 99	Ø 6 mm system <ul style="list-style-type: none"> ▪ Ø 6 mm Test Accessories ▪ Ø 6 mm Test Leads ▪ Ø 6 mm Panel Receptacles
Page 9	Ø 2 mm system <ul style="list-style-type: none"> ▪ Ø 2 mm Test Leads ▪ Ø 2 mm Plugs and Sockets ▪ Ø 2 mm Test Probes and Test Clips, Test Clip Leads ▪ Ø 2 mm Connecting Plug ▪ Ø 2 mm / BNC Adapter Lead 	Page 103	Assembly Material and Accessories <ul style="list-style-type: none"> ▪ Hexagonal Nuts ▪ Round Nuts ▪ Washers ▪ Spring Washers ▪ Protective Caps ▪ Safety Hood ▪ Spacer Sleeves ▪ Flat Connecting Receptacles ▪ Tube Spanners ▪ Hexagonal Wrenches ▪ Press-in Tools ▪ Insulation Stripping Pincers ▪ Crimping Pliers ▪ High breaking capacity fuse ▪ Test Lead Holders
Page 71	Ø 4 mm system <ul style="list-style-type: none"> ▪ Ø 4 mm Test Leads ▪ Ø 4 mm Test Leads with Test Probes ▪ Ø 4 mm Plugs and Sockets ▪ Ø 4 mm Binding Posts ▪ Ø 4 mm Test Probes ▪ Ø 4 mm Test Clips ▪ Ø 4 mm Connecting Plugs and Sockets ▪ Ø 4 mm Adapters ▪ Ø 4 mm Adapters Component Holders ▪ Ø 4 mm / BNC Adapters ▪ Ø 4 mm / BNC Leads ▪ Ø 4 mm Kelvin Test Leads ▪ Special Test Accessories for Use with Insulation Testing Instruments up to 5 kV 	Page 113	Appendix <ul style="list-style-type: none"> ▪ Product range consolidation/Alternative article ▪ Index

UNLIMITED POSSIBILITIES FOR CONTACT SOLUTIONS

MULTILAM Technology




MULTILAM are specially formed and resilient contact elements. All Stäubli Electrical Connectors products benefit from the unique and outstanding performance of the **MULTILAM Technology**.

Thanks to their constant spring pressure, MULTILAM louvers ensure continuous contact with the contact surface, resulting in a constantly low contact resistance.

MULTILAM Technology allows to find solutions for connectors within the severest constraints and in certain products for up to 1 million mating cycles.

This makes the MULTILAM Technology the best choice for applications with demanding requirements:

- Reliable and longlife operation due to constantly high performance
- Safe operation under highest environmental demands on temperature, vibration and shock
- Suitable for data and signal contacts as well as high-current connectors
- Automated solutions with a high number of mating cycles



General Information

Length and color code

For items that are available in more than one color or lead length, write the desired lengths and color codes after the order number instead of the spaces and * used in the catalog.

20	green-yellow	26	violet
21	black	27	brown
22	red	28	grey
23	blue	29	white
24	yellow	33	transparent
25	green		

Lead length

The lead length of all standard leads in this catalog refers to the visible length of the cable.

Standard items/special items

The length and color combinations listed in the catalog are available as standard items. Other length and/or color combinations that are not listed in the catalog are available on request. We are happy to provide you with more information regarding the price, delivery times and, where applicable, minimum order quantities for our special items on request.

Changes/provisos

All data, illustrations, and drawings in the catalog have been carefully checked. They are in accordance with our experience to date, but no responsibility can be accepted for errors. We also reserve the right to make modifications for design and safety reasons. When designing equipment incorporating our components, it is therefore advisable not to rely solely on the data in the catalog but to consult us to make sure this information is up to date. We shall be pleased to advise you.

Copyright

The use of this catalog for any other purpose, in whatever form, without our prior written consent is not permitted.

RoHS ready

Directive 2011/65/EC on the restriction of the use of certain hazardous substances in electrical and electronic equipment.

Surfaces

Au	Gold-plated
Ni	Nickel-plated
Ag	Silver-plated
Sn	Tin-plated
PVC	PVC
SIL	Silicone
TPE	TPE

Symbols



Accessories or special tools exist for this product.



Before use, please read the enclosed rating sheet RZ000.



The assembly instruction MA000 is available for this product.

Portfolio overhaul

Stäubli has to carry out an overhaul of its portfolio. If you cannot find the items you are looking for in this catalog, please refer to pages


113 – 117 where you will find a comprehensive list of all items affected by this overhaul. Wherever possible, an alternative is listed next to the affected item.

In case of any questions please contact our field sales team.

Our Special-area Catalogs

To provide the various target groups with an overview of the accessories adapted to their specific needs, we have divided the range

into a number of specialized catalogs in line with the measurement categories of IEC/EN 61010-031.



Measurement Categories according to IEC/EN 61010-031:2008

To facilitate the assignment of test accessories to the appropriate applications, standard IEC/EN 61010-031 has established a number of categories which define where they can be used in the power supply network and to lay down appropriate requirements for each category.

Formerly (until 2002), the measurement categories now defined in standard IEC/EN 61010-031 were designated as overvoltage categories. This term origi-

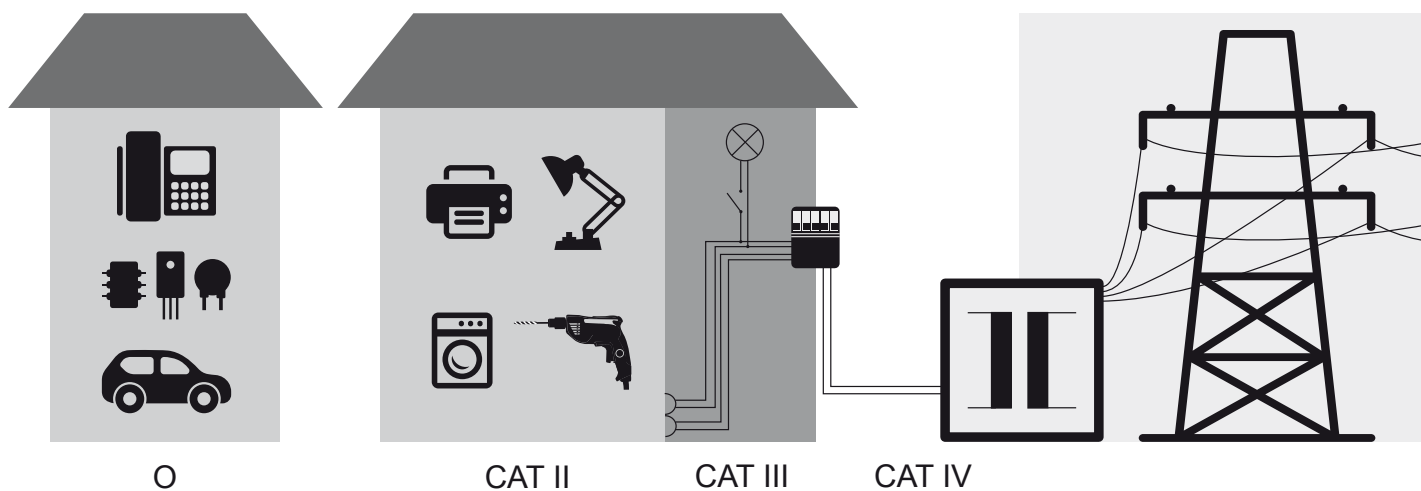
nated from the fact that the classification was based primarily upon the overvoltages (surges) that were likely to occur in the power grid.

Actually the measurement categories differ not so much in the level of the expected transient values as with regard to the available energy in each test category in the event of a short circuit.

In a higher measurement category more energy can be released than in a lower one,

with results that may even have an explosive-like character with very serious consequences for the user.

In standard EN 61010-031 there are four different test categories, abbreviated "CAT". The category CAT followed by a number from I to IV is stated in our catalogs with the rated voltage, and also marked on the products. As a general rule, the higher the CAT rating, the higher the safety requirement that applies to the product.



O Other circuits that are not directly connected to mains.

CAT II applies to measurements on equipment that is connected to the grid or supplied from the grid without constituting a part of the grid installation.

CAT III applies to measurements inside the house or building installation.

CAT IV applies to measurements at the supply source of the installation (input side).

Ø 2 MM SYSTEM

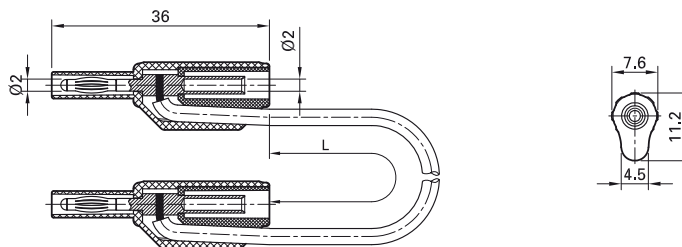
Ø 2 mm Test Leads

Test Lead SLK205-K...

Highly flexible, with insulation in PVC or silicone with assembled stackable Ø 2 mm

MULTILAM plugs with rigid insulating sleeve on both ends.

SLK205-K...

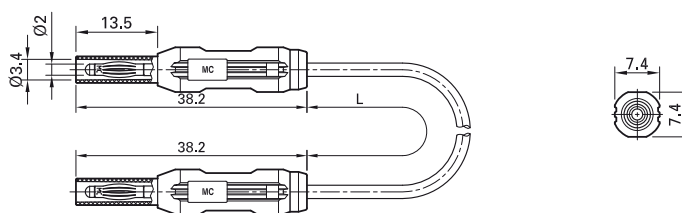


Order No.	Type	Rated voltage/current	Lead		Lead lengths L [cm] ¹⁾	*Colors ¹⁾
65.9179-□*	SLK205-K	600 V, CAT II / 10 A	PVC 0,5 mm ²	Au CE c UL US	030 060 100	21 22 23
65.9180-□*	SLK205-K/SIL	600 V, CAT II / 10 A	SIL 0,5 mm ²	Au CE c UL US	100	21 22 23

Test Lead SLK205-LA

Highly flexible, with insulation in PVC with assembled in-line Ø 2 mm MULTILAM plugs with rigid insulating sleeve on both ends.

SLK205-LA



Order No.	Type	Rated voltage/current	Lead		Lead lengths L [cm] ¹⁾	*Colors ¹⁾
65.3307-□*	SLK205-LA	600 V, CAT II / 10 A	PVC 0,5 mm ²	Au CE	100	21 22 23

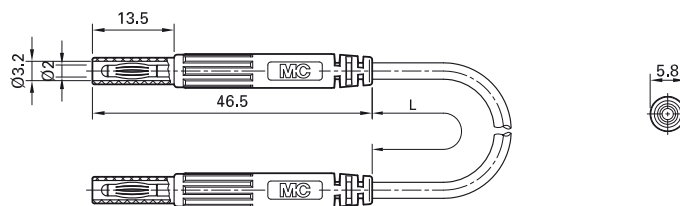
¹⁾ Other color and/or length combinations available on request.

Test Lead SLK205-L...

Highly flexible, with insulation in PVC or silicone with molded in-line Ø 2 mm MULTILAM

plugs with rigid insulating sleeve on both ends.

SLK205-L...



Order No.	Type	Rated voltage/current	Lead		Lead lengths L [cm] ¹⁾	*Colors ¹⁾
65.9173-□*	SLK205-L	600 V, CAT III / 10 A	PVC 0,5 mm ²	Au CE c UL US	100	21 22
65.9174-□*	SLK205-L/SIL	600 V, CAT III / 10 A	SIL 0,5 mm ²	Au CE c UL US	100	21 22

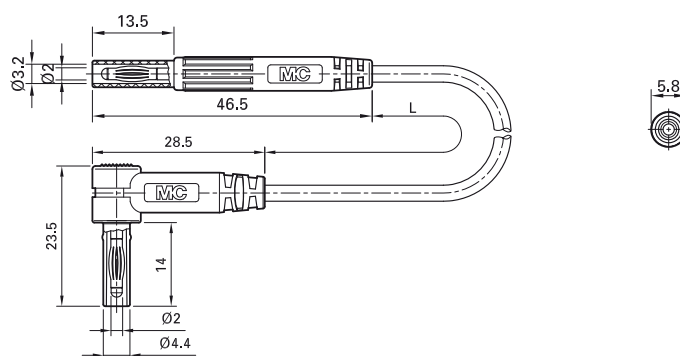
Test Lead SLK205-W/L...

Highly flexible, with insulation in PVC or silicone. One end with molded in-line Ø 2 mm

MULTILAM plug with rigid insulating sleeve. The other end with molded right-angled

Ø 2 mm MULTILAM plug with rigid insulating sleeve.

SLK205-W/L...



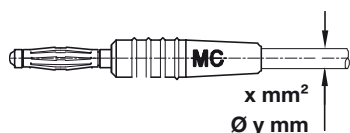
Order No.	Type	Rated voltage/current	Lead		Lead lengths L [cm] ¹⁾	*Colors ¹⁾
65.9577-□*	SLK205-W/L	600 V, CAT III / 10 A	PVC 0,5 mm ²	Au CE	100	21 22
65.9578-□*	SLK205-W/L/SIL	600 V, CAT III / 10 A	SIL 0,5 mm ²	Au CE	100	21 22

¹⁾ Other color and/or length combinations available on request.

Ø 2 mm Plugs and Sockets

This section contains plugs and sockets for self-assembled test leads. The information about each item includes details regarding connectable conductor

cross-sections and diameters, as well as regarding the available assembly instructions.



In the production of our test leads we use only high-quality multi-stranded cables of our own production. If you are interested

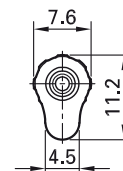
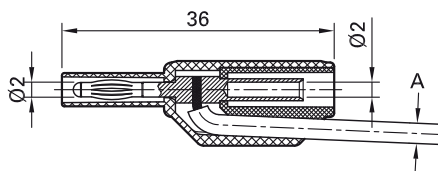
in our full range of stranded cables, please order the main catalog "Cables and Multistrand Wires".

Plug SL205-K

Stackable, Ø 2 mm, with spring-loaded MULTILAM, for self-assembly of test leads.

With rigid insulating sleeve. **Solder connection.**

SL205-K



Order No.	Type	Rated voltage/current	Cable (A)		*Colors ¹⁾									
65.9182-*	SL205-K	600 V, CAT II / 10 A	<table border="1"> <tr> <td>PVC</td> <td>Ø 2,3 mm</td> <td rowspan="2">0,5 mm²</td> </tr> <tr> <td>SIL</td> <td>Ø 2,7 mm</td> </tr> </table>	PVC	Ø 2,3 mm	0,5 mm ²	SIL	Ø 2,7 mm	Au	<table border="1"> <tr> <td>21</td> <td>22</td> <td>23</td> <td>24</td> </tr> </table>	21	22	23	24
PVC	Ø 2,3 mm	0,5 mm ²												
SIL	Ø 2,7 mm													
21	22	23	24											

¹⁾ Other colors available on request.



Assembly instructions MAH500

www.staubli.com/electrical

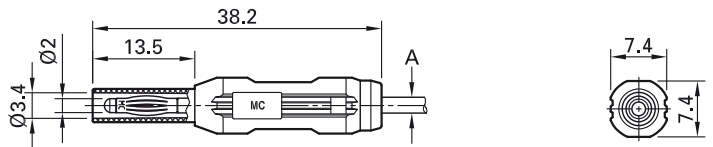
Plug SL205-LA

In-line, Ø 2 mm, with spring-loaded MULTILAM, for self-assembly of test leads.

With rigid insulating sleeve.

Crimp or solder connection.

SL205-LA



Order No.	Type	Rated voltage/current	Cable (A)		*Colors ¹⁾
65.3309-*	SL205-LA	600 V, CAT II / 10 A	max. Ø 2,7 mm 0,5 mm ²	Au	21 22 23 24 25

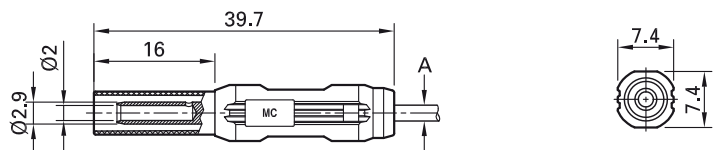
Socket SL205-BA

In-line, rigid, accepting spring-loaded Ø 2 mm plugs with rigid insulating sleeve,

for self-assembly of test leads.

Crimp or solder connection.

SL205-BA



Order No.	Type	Rated voltage/current	Cable (A)		*Colors ¹⁾
65.3319-*	SL205-BA	600 V, CAT II / 10 A	max. Ø 2,7 mm 0,5 mm ²	Au	21 22 23

¹⁾ Other colors available on request.



Assembly instructions MAH544

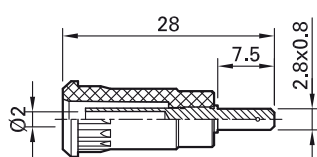
www.staubli.com/electrical

Press-in Socket SEB2-...

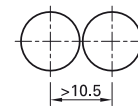
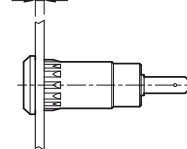
Insulated, rigid, accepting spring-loaded Ø 2 mm plugs with rigid insulating sleeve. The socket is pressed into pre-drilled panels of plastic, metal, etc.

Connection: Flat connecting tab 2.8 mm x 0.8 mm or round connecting pin Ø 1.9 mm.

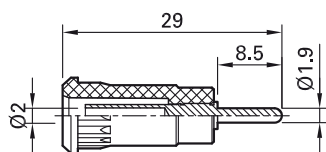
SEB2-F2,8



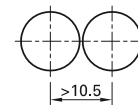
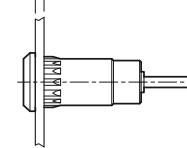
min. 1,5



SEB2-R



min. 1,5



Order No.	Type	Rated voltage/current	Connection		*Colors
65.9099-*	SEB2-F2,8	600 V, CAT III / 10 A	Flat connecting tab 2.8 mm x 0.8 mm	Au	21 22 23 24 25 29
65.9193-*	SEB2-R	600 V, CAT III / 10 A	Round connecting pin Ø 1.9 mm	Au c RU us	21 22 23 24 25 29



Flat connecting receptacle FSH2,8x0,8:

page 107

Press-in tool MB2-S: page 108



Assembly instructions MAH510

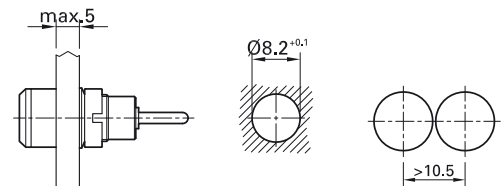
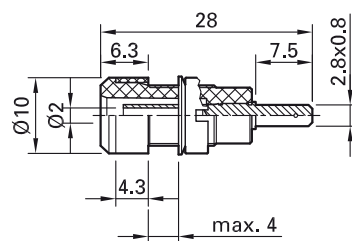
www.staubli.com/electrical

Panel-mount Socket SLB2-...

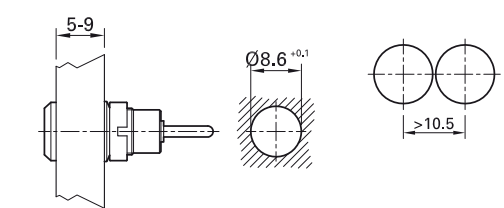
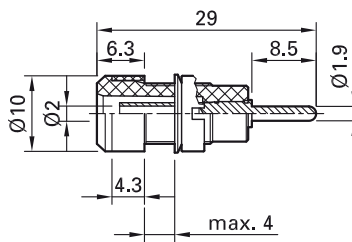
Insulated, rigid, accepting spring-loaded Ø 2 mm plugs with rigid insulating sleeve. The socket is surface-mounted or assembled flush into pre-drilled panels of plastic, metal, etc.

Connection: Flat connecting tab 2.8 mm x 0.8 mm or round connecting pin Ø 1.9 mm.

SLB2-F2,8



SLB2-R



Order No.	Type	Rated voltage/current	Connection		*Colors
65.9098-*	SLB2-F2,8	600 V, CAT III / 10 A	Flat connecting tab 2.8 mm x 0.8 mm	Au	21 22 23 24 25 29
65.9194-*	SLB2-R	600 V, CAT III / 10 A	Round connecting pin Ø 1.9 mm	Au c RU us	21 22 23 24 25 29

Supplied assembly material

		Spacer sleeve for	SLB2-F2,8, SLB2-R
Page 104	MUR/M8x0,5	Round nut for	SLB2-F2,8, SLB2-R
Page 104	SP4	Washer for	SLB2-F2,8, SLB2-R



Flat connecting receptacle FSH2,8x0,8:

page 107

Tube spanners SS4, SS2-S: page 107



Assembly instructions MAH511

www.staubli.com/electrical

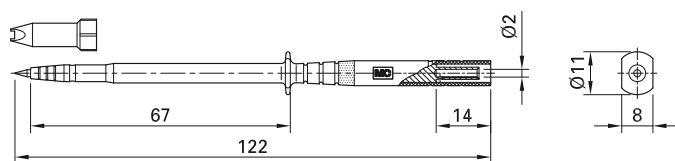
Ø 2 mm Test Probes and Test Clips, Test Clip Leads

Test Probe SPP2-S

With tapered, stainless steel rigid needle. Handle guard chamfered on both sides. Ø 2 mm rigid socket in handle accepting

spring-loaded Ø 2 mm plugs with rigid insulating sleeve. Supplied with protective cap.

SPP2-S



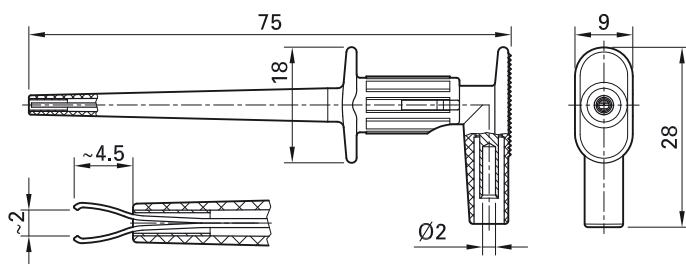
Order No.	Type	Rated voltage/current		*Colors
24.0239-*	SPP2-S	1000 V, CAT III / 1 A	CE	21 22

Test Clip MicroGrip-XB

With hardened spring wire grabber with gold-plated contact area. Ø 2 mm rigid

socket in handle accepting spring-loaded Ø 2 mm plugs with rigid insulating sleeve.

MicroGrip-XB



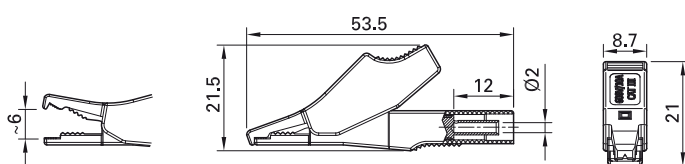
Order No.	Type	Rated voltage/current		*Colors
65.9187-*	MicroGrip-XB	300 V, CAT II / 1 A	Au CE c UL us	21 22

Test Clip XKK-200

Made of brass, with all-round insulation. Toothed gripping jaws with fine-wire clamping surface. Ø 2 mm rigid socket in insulator

accepting spring-loaded Ø 2 mm plugs with rigid insulating sleeve.

XKK-200



Order No.	Type	Rated voltage/current		*Colors
65.9188-*	XKK-200	600 V, CAT III / 10 A	Ni CE c UL us	21 22

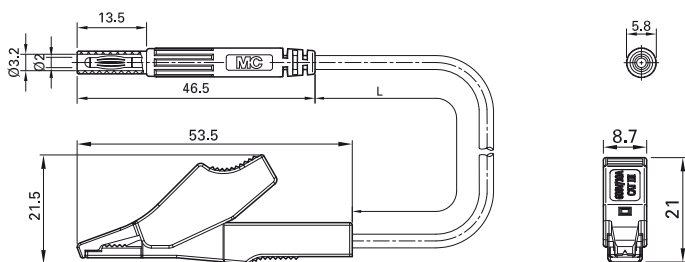


Test Clip Lead XALF

Highly flexible, with insulation in PVC. One end with test clip with all-round insulation and toothed gripping jaws with fine-

wire clamping surface. The other end with Ø 2 mm MULTILAM plug with rigid insulating sleeve.

XALF



Order No.	Type	Rated voltage/current	Lead		Lead lengths L [cm]	*Colors
65.9185-□*	XALF	600 V, CAT III / 10 A	PVC 0,75 mm ²	Ni CE c UL us	100	21 22

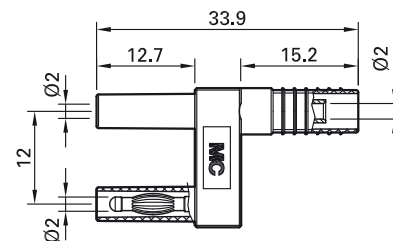
Ø 2 mm Jumper Plug

Connecting Plug SKS2-12L/1SA/N

Insulated, made of brass and with rigid insulating sleeves. Equipped with spring-loaded MULTILAM to ensure vibration-proof contacts – ideal, for instance, in the auto-

otive field for test drives and servicing. Ø 2 mm rigid socket in insulator accepting spring-loaded Ø 2 mm plugs with rigid insulating sleeve.

SKS2-12L/1SA/N



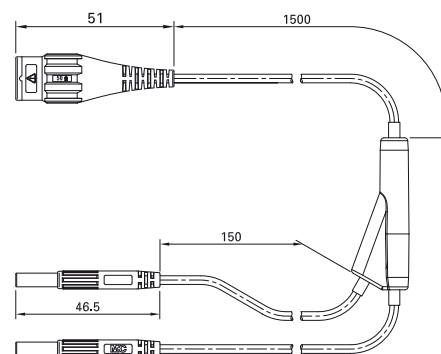
Order No.	Type	Rated voltage/current	Plug spacing		Color
65.9866-21	SKS2-12L/1SA/N	600 V, CAT II / 10 A	12 mm	Ni	21

Ø 2 mm / BNC Adapter Lead

Adapter Lead XLAM-205L

Highly flexible. One end with coaxial cable with touch-protected BNC male connector,

other end with in-line Ø 2 mm MULTILAM plugs with rigid insulating sleeve.



Order No.	Type	Rated voltage	Cable type		Lead length L [cm]
67.9565-150	XLAM-205L	600 V, CAT II 300 V, CAT III	PVC RG174 2x 0,5 mm ²	cUL US	150



Rating sheet RZ013

www.staubli.com/electrical

Ø 4 MM SYSTEM

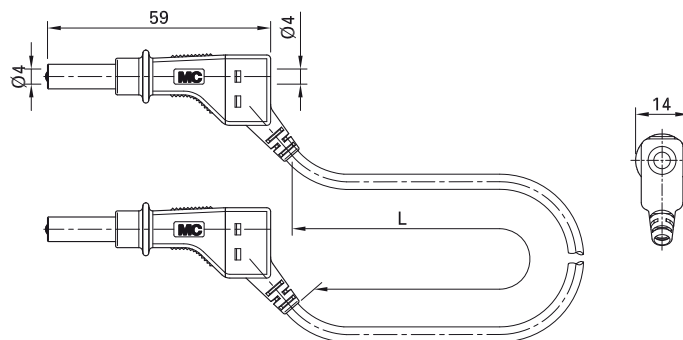
Ø 4 mm Test Leads

Test Lead XZG4...

Highly flexible, with insulation in PVC or silicone especially suitable for connecting electrical devices not (yet) equipped with safety sockets. With stackable Ø 4 mm

MULTILAM plugs on both ends with protective collar and retractable sleeve to prevent accidental touching.

XZG...



Order No.	Type	Rated voltage/ current	Lead	Rating sheet		Lead lengths L [cm] ¹⁾	*Colors ¹⁾
66.9405-□*	XZG410	600 V, CAT II / 19 A	PVC 1,0 mm ²	RZ073	Ni CE	050 100 150 200	21 22 23
66.9406-□*	XZG410/SIL	600 V, CAT II / 19 A	SIL 1,0 mm ²	RZ073	Ni CE	050 100 150 200	21 22 23
66.9407-□*	XZG425	600 V, CAT II / 32 A	PVC 2,5 mm ²	RZ074	Ni CE	050 100 150 200	20 21 22 23 24 25 26 27 28
66.9408-□*	XZG425/SIL	600 V, CAT II / 32 A	SIL 2,5 mm ²	RZ074	Ni CE	050 100 150 200	20 21 22 23 24 25 26 27 28

¹⁾ Other color and/or length combinations available on request.



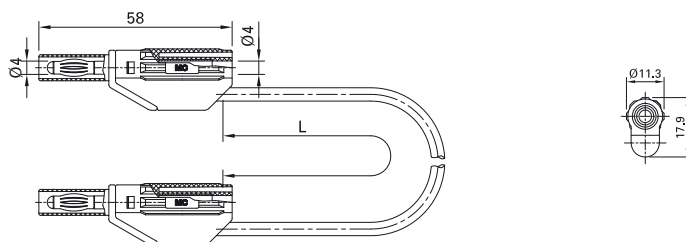
Rating sheets RZ073, RZ074

www.staubli.com/electrical

Test Lead XV...-44...

Highly flexible, with insulation in PVC or silicone with stackable Ø4 mm MULTILAM plugs with rigid insulating sleeve on both ends.

XV...-44...



Order No.	Type	Rated voltage/current	Lead		Lead lengths L [cm] ¹⁾	*Colors ¹⁾
66.9738-□*	XVF-446	600 V, CAT II / 19 A	PVC 1,0 mm ²	Ni CE c UL US	025 050 100 200	21 22 23
66.9739-□*	XVS-446	600 V, CAT II / 19 A	SIL 1,0 mm ²	Ni CE c UL US	025 100 200	21 22 23
66.9736-□*	XVF-448	600 V, CAT II / 32 A	PVC 2,5 mm ²	Ni CE c UL US	025 100 150 200	21 22 23
66.9737-□*	XVS-448	600 V, CAT II / 32 A	SIL 2,5 mm ²	Ni CE c UL US	025 050 100 200	21 22 23

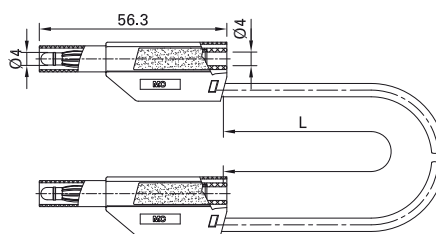
¹⁾ Other color and/or length combinations available on request.

Test Lead SLK4...-E...

Highly flexible, with insulation in PVC or silicone with stackable Ø 4 mm MULTILAM

plugs with rigid insulating sleeve on both ends.

SLK4...-E...



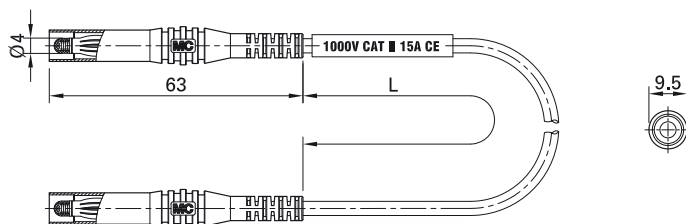
Order No.	Type	Rated voltage/current	Lead		Lead lengths L [cm] ¹⁾	*Colors ¹⁾
28.0127-□*	SLK4075-E/N	1000 V, CAT II / 15 A 600 V, CAT III / 15 A	PVC 0,75 mm ²	Ni CE c UL us	025 050 075 100 150 200	20 21 22 23 24 25 26 27 28 29
49.0126-□*	SLK410-E/N	1000 V, CAT II / 19 A 600 V, CAT III / 19 A	PVC 1,0 mm ²	Ni CE c UL us	025 050 075 100 150 200	20 21 22 23 24 25 26 27 28 29
28.0126-□*	SLK410-E/SIL	1000 V, CAT II / 19 A 600 V, CAT III / 19 A	SIL 1,0 mm ²	Au CE c UL us	025 050 075 100 150 200	21 22 23
49.0079-□*	SLK410-E/N SIL	1000 V, CAT II / 19 A 600 V, CAT III / 19 A	SIL 1,0 mm ²	Ni CE c UL us	025 050 075 100 150 200	20 21 22 23 24 25 26 27 28 29
28.0124-□*	SLK425-E	1000 V, CAT II / 32 A 600 V, CAT III / 32 A	PVC 2,5 mm ²	Au CE c UL us	025 050 075 100 150 200	20 21 22 23 24 25 26 27 28 29
28.0125-□*	SLK425-E/N	1000 V, CAT II / 32 A 600 V, CAT III / 32 A	PVC 2,5 mm ²	Ni CE c UL us	025 050 075 100 150 200	20 21 22 23 24 25 26 27 28 29

¹⁾ Other color and/or length combinations available on request.

Test Lead XM...-402

Highly flexible, with insulation in PVC or silicone with in-line Ø 4 mm MULTILAM plug with rigid insulating sleeve on both ends.

XM...-402



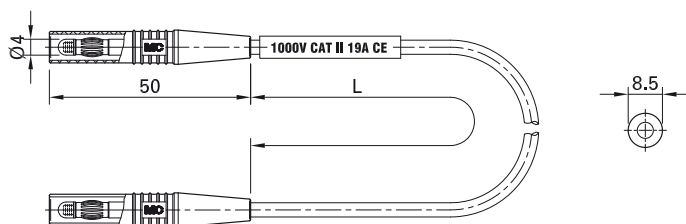
Order No.	Type	Rated voltage/current	Lead		Lead lengths L [cm] ¹⁾	*Colors ¹⁾
66.9634-□*	XMF-402	1000 V, CAT II / 15 A	PVC 0,75 mm ²	Ni CE c UL US	100 200	21 22 23
66.9635-□*	XMS-402	1000 V, CAT II / 15 A	SIL 0,75 mm ²	Ni CE c UL US	100 200	21 22 23

¹⁾ Other color and/or length combinations available on request.

Test Lead SLK4...-L...

Highly flexible, with in-line Ø 4 mm MULTILAM plug with rigid insulating sleeve on both ends.

SLK...-L...

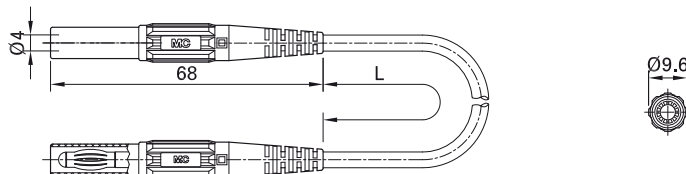


Order No.	Type	Rated voltage/current	Lead		Lead lengths L [cm]	*Colors
28.0083-□*	SLK410-L	1000 V, CAT II / 19 A	PVC 1,0 mm ²	Au CE	025 050 075 100 150 200	21 22 23 24 25 27
28.0103-□*	SLK425-L	1000 V, CAT II / 32 A	PVC 2,5 mm ²	Au CE	025 050 075 100 150 200	21 22 23 24 25 27
49.0105-□*	SLK425-L/N	1000 V, CAT II / 32 A	PVC 2,5 mm ²	Ni CE	025 050 075 100 150 200	21 22 23 24 25 27

Test Lead XM...-41...

Highly flexible, with insulation in PVC or silicone with in-line Ø 4 mm MULTILAM plug with rigid insulating sleeve on both ends.

XM...-41...



Order No.	Type	Rated voltage/current	Lead		Lead lengths L [cm] ¹⁾	*Colors ¹⁾
66.9013-□*	XMF-414	1000 V, CAT III / 19 A	PVC 1,0 mm ²	Ni CE c UL US	050 100 150 200	21 22 23
66.9014-□*	XMS-414	1000 V, CAT III / 19 A	SIL 1,0 mm ²	Ni CE c UL US	050 100 150 200	21 22 23
66.9303-□*	XMF-418	1000 V, CAT III / 32 A	PVC 2,5 mm ²	Ni CE	100 200	21 22 23
66.9304-□*	XMS-418	1000 V, CAT III / 32 A	SIL 2,5 mm ²	Ni CE	100 200	21 22 23

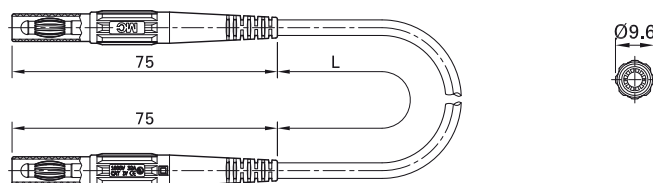
Test Lead XM...-419

Highly flexible, with insulation in PVC, TPE, or silicone with in-line Ø 4 mm MULTILAM plug with rigid insulating sleeve on both

ends. Due to the very high insulation resistance of the TPE insulation, the test lead

XMT-419 is excellently suited for measuring high resistances.

XM...-419



Order No.	Type	Rated voltage/current	Lead		Lead lengths L [cm] ¹⁾	*Colors ¹⁾
66.9391-□*	XMF-419	1000 V, CAT IV / 32 A	PVC 2,5 mm ²	Ni CE c UL US	100 200	21 22 23 27 28
66.9393-□*	XMT-419	1000 V, CAT IV / 32 A	TPE 2,5 mm ²	Ni CE	100	21 22 23
66.9392-□*	XMS-419	1000 V, CAT IV / 32 A	SIL 2,5 mm ²	Ni CE c UL US	100 150 200	21 22 23 27 28

¹⁾ Other color and/or length combinations available on request.

Fused Test Lead XSM...-419

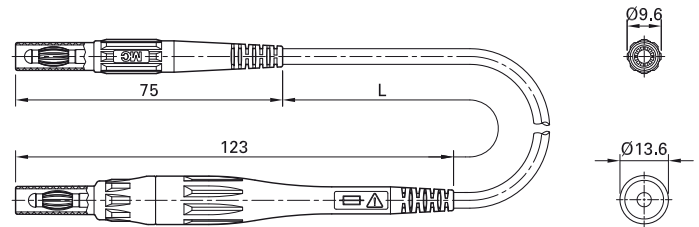
The test leads with integrated high breaking capacity fuses are designed for 1000 V, CAT IV in accordance with IEC/EN 61010-031 and allow for the use of Ø 4 mm standard safety probes and test clips for fuse-protected measurements.

To change the fuse, the two-part fused connector can be easily unscrewed.

Highly flexible, with insulation in PVC or silicone. With in-line Ø 4 mm MULTILAM plug with rigid insulating sleeve on both ends. The two-part screw connector accepts a high breaking capacity fuse measuring 6.3 x 32 mm.

The fuse is not supplied.

XSM...-419



Order No.	Type	Rated voltage/current	Lead		Lead lengths L [cm]	*Colors										
66.9394-□*	XSMF-419	1000 V, CAT IV / max. 8 A ¹⁾	PVC 1,0 mm ²	Ni CE c UL US	100 150 200	<table border="1"> <tr> <td>21</td> <td>22</td> <td>23</td> <td>24</td> <td>25</td> </tr> <tr> <td>26</td> <td>27</td> <td>28</td> <td></td> <td></td> </tr> </table>	21	22	23	24	25	26	27	28		
21	22	23	24	25												
26	27	28														
66.9395-□*	XSMS-419	1000 V, CAT IV / max. 8 A ¹⁾	SIL 1,0 mm ²	Ni CE c UL US	100 150 200	<table border="1"> <tr> <td>21</td> <td>22</td> <td>23</td> <td>24</td> <td>25</td> </tr> <tr> <td>26</td> <td>27</td> <td>28</td> <td></td> <td></td> </tr> </table>	21	22	23	24	25	26	27	28		
21	22	23	24	25												
26	27	28														

¹⁾ Depends on the fuse used.



High breaking capacity fuse: page 110



Rating sheet RZ091

www.staubli.com/electrical

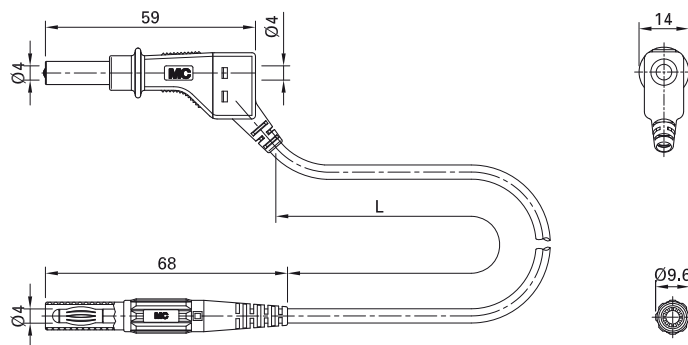
Test Lead XZG410-L

Highly flexible, with insulation in PVC. One end with stackable Ø 4 mm MULTILAM plug with protective collar and retractable sleeve

to prevent accidental touching especially suitable for connecting to electrical devices not (yet) equipped with safety sockets. The

other end with in-line Ø 4 mm MULTILAM plug with rigid insulating sleeve, e.g. for connecting probes or test clips.

XZG410-L



Order No.	Type	Rated voltage/current	Lead		Lead lengths L [cm] ¹⁾	*Colors ¹⁾
66.9411-□*	XZG410-L	600 V, CAT II / 19 A	PVC 1,0 mm ²	Ni CE	100 200	21 22 23



Rating sheet RZ073

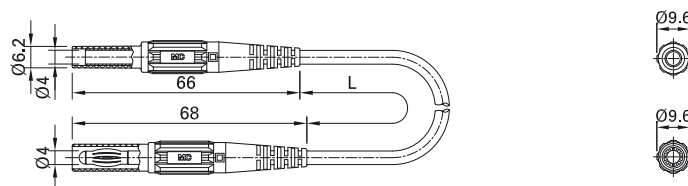
www.staubli.com/electrical

Extension Lead XK...-414

Highly flexible, with insulation in PVC or silicone. One end with Ø 4 mm MULTILAM plug

with rigid insulating sleeve, the other end with Ø 4 mm rigid socket with rigid insulating sleeve.

XK...-414



Order No.	Type	Rated voltage/current	Lead		Lead lengths L [cm] ¹⁾	*Colors ¹⁾
66.9011-□*	XKF-414	1000 V, CAT III / 19 A	PVC 1,0 mm ²	Ni CE c UL US	050 100 150 200	21 22 23 24
66.9012-□*	XKS-414	1000 V, CAT III / 19 A	SIL 1,0 mm ²	Ni CE c UL US	050 100 200	21 22 23

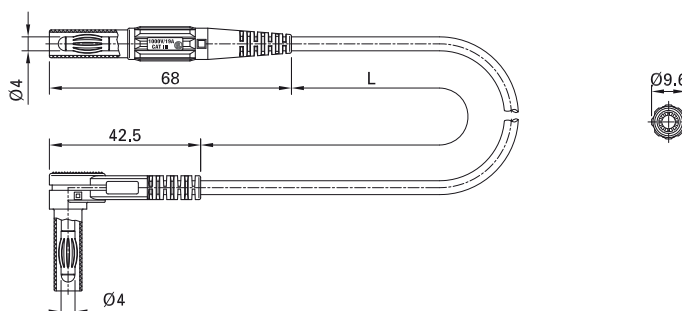
¹⁾ Other color and/or length combinations available on request.

Test Lead XM...-484

Highly flexible, with insulation in PVC or silicone. One end with in-line Ø 4 mm MULTILAM plug with rigid insulating sleeve.

The other end with right-angled Ø 4 mm MULTILAM plug with rigid insulating sleeve.

XM...-484



Order No.	Type	Rated voltage/current	Lead		Lead lengths L [cm] ¹⁾	*Colors ¹⁾
66.9005-□*	XMF-484	1000 V, CAT III / 19 A	PVC 1,0 mm ²	Ni CE c UL US	100 150 200	21 22 23 24 25
66.9006-□*	XMS-484	1000 V, CAT III / 19 A	SIL 1,0 mm ²	Ni CE c UL US	100 150 200	21 22 23 24 25

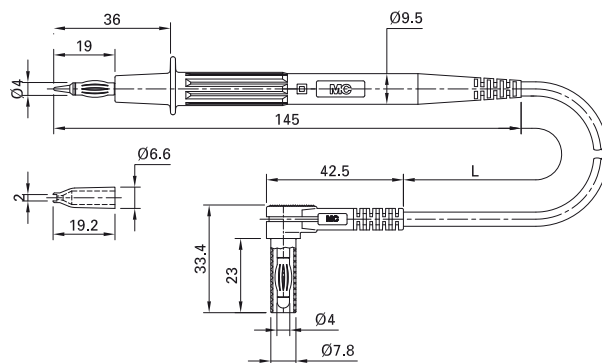
¹⁾ Other color and/or length combinations available on request.

Test Lead XP...-484

Highly flexible, with insulation in PVC or silicone. One end with Ø 4 mm test probe with spring-loaded MULTILAM, the other end

with right angled Ø 4 mm MULTILAM plug with rigid insulating sleeve. Supplied with protective cap.

XP...-484



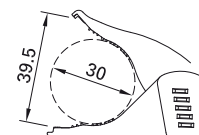
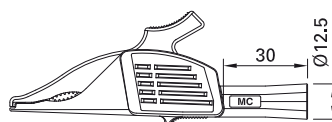
Order No.	Type	Rated voltage/current	Lead		Lead lengths L [cm]	*Colors
66.9008-□*	XPF-484	1000 V, CAT II / 20 A	PVC 1,0 mm ²	Ni CE c UL US	100 150	21 22 23
66.9007-□*	XPS-484	1000 V, CAT II / 20 A	SIL 1,0 mm ²	Ni CE c UL US	100 150 200	21 22 23



Pluggable accessories XDK-1033P, see below

Accessories

XDK-1033P



Dolphin Clip made of brass with all-round insulation. Toothed jaws for wide grip with surface for fine wire.

Note: Longer version especially designed to plug onto the Ø 4 mm probes of test leads XPF-484 and XPS-484, see above.

Order No.	Type	Rated voltage/current		*Colors
66.9521-*	XDK-1033P	1000 V, CAT II / 19 A	Ni CE c UL US	21 22

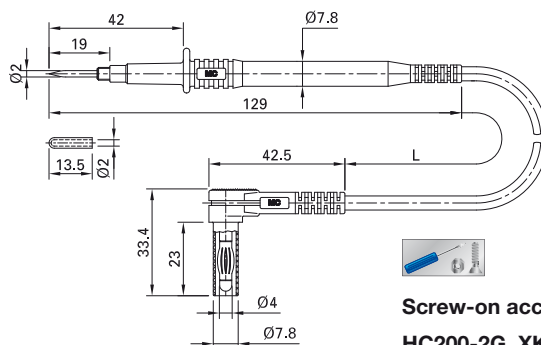
Test Lead XPF-480/2G

Highly flexible test leads. One end with Ø 2 mm test probe made of stainless steel with a thread for use with screw-on acces-

sories, offering various contacting possibilities. The other end with in-line or right angled

Ø 4 mm MULTILAM plug with rigid insulating sleeve. Supplied with protective cap.

XPF-480/2G

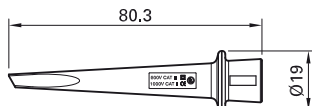


Screw-on accessories
HC200-2G, XKK-200-2G, see below

Order No.	Type	Rated voltage/current	Lead		Lead lengths L [cm]	*Colors
66.9645-□*	XPF-480/2G	1000 V, CAT II / 15 A	PVC 0,75 mm ²	Ni CE c UL US	100 150	21 22

Accessories

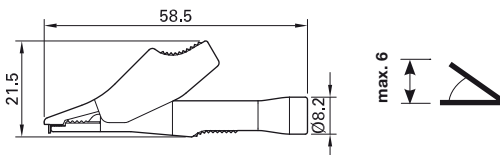
HC200-2G



Hook Clip with rigid hook. Grasped objects are pressed against the tip of the insulator under spring pressure. Internal thread for

attachment to the probes of the test leads XPF-480/2G, see above.

XKK-200-2G



Test Clip with all-round insulation. Toothed gripping jaws with fine-wire clamping surface.

Internal thread for attachment to the probes of the test leads XPF-480/2G, see above.

Order No.	Type	Rated voltage/current		*Colors
66.9473-*	HC200-2G	1000 V, CAT II / 5 A	Ni CE	21 22
66.9091-*	XKK-200-2G	600 V, CAT II / 10 A	Ni CE	21 22

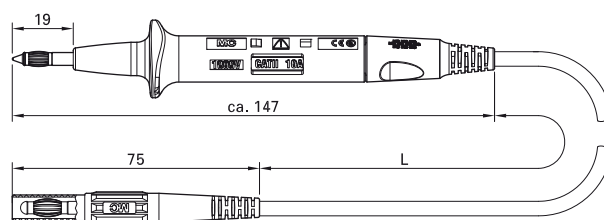
Ø 4 mm Test Leads with Test Probes

Test Lead XSPP-419...

Highly flexible, with PVC or silicone insulation. One end Ø 4 mm test probe with

spring-loaded MULTILAM, adjustable for use in different measurement categories,

other end in-line Ø 4 mm MULTILAM plug with rigid insulating sleeve.



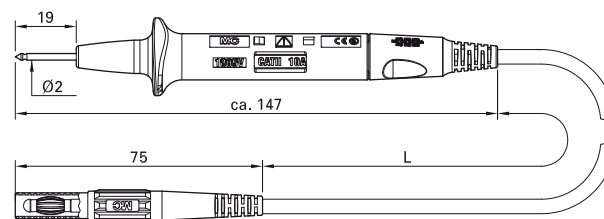
Order No.	Type	Rated voltage/current	Lead		Lead lengths L [cm] ¹⁾	*Colors ¹⁾
66.9315-□*	XSPP-419	1000 V, CAT II / 32 A 1000 V, CAT IV / 1 A	PVC 2,5 mm ²	Ni CE c UL US	100 150	21 22 23
66.9320-□*	XSPP-419/SIL	1000 V, CAT II / 32 A 1000 V, CAT IV / 1 A	SIL 2,5 mm ²	Ni CE c UL US	100 150	21 22 23

Test Lead XSPP-2R-419...

Highly flexible, with PVC or silicone insulation. One end Ø 2 mm test probe made of Monel®, adjustable for use in different

measurement categories, other end in-line Ø 4 mm MULTILAM plug with rigid insulating sleeve.

Monel® is a registered trademark of Special Metals Corporation.



Order No.	Type	Rated voltage/current	Lead		Lead lengths L [cm]	*Colors
66.9335-□*	XSPP-2R-419	1000 V, CAT II / 10 A 1000 V, CAT IV / 1 A	PVC 2,5 mm ²	CE	100 150	21 22 23
66.9336-□*	XSPP-2R-419/SIL	1000 V, CAT II / 10 A 1000 V, CAT IV / 1 A	SIL 2,5 mm ²	CE	100 150	21 22 23

¹⁾ Other color and/or length combinations available on request.



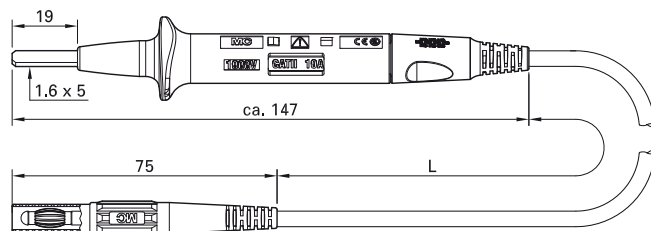
Rating sheet RZ106

www.staubli.com/electrical


Test Lead XSP-2F-419...

Highly flexible, with PVC or silicone insulation. One end test probe with flat tip 1,6 mm x 5 mm, made of nickel-plated brass, for contact to US power sockets,

etc., adjustable for use in different measurement categories, other end in-line Ø 4 mm MULTILAM plug with rigid insulating sleeve.



Order No.	Type	Rated voltage/current	Lead		Lead lengths L [cm]	*Colors
66.9338-□*	XSP-2F-419	1000 V, CAT II / 10 A 1000 V, CAT IV / 1 A	PVC 2,5 mm ²	Ni CE	100 150	21 22 23
66.9339-□*	XSP-2F-419/SIL	1000 V, CAT II / 10 A 1000 V, CAT IV / 1 A	SIL 2,5 mm ²	Ni CE	100 150	21 22 23



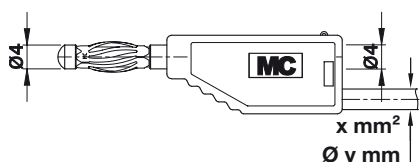
Rating sheet RZ106

www.staubli.com/electrical

Ø 4 mm Plugs and Sockets

This section contains plugs and sockets for self-assembled test leads. The information about each item includes details regarding connectable conductor

cross-sections and diameters, as well as regarding the available assembly instructions.



In the production of our test leads we use only high-quality multi-stranded cables of our own production. If you are interested in

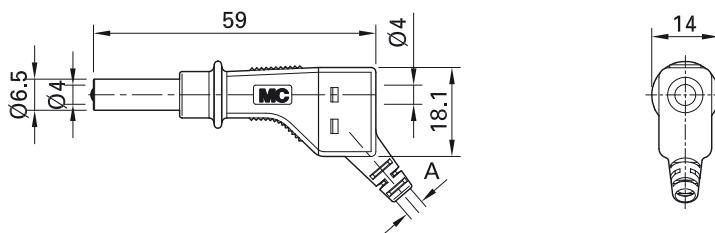
our full range of stranded cables, please ask for a copy of our main catalog "Cables and Multistrand Wires".

Plug XZGL-...

Stackable, Ø 4 mm, with spring-loaded MULTILAM, for self-assembly of test leads. With retractable sleeve to prevent accidental touching. As a result of the protective collar,

the clearances and creepage distances allow test leads equipped with this plug also to be safely connected to older test instruments not yet fitted with safety sockets up to 600 V,

CAT II in accordance with the standards. **Screw connection.**



Order No.	Type	Rated voltage/current	Cable (A)	Assembly instructions		*Colors ¹⁾
66.9327-*	XZGL-410	600 V, CAT II / 19 A	min. Ø 3,4 mm max. Ø 3,9 mm	1,0 mm ²	MAH557	Ni 20 21 22 23 24 25
66.9328-*	XZGL-425	600 V, CAT II / 32 A	min. Ø 3,4 mm max. Ø 3,9 mm	2,5 mm ²	MAH558	Ni 20 21 22 23 24 25 26 27 28

¹⁾ Other colors available on request.



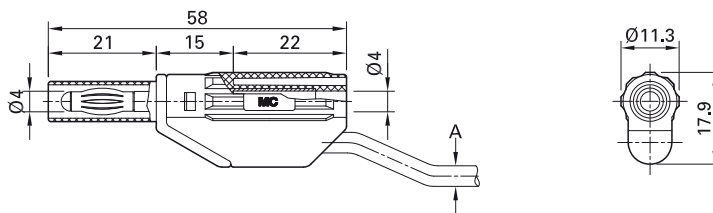
Assembly instructions MAH557, MAH558

www.staubli.com/electrical

Plug XL-446

Stackable, Ø 4 mm, with spring-loaded MULTILAM, for self-assembly of test leads.
With rigid insulating sleeve.

Screw connection.



Order No.	Type	Rated voltage/current	Cable (A)		*Colors										
66.9706-*	XL-446	600 V, CAT II / 32 A	max. Ø 3,9 mm max. 2,5 mm ²	Ni	<table border="1"> <tr> <td>20</td> <td>21</td> <td>22</td> <td>23</td> <td>24</td> </tr> <tr> <td>25</td> <td>26</td> <td>27</td> <td>29</td> <td></td> </tr> </table>	20	21	22	23	24	25	26	27	29	
20	21	22	23	24											
25	26	27	29												



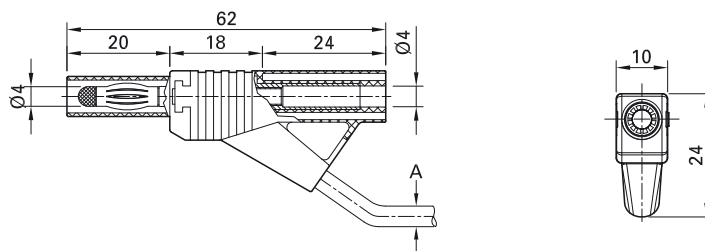

Assembly instructions MAH501

www.staubli.com/electrical

Plug XL-459/30

Stackable, Ø 4 mm, with spring-loaded MULTILAM, for self-assembly of test leads.
With rigid insulating sleeve. With 30° cable outlet.

Screw connection.



Order No.	Type	Rated voltage/current	Cable (A)		*Colors										
66.9649-*	XL-459/30	1000 V, CAT II / 32 A 600 V, CAT III / 32 A	max. Ø 3,9 mm max. 2,5 mm ²	Ni	<table border="1"> <tr> <td>21</td> <td>22</td> <td>23</td> <td>24</td> <td>25</td> </tr> <tr> <td>26</td> <td>27</td> <td></td> <td></td> <td></td> </tr> </table>	21	22	23	24	25	26	27			
21	22	23	24	25											
26	27														



Assembly instructions MAH502

www.staubli.com/electrical

Plug SLS425-SE...

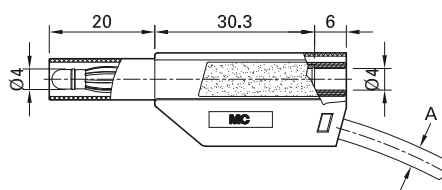
Stackable, Ø 4 mm, with spring-loaded MULTILAM, for self-assembly of test leads. With rigid insulating sleeve. Nickel-plated and gold-plated versions available.

Various types of connection:

SLS425-SE/M: Screw connection

SLS425-SE(N): Cylindrical soldering surface

SLS425-SE/Q(N): Cross hole for solder connection



Order No.	Type	Rated voltage/current	Cable (A)		*Colors										
22.2656-*	SLS425-SE/M	1000 V, CAT II / 32 A 600 V, CAT III / 32 A	~ Ø 3,9 mm 0,75 ... 2,5 mm ²	Au	<table border="1"> <tr><td>20</td><td>21</td><td>22</td><td>23</td><td>24</td></tr> <tr><td>25</td><td>26</td><td>27</td><td>28</td><td>29</td></tr> </table>	20	21	22	23	24	25	26	27	28	29
20	21	22	23	24											
25	26	27	28	29											
22.2655-*	SLS425-SE	1000 V, CAT II / 32 A 600 V, CAT III / 32 A	~ Ø 3,9 mm 0,75 ... 2,5 mm ²	Au	<table border="1"> <tr><td>20</td><td>21</td><td>22</td><td>23</td><td>24</td></tr> <tr><td>25</td><td>26</td><td>27</td><td>28</td><td>29</td></tr> </table>	20	21	22	23	24	25	26	27	28	29
20	21	22	23	24											
25	26	27	28	29											
22.2654-*	SLS425-SE/N	1000 V, CAT II / 32 A 600 V, CAT III / 32 A	~ Ø 3,9 mm 0,75 ... 2,5 mm ²	Ni	<table border="1"> <tr><td>20</td><td>21</td><td>22</td><td>23</td><td>24</td></tr> <tr><td>25</td><td>26</td><td>27</td><td>28</td><td>29</td></tr> </table>	20	21	22	23	24	25	26	27	28	29
20	21	22	23	24											
25	26	27	28	29											
22.2658-*	SLS425-SE/Q	1000 V, CAT II / 32 A 600 V, CAT III / 32 A	~ Ø 3,9 mm 0,75 ... 2,5 mm ²	Au	<table border="1"> <tr><td>20</td><td>21</td><td>22</td><td>23</td><td>24</td></tr> <tr><td>25</td><td>26</td><td>27</td><td>28</td><td>29</td></tr> </table>	20	21	22	23	24	25	26	27	28	29
20	21	22	23	24											
25	26	27	28	29											
22.2657-*	SLS425-SE/Q/N	1000 V, CAT II / 32 A 600 V, CAT III / 32 A	~ Ø 3,9 mm 0,75 ... 2,5 mm ²	Ni	<table border="1"> <tr><td>20</td><td>21</td><td>22</td><td>23</td><td>24</td></tr> <tr><td>25</td><td>26</td><td>27</td><td>28</td><td>29</td></tr> </table>	20	21	22	23	24	25	26	27	28	29
20	21	22	23	24											
25	26	27	28	29											

Component parts

22.2380-*	KT425-SE	Insulator (*Colors see: SLS425-SE/M)
22.1027	LS425-SE/M	Plug suitable for: SLS425-SE/M
22.1047	LS425-SE	Plug suitable for: SLS425-SE
22.1048	LS425-SE/N	Plug suitable for: SLS425-SE/N
22.1203	LS425-SE/Q	Plug suitable for: SLS425-SE/Q
22.1204	LS425-SE/Q/N	Plug suitable for: SLS425-SE/Q/N



Assembly instructions MA161

www.staubli.com/electrical

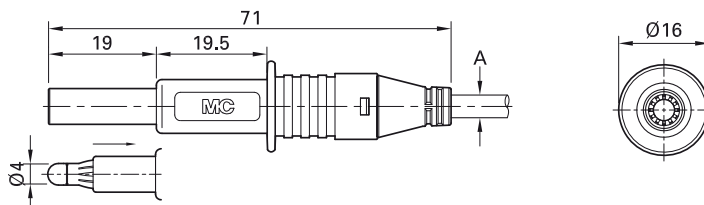
Plug X-GL-438

In-line, Ø 4 mm, with spring-loaded MULTILAM, for self-assembly of test leads. With retractable sleeve to prevent accidental touching. As a result of the protective col-

lar, the clearances and creepage distances allow test leads equipped with this plug also to be safely connected to older instruments not yet fitted with safety sockets

up to 600 V, CAT II in accordance with the standards.

Screw connection.



Order No.	Type	Rated voltage/current	Cable (A)		*Colors
66.9584-*	X-GL-438	600 V, CAT II / 32 A	max. Ø 3,9 mm max. 2,5 mm ²	Ni	21 22 23



Assembly instructions MAH547

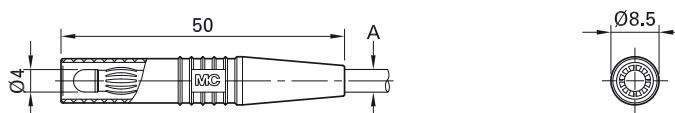
www.staubli.com/electrical

Plug SLS425-SL...

In-line, Ø 4 mm, with spring-loaded MULTILAM, for self-assembly of test leads.

With rigid insulating sleeve. Nickel-plated and gold-plated versions available.

Solder connection.



Order No.	Type	Rated voltage/current	Cable (A)		*Colors
22.2663-*	SLS425-SL	1000 V, CAT II / 32 A	max. Ø 4,1 mm 2,5 mm ²	Au	21 22 23
22.2665-*	SLS425-SL/N	1000 V, CAT II / 32 A	max. Ø 4,1 mm 2,5 mm ²	Ni	21 22 23

Component parts

22.2260	KT425-SL	Insulator (*Colors see SLS425-SL)
22.1025	LS425-SL	Plug suitable for: SLS425-SL
22.1032	LS425-SL/N	Plug suitable for: SLS425-SL/N



Assembly instructions MA106

www.staubli.com/electrical



Recommended mounting tool

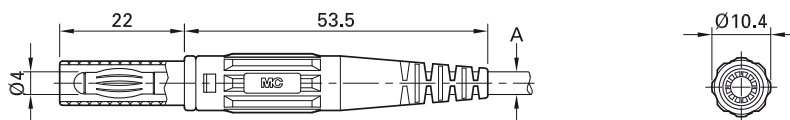
Crimping pliers PZK3, page 109

Plug XL-410

In-line, Ø 4 mm, with spring-loaded MULTILAM, for self-assembly of test leads.

With rigid insulating sleeve.

Screw connection.



Order No.	Type	Rated voltage/current	Cable (A)		*Colors
66.9196-*	XL-410	1000 V, CAT II / 32 A 600 V, CAT III / 32 A	max. Ø 3,9 mm max. 2,5 mm ²	Ni	21 22 23 24 25 26 27 29



Assembly instructions MAH503

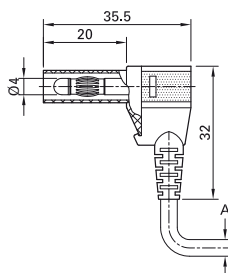
www.staubli.com/electrical

Plug SLS425-SW...

Right-angled, Ø 4 mm, with spring-loaded MULTILAM, for self-assembly of test leads. With rigid insulating sleeve. Nickel-plat-

ed and gold-plated versions available.

Solder connection.



Order No.	Type	Rated voltage/current	Cable (A)		*Colors
22.2667-*	SLS425-SW	500 V, CAT II / 32 A	max. 3,9 mm max. 2,5 mm ²	Ni	20 21 22 23 24 25 26
22.2668-*	SLS425-SW/A	500 V, CAT II / 32 A	max. 3,9 mm max. 2,5 mm ²	Au	20 21 22 23 24 25 26

Component parts

22.2370-*	KT425-SW	Insulator (*Colors see SLS425-SW)
22.1042	LS425-SW	Plug suitable for: SLS425-SW
22.1045	LS425-SW/A	Plug suitable for: SLS425-SW/A



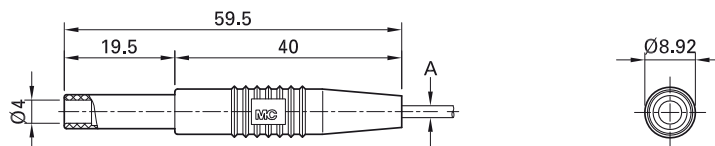
Assembly instructions MA107

www.staubli.com/electrical

Socket SLS410-BK

In-line, rigid, Ø 4 mm, accepting spring-loaded Ø 4 mm plugs with rigid insulating sleeve, for self-assembly of test leads.

Solder connection.



Order No.	Type	Rated voltage/current	Cable (A)			*Colors
22.2672-*	SLS410-BK	600 V, CAT II / 19 A	Ø 2,9 mm	1,0 mm ²	Au	21 22

Component parts

22.2250-*	KT410-BK	Insulator (*Colors see SLS410-BK)
22.1037	LS410-BK-I	Socket suitable for: SLS410-BK



Assembly instructions MA129

www.staubli.com/electrical



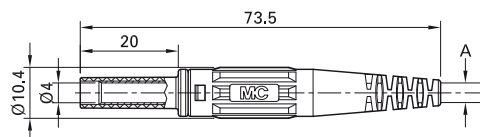
Rating sheet RZ200

www.staubli.com/electrical

Socket XK-410

In-line, rigid, Ø 4 mm, accepting spring-loaded Ø 4 mm plugs with rigid insulating sleeve, for self-assembly of test leads.

Screw connection.



Order No.	Type	Rated voltage/current	Cable (A)			*Colors
66.9155-*	XK-410	1000 V, CAT II / 32 A 600 V, CAT III / 32 A	max. Ø 3,9 mm	max. 2,5 mm ²	Ni	21 22 23 24 25 26



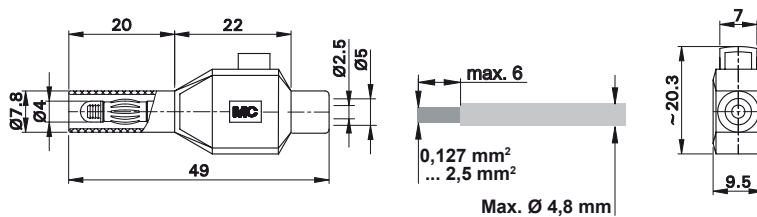

Assembly instructions MAH548

www.staubli.com/electrical

Plug SKLS4

Ø 4 mm, with spring-loaded MULTILAM, for clamp-connecting stranded wires. With rigid insulating sleeve.

Clamp connection.



Order No.	Type	Rated voltage/current		*Colors
22.3007-*	SKLS4	600 V, CAT II / 10 A ¹⁾	Ni	21 22

¹⁾ During installation of this clip-on plug, the terminal must not be connected to the supply.



Rating sheet RZ005

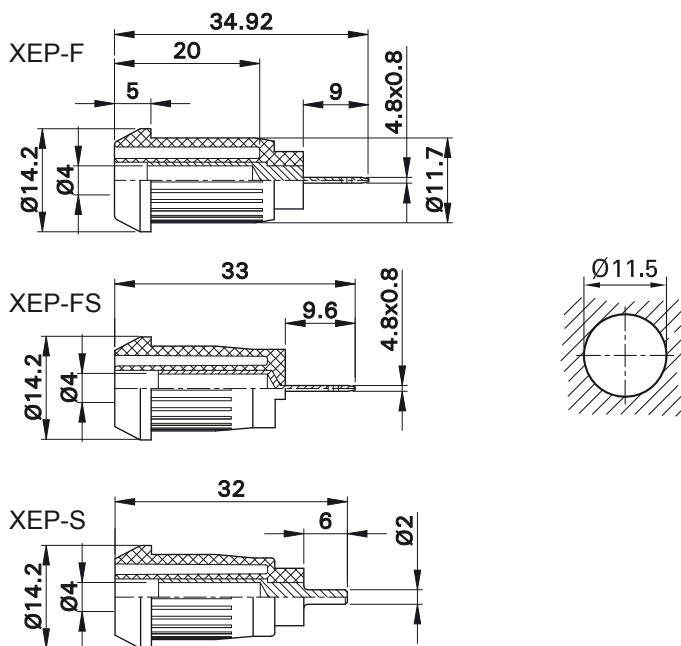

www.staubli.com/electrical

Press-in Socket XEP-...

Insulated, rigid, Ø 4 mm, accepting spring-loaded Ø 4 mm plugs with rigid insulating sleeve. The socket is pressed into

pre-drilled panels of plastic, metal, etc.

Various metal parts/connections.



Order No.	Type	Rated voltage/current	Connection		*Colors ¹⁾
66.9682-*	XEP-F	1000 V, CAT III / 20 A	Machined brass/Flat connecting tab 4.8 mm × 0.8 mm	Ni c RU us	21 22 23 24
66.9685-*	XEP-FS	1000 V, CAT III / 20 A	Brass sheet, rolled/Flat connecting tab 4.8 mm × 0.8 mm	Ni c RU us	21 22 23
66.9681-*	XEP-S	1000 V, CAT III / 20 A	Machined brass/Solder pin Ø 2.0 mm	Ni c RU us	21 22 23

¹⁾ Other colors available on request.



Flat connecting receptacles FSH4,8x0,8,
page 107

Press-in tool MB4-S, page 108



Assembly instructions MAH505

www.staubli.com/electrical

Press-in Socket SEB4-F...

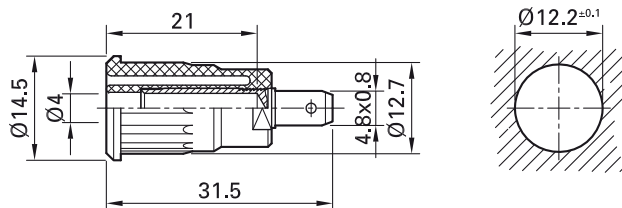
Insulated, rigid, Ø 4 mm, accepting spring-loaded Ø 4 mm plugs with rigid insulating sleeve. Machined brass. The socket

is pressed into pre-drilled panels of plastic, metal, etc.

Connection: Flat connecting tab.

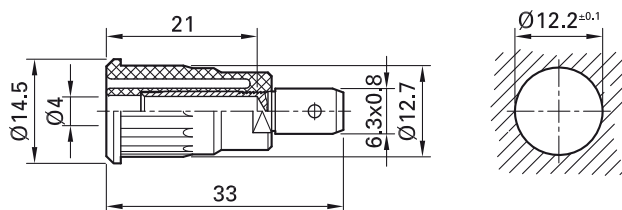
SEB4-F

SEB4-F/N



SEB4-F6,3

SEB4-F6,3/N



Order No.	Type	Rated voltage/current	Connection		*Colors
23.3120-*	SEB4-F	1000 V, CAT III / 24 A	Flat connecting tab 4,8 mm × 0,8 mm	Au c US	20 21 22 23 24 25 27 28
49.7079-*	SEB4-F/N	1000 V, CAT III / 24 A	Flat connecting tab 4,8 mm × 0,8 mm	Ni c US	20 21 22 23 24 25 27 28
23.3150-*	SEB4-F6,3	1000 V, CAT III / 32 A	Flat connecting tab 6,3 mm × 0,8 mm	Au c US	20 21 22 23 24 25 27 28
49.7073-*	SEB4-F6,3/N	1000 V, CAT III / 32 A	Flat connecting tab 6,3 mm × 0,8 mm	Ni c US	20 21 22 23 24 25 27 28



Flat connecting receptacles FSH...,

page 107

Press-in tool MB4-S, page 108



Assembly instructions MA104

www.staubli.com/electrical

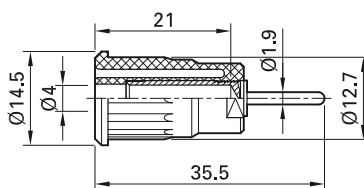
Press-in Socket SEB4-...

Insulated, rigid, Ø 4 mm, accepting spring-loaded Ø 4 mm plugs with rigid in-

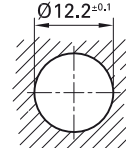
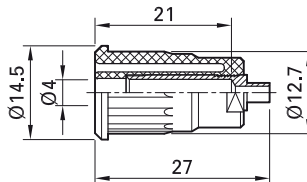
insulating sleeve. Machined brass. The socket is pressed into pre-drilled panels of plastic, metal, etc. **Connection: Various.**

SEB4-R

SEB4-R/N

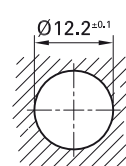
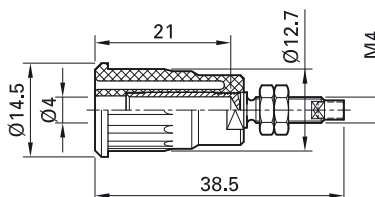


SEB4-E



SEB4-G

SEB4-G/N-X



Order No.	Type	Rated voltage/current	Connection		*Colors
23.3130-*	SEB4-R	1000 V, CAT III / 24 A	Round connecting pin Ø 1.9 mm	Au c us	20 21 22 23 24 25 27 28
49.7080-*	SEB4-R/N	1000 V, CAT III / 24 A	Round connecting pin Ø 1.9 mm	Ni c us	20 21 22 23 24 25 27 28
49.7091-*	SEB4-E	1000 V, CAT III / 24 A	Solder connection	Ni c us	20 21 22 23 24 25 27 28
23.3140-*	SEB4-G	1000 V, CAT III / 24 A	Threaded bolt M4 and soldering hole	Au c us	20 21 22 23 24 25 27 28
49.7092-*	SEB4-G/N-X	1000 V, CAT III / 24 A	Threaded bolt M4 and soldering hole	Ni c us	20 21 22 23 24 25 27

Supplied assembly material

Page 103	MU0,8D/M4	2 hexagon nuts for	SEB4-G
Page 104	U/M4	2 washers for	SEB4-G
Page 105	FS/M4	Spring washer for	SEB4-G



Assembly instructions MA104

www.staubli.com/electrical



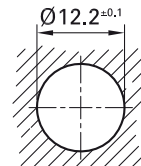
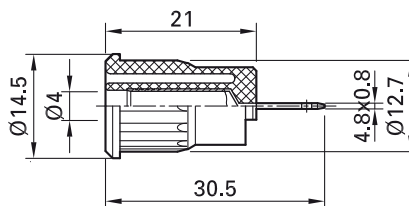

Press-in tool MB4-S, page 108

Press-in Socket SEB4-F/A

Insulated, rigid, Ø 4 mm, accepting spring-loaded Ø 4 mm plugs with rigid insulating sleeve. Brass sheet. The socket is

pressed into pre-drilled panels of plastic, metal, etc.

Connection: Flat connecting tab 4.8 mm × 0.8 mm, can be bent to 90°, once only.



Order No.	Type	Rated voltage/current		*Colors										
23.3160-*	SEB4-F/A	1000 V, CAT III / 24 A	Ni c us	<table border="1"> <tr> <td>20</td> <td>21</td> <td>22</td> <td>23</td> <td>24</td> </tr> <tr> <td>25</td> <td></td> <td></td> <td></td> <td></td> </tr> </table>	20	21	22	23	24	25				
20	21	22	23	24										
25														



Assembly instructions MA104

www.staubli.com/electrical



Flat connecting receptacles FSH4,8x0,8,

page 107

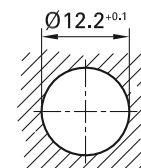
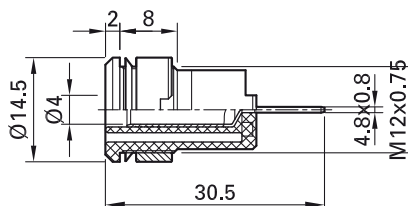
Press-in tool MB4-S, page 108

Panel-mount Socket SLB4-F/A

Insulated, rigid, Ø 4 mm, accepting spring-loaded Ø 4 mm plugs with rigid insulating sleeve. Brass sheet. The socket is

screwed into pre-drilled panels of plastic, metal, etc.

Connection: Flat connecting tab 4.8 mm × 0.8 mm, can be bent to 90°, once only.



Order No.	Type	Rated voltage/current		*Colors										
23.3070-*	SLB4-F/A	1000 V, CAT III / 24 A	Ni c us	<table border="1"> <tr> <td>20</td> <td>21</td> <td>22</td> <td>23</td> <td>24</td> </tr> <tr> <td>25</td> <td>26</td> <td>27</td> <td>28</td> <td>29</td> </tr> </table>	20	21	22	23	24	25	26	27	28	29
20	21	22	23	24										
25	26	27	28	29										

Supplied assembly material

Page 104	MUR/M12x0,75	Round nut
Page 104	SSP4	Washer



Assembly instructions MA152

www.staubli.com/electrical



Flat connecting receptacles FSH4,8x0,8, page 107

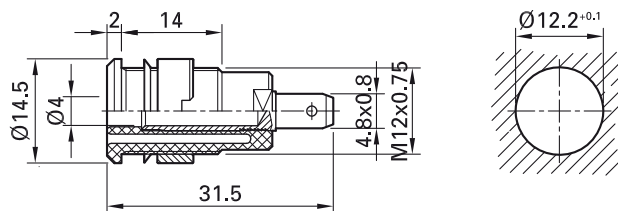
Tube spanners SS2, SS425, page 107

Panel-mount Socket SLB4-F...

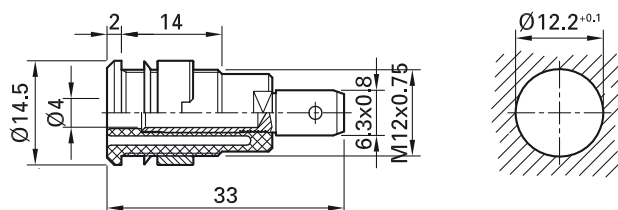
Insulated, rigid, Ø 4 mm, accepting spring-loaded Ø 4 mm plugs with rigid insulating sleeve. Machined brass. The socket

is screwed into pre-drilled panels of plastic, metal, etc. **Connection: Flat connecting tab.**

SLB4-F **SLB4-F/N-X**



SLB4-F6,3 **SLB4-F6,3/N-X**



Order No.	Type	Rated voltage/current	Connection		*Colors										
23.3000-*	SLB4-F	1000 V, CAT III / 24 A	Flat connecting tab 4.8 mm × 0.8 mm	Au c us	<table border="1"><tr><td>20</td><td>21</td><td>22</td><td>23</td><td>24</td></tr><tr><td>25</td><td>26</td><td>27</td><td>28</td><td>29</td></tr></table>	20	21	22	23	24	25	26	27	28	29
20	21	22	23	24											
25	26	27	28	29											
49.7044-*	SLB4-F/N-X	1000 V, CAT III / 24 A	Flat connecting tab 4.8 mm × 0.8 mm	Ni c us	<table border="1"><tr><td>20</td><td>21</td><td>22</td><td>23</td><td>24</td></tr><tr><td>25</td><td>26</td><td>27</td><td>28</td><td>29</td></tr></table>	20	21	22	23	24	25	26	27	28	29
20	21	22	23	24											
25	26	27	28	29											
23.3060-*	SLB4-F6,3	1000 V, CAT III / 32 A	Flat connecting tab 6.3 mm × 0.8 mm	Au c us	<table border="1"><tr><td>20</td><td>21</td><td>22</td><td>23</td><td>24</td></tr><tr><td>25</td><td>26</td><td>27</td><td>28</td><td>29</td></tr></table>	20	21	22	23	24	25	26	27	28	29
20	21	22	23	24											
25	26	27	28	29											
49.7046-*	SLB4-F6,3/N-X	1000 V, CAT III / 32 A	Flat connecting tab 6.3 mm × 0.8 mm	Ni c us	<table border="1"><tr><td>20</td><td>21</td><td>22</td><td>23</td><td>24</td></tr><tr><td>25</td><td>26</td><td>27</td><td>28</td><td>29</td></tr></table>	20	21	22	23	24	25	26	27	28	29
20	21	22	23	24											
25	26	27	28	29											

Supplied assembly material

Page 104	MUR/M12x0,75	Round nut, suitable for	SLB4-F, SLB4-F/N-X, SLB4-F6,3, SLB4-F6,3/N-X
Page 104	SSP4	Washer, suitable for	SLB4-F, SLB4-F6,3



Assembly instructions MA152
www.staubli.com/electrical



Flat connecting receptacles FSH..., page 107
Tube spanners SS2, SS425, page 107

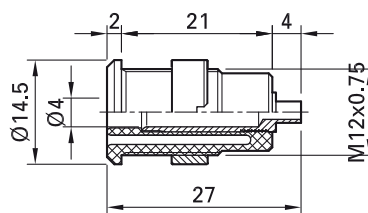

Panel-mount Socket SLB4-...

Insulated, rigid, Ø 4 mm, accepting spring-loaded Ø 4 mm plugs with rigid insulating sleeve. Machined brass. The socket

is screwed into pre-drilled panels of plastic, metal, etc.

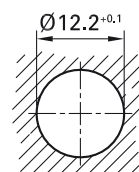
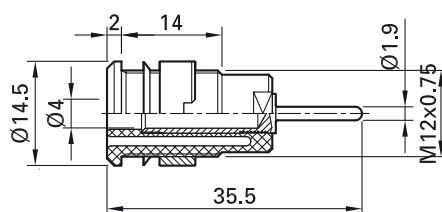

Connection: Various.



SLB4-E



SLB4-R

SLB4-R/N-X



Order No.	Type	Rated voltage/current	Connection		*Colors										
49.7049-*	SLB4-E	1000 V, CAT III / 24 A	Solder connection	Ni	<table border="1"> <tr> <td>20</td><td>21</td><td>22</td><td>23</td><td>24</td> </tr> <tr> <td>25</td><td>26</td><td>27</td><td>28</td><td>29</td> </tr> </table>	20	21	22	23	24	25	26	27	28	29
20	21	22	23	24											
25	26	27	28	29											
23.3010-*	SLB4-R	1000 V, CAT III / 24 A	Round connecting pin Ø 1.9 mm	Au c  US	<table border="1"> <tr> <td>20</td><td>21</td><td>22</td><td>23</td><td>24</td> </tr> <tr> <td>25</td><td>26</td><td>27</td><td>28</td><td>29</td> </tr> </table>	20	21	22	23	24	25	26	27	28	29
20	21	22	23	24											
25	26	27	28	29											
49.7048-*	SLB4-R/N-X	1000 V, CAT III / 24 A	Round connecting pin Ø 1.9 mm	Ni c  US	<table border="1"> <tr> <td>20</td><td>21</td><td>22</td><td>23</td><td>24</td> </tr> <tr> <td>25</td><td></td><td></td><td></td><td></td> </tr> </table>	20	21	22	23	24	25				
20	21	22	23	24											
25															

Supplied assembly material

Page 104	MUR/M12x0,75	Round nut for	SLB4-E, SLB4-R, SLB4-R/N-X
Page 104	SSP4	Washer	SLB4-R



Tube spanners SS2, SS425, page 107



Assembly instructions MA152

www.staubli.com/electrical

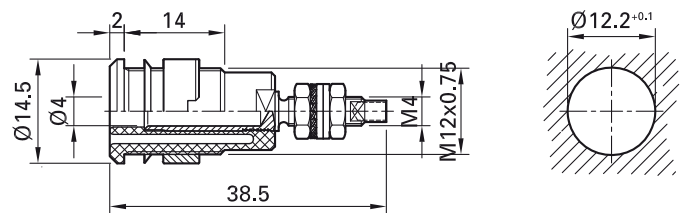

Panel-mount Socket SLB4-G...

Insulated, rigid, Ø 4 mm, accepting spring-loaded Ø 4 mm plugs with rigid insulating sleeve. Machined brass. The socket

is screwed into pre-drilled panels of plastic, metal, etc. **Connection: Threaded bolt M4 and soldering hole.**

SLB4-G

SLB4-G/N-X



Order No.	Type	Rated voltage/current		*Colors										
23.3020-*	SLB4-G	1000 V, CAT III / 32 A	Au c	<table border="1"> <tr> <td>20</td> <td>21</td> <td>22</td> <td>23</td> <td>24</td> </tr> <tr> <td>25</td> <td>26</td> <td>27</td> <td>28</td> <td>29</td> </tr> </table>	20	21	22	23	24	25	26	27	28	29
20	21	22	23	24										
25	26	27	28	29										
49.7043-*	SLB4-G/N-X	1000 V, CAT III / 32 A	Ni c	<table border="1"> <tr> <td>20</td> <td>21</td> <td>22</td> <td>23</td> <td>24</td> </tr> <tr> <td>25</td> <td>26</td> <td>27</td> <td>28</td> <td>29</td> </tr> </table>	20	21	22	23	24	25	26	27	28	29
20	21	22	23	24										
25	26	27	28	29										

Supplied assembly material

Page 103	MU0,8D/M4	2 hexagon nuts, suitable for	SLB4-G
Page 103	MU0,8D/M4N	2 hexagon nuts, suitable for	SLB4-G/N-X
Page 104	MUR/M12x0,75	Round nut, suitable for	SLB4-G, SLB4-G/N-X
Page 104	SSP4	Washer, suitable for	SLB4-G
Page 104	U/M4	2 washers, suitable for	SLB4-G
Page 105	FS/M4	Spring washer, suitable for	SLB4-G



Tube spanners SS2, SS425, page 107



Assembly instructions MA152

www.staubli.com/electrical

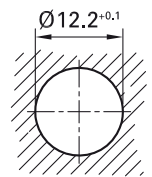
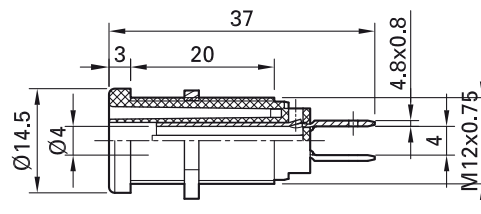
Panel-mount Socket XEB-1...

Insulated, rigid, Ø 4 mm, accepting spring-loaded Ø 4 mm plugs with rigid insulating sleeve. Brass sheet. The socket consists of two insulated, semi-circular

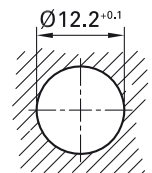
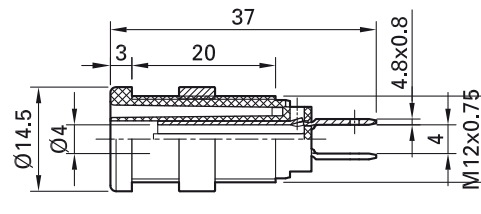
contacts, which are connected to each other when a plug is inserted (switch function). The socket is screwed into pre-drilled panels of plastic, metal, etc.

Connection: 2 × Flat connecting tab 4.8 mm × 0.8 mm.

XEB-1R



XEB-1RR



Order No.	Type	Rated voltage/current	Connection		*Colors ¹⁾
66.9131-*	XEB-1R	1000 V, CAT IV / 20 A	2 × Flat connecting tab 4,8 mm × 0,8 mm	Ni c us	20 21 22 23 24 25 26
66.9850-*	XEB-1RR	1000 V, CAT IV / 20 A	2 × Flat connecting tab 4,8 mm × 0,8 mm	Ni c us	21 22 23

Supplied assembly material

Page 103	GEW.12-MUTTER	Hexagon nut for XEB-1R
Page 104	MUR/M12x0,75	Round nut for XEB-1RR

¹⁾ Other colors available on request.



**Flat connecting receptacles FSH4,8x0,8,
page 107**

Tube spanners SS2, SS425, page 107



Assembly instructions MAH506, MAH509

www.staubli.com/electrical

Panel-mount Socket XE...-1...

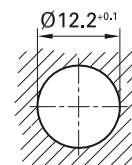
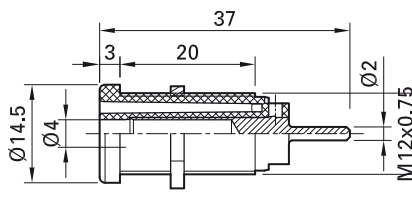
Insulated, rigid, Ø 4 mm, accepting spring-loaded Ø 4 mm plugs with rigid

id insulating sleeve. Machined brass. The sockets are screwed into pre-

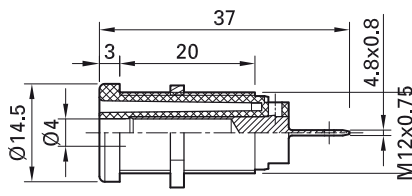
drilled panels of plastic, metal, etc.

Various metal parts/connections.

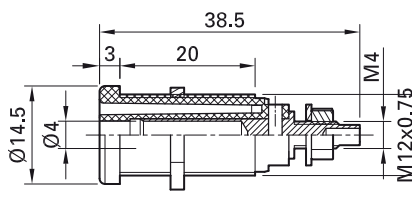
XES-1R



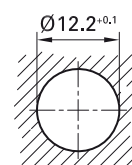
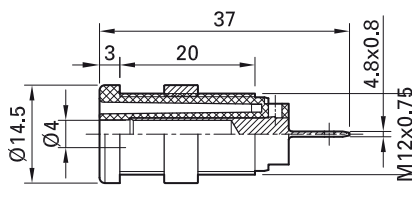
XEF-1R



XEG-1R



XEF-1RR



Order No.	Type	Rated voltage/current	Connection		*Colors ¹⁾
66.9661-*	XES-1R	1000 V, CAT IV / 24 A	Solder pin Ø 2,0 mm	Ni c	21 22 23
66.9665-*	XEF-1R	1000 V, CAT IV / 24 A	Flat connecting tab 4.8 mm x 0.8 mm	Ni c	20 21 22 23 24
66.9136-*	XEG-1R	1000 V, CAT IV / 20 A	Threaded bolt M4	Ni c	20 21 22 23
66.9854-*	XEF-1RR	1000 V, CAT IV / 24 A	Flat connecting tab 4.8 mm x 0.8 mm	Ni c	21 22 23

Supplied assembly material

Page 103	GEW.12-MUTTER	Hexagon nut for	XES-1R, XEF-1R, XEG-1R
Page 104	MUR/M12x0,75	Round nut for	XEF-1RR



Assembly instructions MAH506, MAH509

www.staubli.com/electrical



Flat connecting receptacles FSH4,8x0,8, page 107

Tube spanners SS2, SS425, page 107

¹⁾ Other colors available on request.

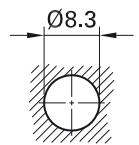
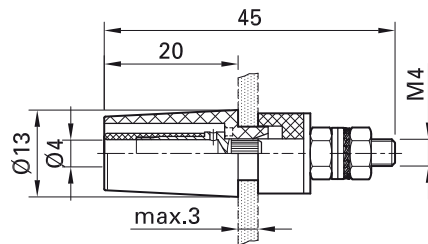
Mounting Socket SAB4-G...

Insulated, rigid, Ø 4 mm, accepting spring-loaded Ø 4 mm plugs with rigid insulating sleeve. Machined brass. The socket

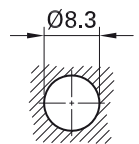
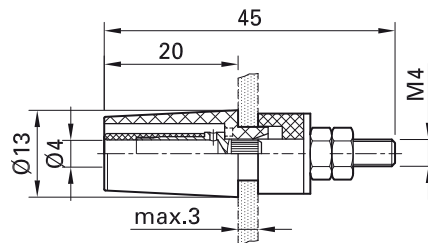
is surface-mounted in pre-drilled panels of plastic, metal, etc.

Connection: Threaded bolt M4.

SAB4-G



SAB4-G/N-X



Order No.	Type	Rated voltage/current		*Colors										
23.3050-*	SAB4-G	600 V, CAT II / 32 A	Au c US	<table border="1"> <tr> <td>20</td> <td>21</td> <td>22</td> <td>23</td> <td>24</td> </tr> <tr> <td>25</td> <td>26</td> <td>27</td> <td>28</td> <td>29</td> </tr> </table>	20	21	22	23	24	25	26	27	28	29
20	21	22	23	24										
25	26	27	28	29										
49.7042-*	SAB4-G/N-X	600 V, CAT II / 32 A	Ni	<table border="1"> <tr> <td>20</td> <td>21</td> <td>22</td> <td>23</td> <td>24</td> </tr> <tr> <td>25</td> <td>26</td> <td>27</td> <td>28</td> <td>29</td> </tr> </table>	20	21	22	23	24	25	26	27	28	29
20	21	22	23	24										
25	26	27	28	29										

Supplied assembly material

Page 103	MU0,8D/M4	2 hexagon nuts for	SAB4-G
Page 103	MU0,8D/M4N	2 hexagon nuts for	SAB4-G/N-X
Page 104	U/M4	2 washers for	SAB4-G
Page 104	U/4,3x12	Washer for	SAB4-G, SAB4-G/N-X
Page 105	FS/M4	Spring washer	SAB4-G
Page 106	ID-SAB4-G	Spacer sleeve for	SAB4-G, SAB4-G/N-X



Tube spanner SS2, page 107



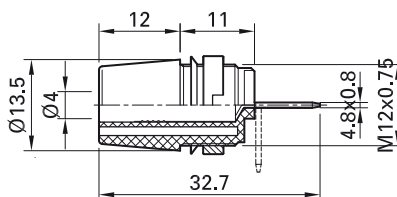
Assembly instructions MA153

www.staubli.com/electrical

Mounting Socket SAB4-F/A

Insulated, rigid, Ø 4 mm, accepting spring-loaded Ø 4 mm plugs with rigid insulating sleeve. Brass sheet. The socket is surface-mounted in pre-drilled panels of plastic,

metal, etc. **Flat connecting tab 4.8 mm x 0.8 mm**, can be bent to 90°, once only.



Order No.	Type	Rated voltage/current		*Colors										
23.3110-*	SAB4-F/A	1000 V, CAT II / 20 A	Ni c us	<table border="1"> <tr> <td>20</td> <td>21</td> <td>22</td> <td>23</td> <td>24</td> </tr> <tr> <td>25</td> <td></td> <td></td> <td></td> <td></td> </tr> </table>	20	21	22	23	24	25				
20	21	22	23	24										
25														

Supplied assembly material

Page 104	MUR-S/M12x0,75	Round nut
Page 104	SSP4	Washer



Flat connecting receptacle FSH4,8x0,8,
page 107

Tube spanners SS2, SS425, page 107



Assembly instructions MA152

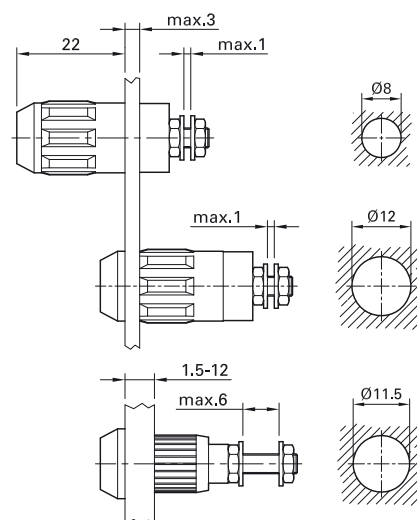
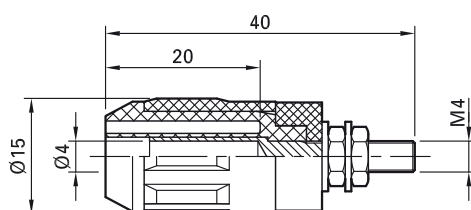
www.staubli.com/electrical

Universal Socket XUB-G

Insulated, rigid, Ø 4 mm, accepting spring-loaded Ø 4 mm plugs with rigid insulating sleeve. Machined brass. The socket is surface-mounted, assembled flush, or

pressed into pre-drilled panels of plastic, metal, etc. **Connection: Threaded bolt M4.**

Optional: Protective cap SD-XUB to cover up unplugged, unused sockets (Protection degree IP67).



Order No.	Type	Rated voltage/current		*Colors ¹⁾										
66.9684-*	XUB-G	600 V ²⁾ , CAT II / 20 A 1000 V ³⁾ , CAT II / 20 A	Ni c us	<table border="1"> <tr> <td>20</td> <td>21</td> <td>22</td> <td>23</td> <td>24</td> </tr> <tr> <td>25</td> <td>29</td> <td></td> <td></td> <td></td> </tr> </table>	20	21	22	23	24	25	29			
20	21	22	23	24										
25	29													

¹⁾ Other colors available on request.

²⁾ Surface-mounted

³⁾ Assembled flush or pressed in



Protective cap SD-XUB, page 105

Press-in tool MB4-S, page 108



Assembly instructions MAH507

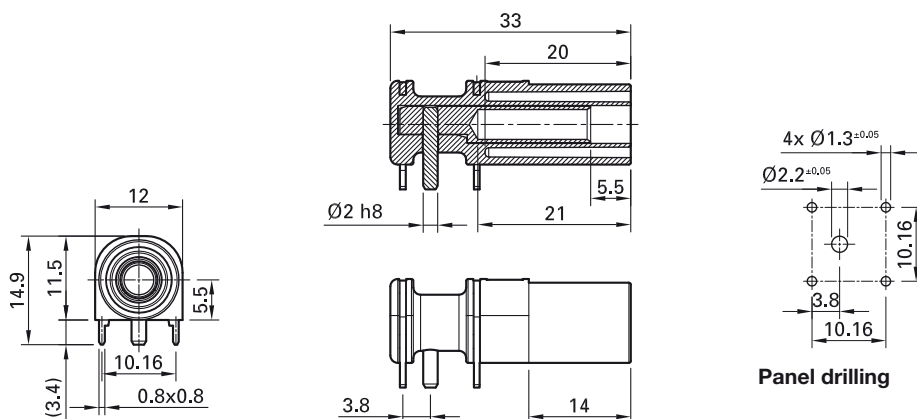

www.staubli.com/electrical

Angled Socket XELW-4

For mounting on printed circuit boards, touch-protected according to IEC/EN 61010-1. The socket is directly soldered onto printed circuit boards.

The right-angled configuration minimizes the force transmitted to the printed circuit board through the plugged-in test lead. Right-angled Ø 4 mm rigid socket accept-

ing spring-loaded Ø 4 mm plugs with rigid insulating sleeve. Machined brass. **Connection: Ø 2 mm round pin and contacts for mounting on printed circuit boards.**



Order No.	Type	Rated voltage/current		*Colors
66.9040-*	XELW-4	1000 V, CAT III / 24 A 600 V, CAT IV / 24 A	Au c us	21 22 23



Assembly instructions MAH561

www.staubli.com/electrical

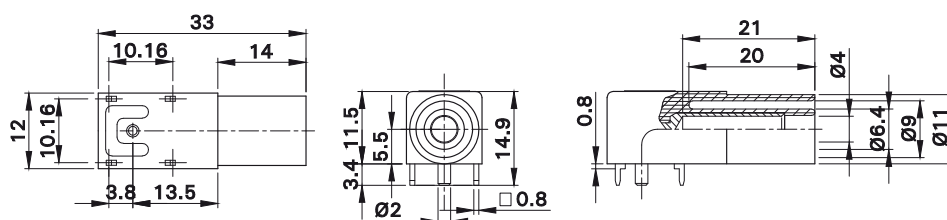

Angled Socket SLB4-I/90

Insulated, right-angled Ø 4 mm rigid socket accepting spring-loaded Ø 4 mm plugs with

rigid insulating sleeve. Machined brass.

Connection: Ø 2 mm round pin and con-

tacts for mounting on printed circuit boards.



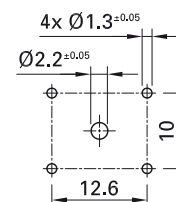
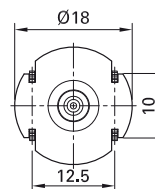
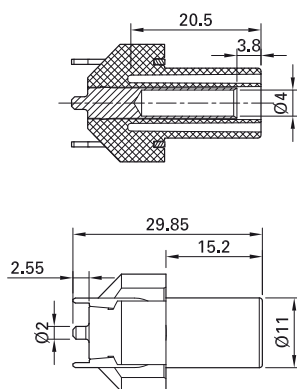
Order No.	Type	Rated voltage/current		*Colors
23.3200-*	SLB4-I/90	1000 V, CAT III / 24 A	Au	21 22

In-line Socket XELA-4

For mounting on vertical printed circuit boards, touch-protected and insulated according to IEC/EN61010-1. The socket is directly soldered

onto printed circuit boards. Fixed \varnothing 4 mm socket, to fit spring-loaded \varnothing 4 mm plugs with rigid insulating sleeve. Machined brass.

Connection: \varnothing 2 mm round pin and contacts for mounting on printed circuit boards.



Panel drilling

Order No.	Type	Rated voltage/current		*Colors
66.9032-*	XELA-4	1000 V, CAT III / 24 A 600 V, CAT IV / 24 A	Au	21 22



Assembly instructions MAH565

www.staubli.com/electrical

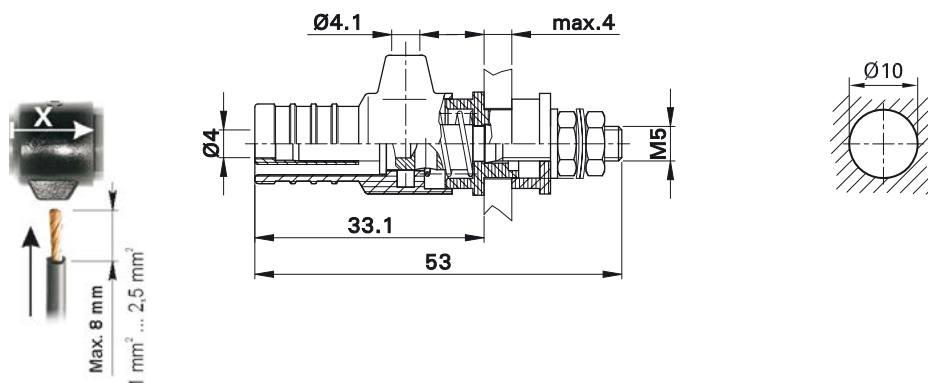
Ø 4 mm Binding Posts

Binding Post SPK4

Insulated, with Ø 4 mm rigid socket accepting spring-loaded Ø 4 mm plugs with rigid insulating sleeve. Ø 3.2 mm cross hole for quick wire connection. Brass. The binding

post is screwed into pre-drilled panels of plastic, metal, etc.

Connection: Threaded bolt M5.



Order No.	Type	Rated voltage/current		*Colors
23.0410-*	SPK4	600 V, CAT II / 32 A	Au	21 22



Assembly instructions MA153

www.staubli.com/electrical

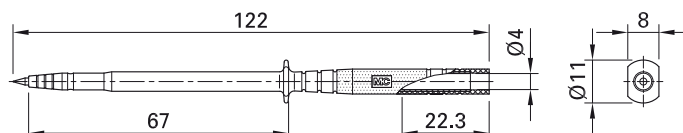
Ø 4 mm Test Probes

Test Probe SPP4-S

Test probe with tapered, stainless steel rigid needle and with handle guard chamfered on

both sides. Ø 4 mm rigid socket in handle accepting spring-loaded Ø 4 mm plugs with

rigid insulating sleeve. Supplied with protective cap.



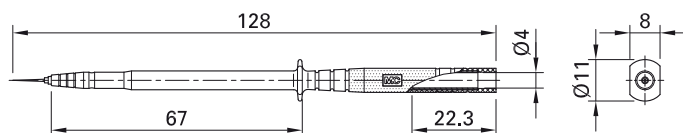
Order No.	Type	Rated voltage/current		*Colors
24.0235-*	SPP4-S	1000 V, CAT III / 1 A	CE	21 22

Test Probe SPP4-S/F

Spring-loaded stainless steel needle which reacts resiliently under light pressure. Specially suited for sensitive printed circuits.

Test probe with handle guard chamfered on both sides. Ø 4 mm rigid socket in handle accepting spring-loaded Ø 4 mm plugs with

rigid insulating sleeve. Supplied with protective cap.



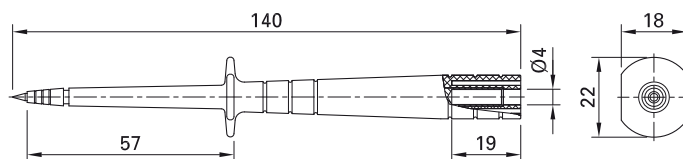
Order No.	Type	Rated voltage/current		*Colors
24.0238-*	SPP4-S/F	1000 V, CAT II / 1 A	CE	21 22

Test Probe SPP4

Test probe with tapered, stainless steel rigid needle. Handle guard chamfered on both

sides. Ø 4 mm rigid socket in handle accepting spring-loaded Ø 4 mm plugs with

rigid insulating sleeve. Supplied with protective cap.



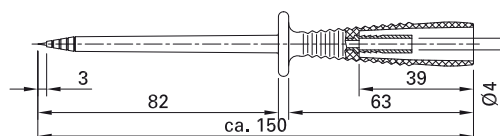
Order No.	Type	Rated voltage/current		*Colors
24.0231-*	SPP4	1000 V, CAT III / 1 A 600 V, CAT IV / 1 A	CE	21 22

Test Probe HP-150/A

With sharply pointed stainless steel tip, e.g. for piercing insulation and paint. Ø 4 mm rigid socket in handle accepting spring-loaded

Ø 4 mm plugs with rigid insulating sleeve. For increased safety the Ø 4 mm rigid socket of HP-150/A is sunk into the handle, ac-

cepting in-line Ø 4 mm plugs. Supplied with protective cap.



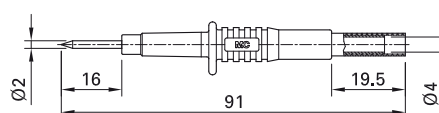
Order No.	Type	Rated voltage/current		*Colors ¹⁾
66.9113-*	HP-150/A	1000 V, CAT III / 1 A 600 V, CAT IV / 1 A	CE c UL US	21 22

Test Probe XPP-80/2-16

Polished Ø 2 mm stainless steel tips. Handle guard flattened on one side to prevent rolling. Also allows for close side-by-side

plugging of probes. Ø 4 mm rigid socket in insulator accepting spring-loaded Ø 4 mm

plugs with rigid insulating sleeve. Supplied with protective cap.



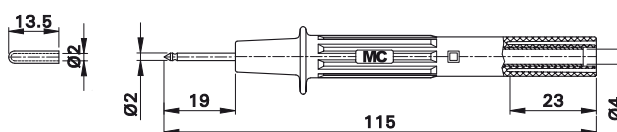
Order No.	Type	Rated voltage/current		*Colors ¹⁾
66.9640-*	XPP-80/2-16	1000 V, CAT II / 10 A	CE c UL US	21 22

Test Probe PP-115/2

Polished Ø 2 mm stainless steel tip. Handle guard flattened on one side to prevent rolling. Also allows for close side-by-side

plugging of probes. Ø 4 mm rigid socket in insulator accepting spring-loaded Ø 4 mm

plugs with rigid insulating sleeve. Supplied with protective cap.



Order No.	Type	Rated voltage/current		*Colors
66.9115-*	PP-115/2	1000 V, CAT II / 10 A	CE c UL US	21 22 23

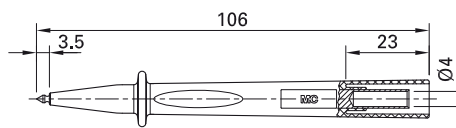
¹⁾ Other colors available on request.

Test Probe BT400

Ø 2 mm, made of Monel®. Ø 4 mm rigid socket in insulator accepting spring-loaded

Ø 4 mm plugs with rigid insulating sleeve.

Monel® is a registered trademark of Special Metals Corporation.

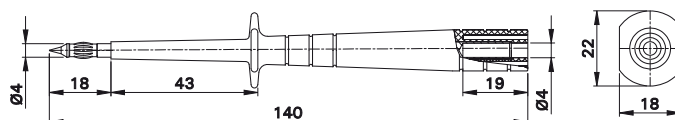


Order No.	Type	Rated voltage/current		*Colors ¹⁾
66.9390-*	BT400	1000 V, CAT IV / 1 A	CE c UL US	21 22 23

Test Probe SPP4-L

Ø 4 mm, with spring-loaded MULTILAM. Handle guard chamfered on both sides. Ø 4 mm rigid socket in handle accepting

spring-loaded Ø 4 mm plugs with rigid insulating sleeve. Supplied with protective cap.



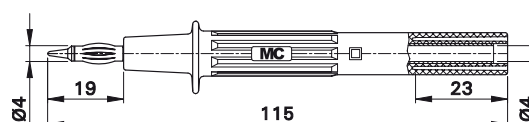
Order No.	Type	Rated voltage/current		*Colors
24.0232-*	SPP4-L	1000 V, CAT II / 32 A	CE	21 22 23

Test Probe PP-115/4

Ø 4 mm, with spring-loaded MULTILAM. Handle guard flattened on one side to prevent rolling. Also allows for close side-

by-side plugging of probes. Ø 4 mm rigid socket in insulator accepting spring-loaded

Ø 4 mm plugs with rigid insulating sleeve. Supplied with protective cap.



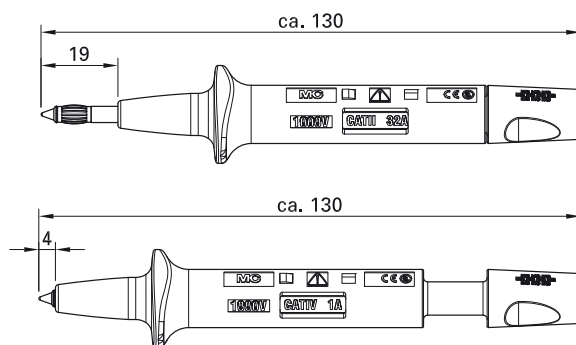
Order No.	Type	Rated voltage/current		*Colors
66.9112-*	PP-115/4	1000 V, CAT II / 32 A	CE c UL US	21 22 23 24

¹⁾ Other colors available on request.

Test Probe XSAP-4

Ø 4 mm, with spring-loaded MULTILAM, adjustable for use in different measurement categories. Fixed Ø 4 mm socket in insulator,

to fit spring-loaded Ø 4 mm plug with rigid insulating sleeve.



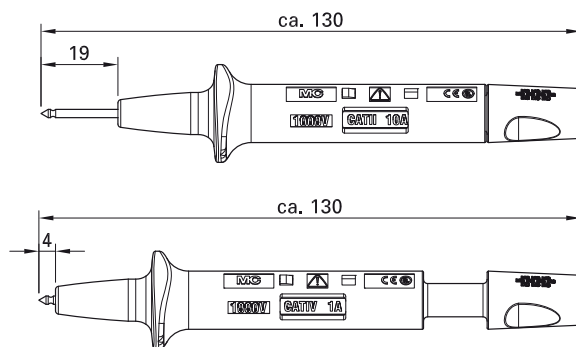
Order No.	Type	Rated voltage/current		*Colors
66.9313-*	XSAP-4	1000 V, CAT II / 32 A 1000 V, CAT IV / 1 A	Ni CE cUL US	21 22 23

Test Probe XSAP-2R

Ø 2 mm, made of Monel®, adjustable for use in different measurement categories. Fixed Ø 4 mm socket in insulator, to fit

spring-loaded Ø 4 mm plug with rigid insulating sleeve.

Monel® is a registered trademark of Special Metals Corporation.



Order No.	Type	Rated voltage/current		*Colors
66.9330-*	XSAP-2R	1000 V, CAT II / 10 A 1000 V, CAT IV / 1 A	CE	21 22 23



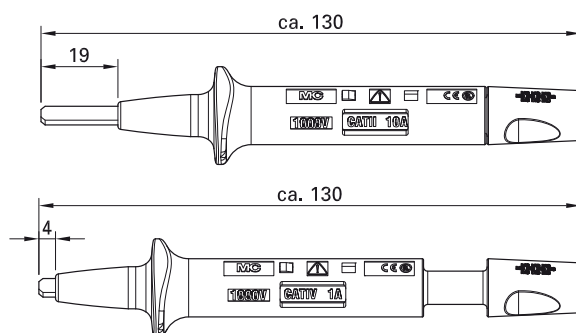
Rating sheet RZ106

www.staubli.com/electrical

Test Probe XSAP-2F

Test probe with flat tip 1,6 mm × 5 mm, made of nickel-plated brass, for contact to US power sockets, etc., adjustable for use in different measurement categories. Fixed

Ø 4 mm socket in insulator, to fit spring-loaded
Ø 4 mm plug with rigid insulating sleeve.



Order No.	Type	Rated voltage/current		*Colors
66.9332-*	XSAP-2F	1000 V, CAT II / 10 A 1000 V, CAT IV / 1 A	Ni CE	21 22 23



Rating sheet RZ106

www.staubli.com/electrical

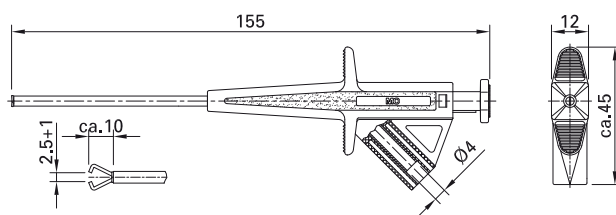
Ø 4 mm Test Clips

Test Clip SKPS-4

With flexible shaft and spring wire grabber (stainless steel) for a good contact to pins and wires in inaccessible places. Especially suitable for measuring voltages. The shaft is

silicone insulated and guarantees good heat resistance and flexibility even at low temperatures. Ø 4 mm rigid socket in handle

accepting spring-loaded Ø 4 mm plugs with rigid insulating sleeve.



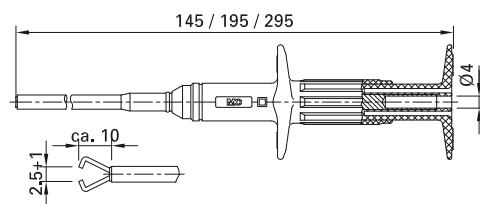
Order No.	Type	Rated voltage/current		*Colors ¹⁾
24.0224-*	SKPS-4	1000 V, CAT III / 4 A	CE c UL US	21 22 23

Test Clip GRIP-B...

With flexible shaft and spring wire grabber (stainless steel) for a good contact to pins and wires in inaccessible places. Especially suitable for measuring voltages. The shaft

is silicone insulated and guarantees good heat resistance and flexibility even at low temperatures. Ø 4 mm rigid socket in handle accepting spring-loaded Ø 4 mm plugs

with rigid insulating sleeve. Versions with different shaft lengths are available.



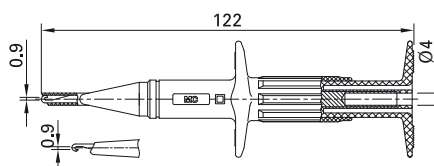
Order No.	Type	Rated voltage/current	Length of shaft / clip		*Colors ¹⁾
66.9120-*	GRIP-B/50	1000 V, CAT III / 1 A	50 mm / 145 mm	CE c UL US	21 22 23
66.9117-*	GRIP-B/100	1000 V, CAT III / 1 A	100 mm / 195 mm	CE c UL US	21 22 23
66.9118-*	GRIP-B/200	1000 V, CAT III / 1 A	200 mm / 295 mm	CE c UL US	21 22 23

¹⁾ Other colors available on request.

Test Clip GRIP-A

With rigid hook clip made of steel for hooking onto wires. Ø 4 mm rigid socket in handle

accepting spring-loaded Ø 4 mm plugs with rigid insulating sleeve.



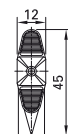
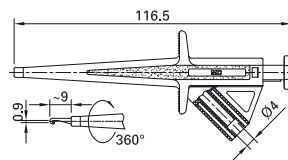
Order No.	Type	Rated voltage/current		*Colors
66.9116-*	GRIP-A	1000 V, CAT III / 3 A	CE c UL us	21 22 23

Test Clip SKPS-4/A

With rigid hook clip made of steel for hooking onto wires. Rotatable through

360° around the longitudinal axis of the test probe. Ø 4 mm rigid socket in handle

accepting spring-loaded Ø 4 mm plugs with rigid insulating sleeve.



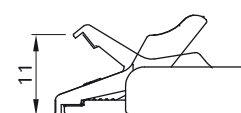
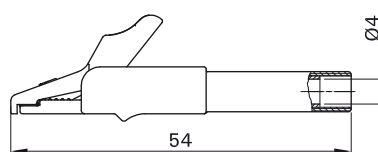
Order No.	Type	Rated voltage/current		*Colors ¹⁾
66.9416-*	SKPS-4/A	1000 V, CAT III / 4 A	Ni CE c UL us	21 22 23

Crocodile Clip SAGK4-K

Small, slim, made of brass with all-round insulation. Toothed jaws for wide grip with

surface for fine wire. Ø 4 mm rigid socket in insulator accepting spring-loaded Ø 4 mm

plugs with rigid insulating sleeve.



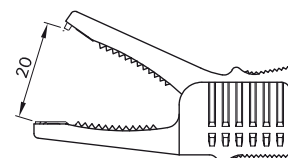
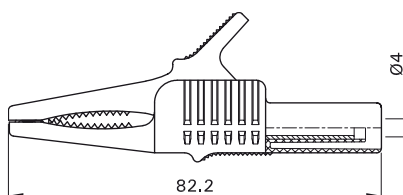
Order No.	Type	Rated voltage/current		*Colors
24.0157-*	SAGK4-K	300 V, CAT II / 15 A	Ni CE	21 22 23

¹⁾ Other colors available on request.

Crocodile Clip XKK-1001

Made of brass with all-round insulation. Toothed jaws for wide grip with surface for fine wire. Ø 4 mm rigid socket in insulator

accepting spring-loaded Ø 4 mm plugs with rigid insulating sleeve.

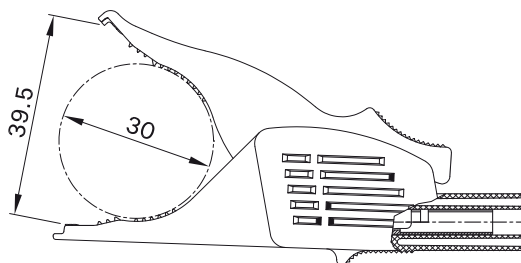
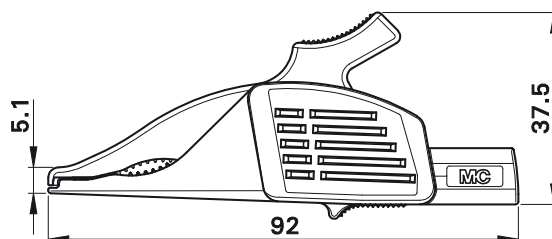


Order No.	Type	Rated voltage/current		*Colors										
66.9755-*	XKK-1001	1000 V, CAT II / 32 A	Ni CE c UL US	<table border="1"> <tr> <td>20</td> <td>21</td> <td>22</td> <td>23</td> <td>24</td> </tr> <tr> <td>25</td> <td>26</td> <td>27</td> <td>29</td> <td></td> </tr> </table>	20	21	22	23	24	25	26	27	29	
20	21	22	23	24										
25	26	27	29											

Dolphin Clip XDK-1033

Made of brass with all-round insulation. Toothed jaws for wide grip with surface for fine wire. Ø 4 mm rigid socket in insulator

accepting spring-loaded Ø 4 mm plugs with rigid insulating sleeve.

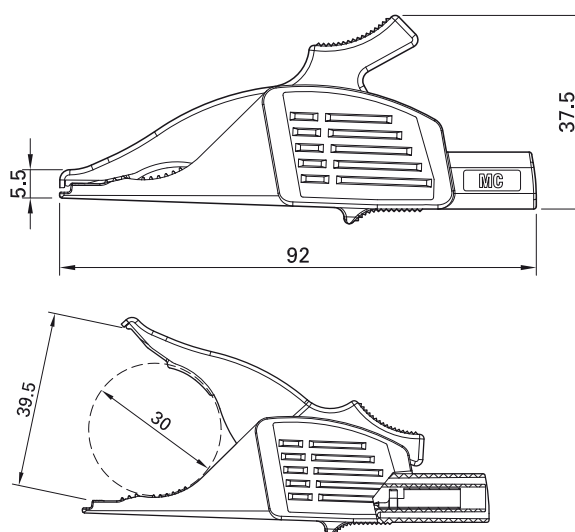


Order No.	Type	Rated voltage/current		*Colors										
66.9575-*	XDK-1033	1000 V, CAT III / 32 A	Ni CE c UL US	<table border="1"> <tr> <td>20</td> <td>21</td> <td>22</td> <td>23</td> <td>24</td> </tr> <tr> <td>25</td> <td>26</td> <td>27</td> <td>29</td> <td></td> </tr> </table>	20	21	22	23	24	25	26	27	29	
20	21	22	23	24										
25	26	27	29											

Dolphin Clip XDK-1033/I-2

With all-round insulation. The upper jaw is non-conductive to prevent accidental short-circuits on contact with the mouth open. This development of our established dolphin clip features a soft TPE inlay in the top jaw, facilitating an especially strong

adhesion grip. The insulation in this version also allows it to be used in the measurement category CAT IV.



Order No.	Type	Rated voltage/current		*Colors										
66.9561-*	XDK-1033/I-2	1000 V, CAT III / 19 A 600 V, CAT IV / 19 A	Ni CE c UL US	<table border="1"> <tr> <td>20</td> <td>21</td> <td>22</td> <td>23</td> <td>24</td> </tr> <tr> <td>25</td> <td>26</td> <td>27</td> <td>29</td> <td></td> </tr> </table>	20	21	22	23	24	25	26	27	29	
20	21	22	23	24										
25	26	27	29											

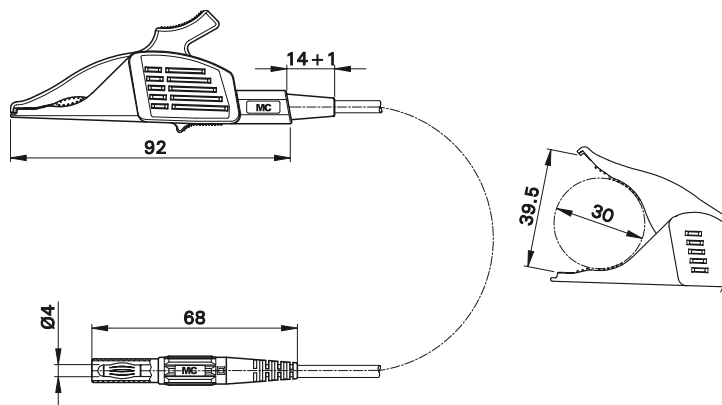


The varied grip options for our dolphin clips.

Test Clip Lead XDLS-418

Highly flexible. One end with dolphin clip with all-round insulation, toothed jaws for wide grip and surface for fine wire. The other

end with Ø 4 mm MULTILAM plug with rigid insulating sleeve.

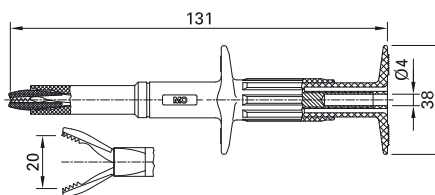



Order No.	Type	Rated voltage/current	Lead		Lead length [cm]	*Colors
66.9531-150*	XDLS-418	1000 V, CAT III / 32 A	PVC 2,5 mm ²	Ni CE	150	20 21 22 23 24 25

Test Clip GRIP-CI

With steel jaws especially for connections to ground rails and thick cables. For increased safety when making connections, the jaws

are insulated on the outside. Ø 4 mm rigid socket in handle accepting spring-loaded Ø 4 mm plugs with rigid insulating sleeve.



Order No.	Type	Rated voltage/current			*Colors ¹⁾
66.9121-*	GRIP-CI	1000 V, CAT III / 16 A		Ni CE c UL US	20 21 22 23 24 25

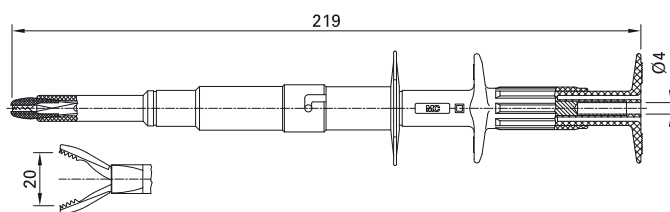
¹⁾ Other colors available on request.

Test Clip GRIP-DI

With steel jaws especially for connections to ground rails and thick cables. For increased safety when making connections, the jaws are insulated on the outside. Ø 4 mm rigid socket in handle accepting spring-loaded

Ø 4 mm plugs with rigid insulating sleeve. Transparent fuse holder sleeve to accept a high-rating fuse 10 mm x 38 mm.

The fuse is not supplied.



Order No.	Type	Rated voltage/current		*Colors
66.9266-*	GRIP-DI	1000 V, CAT III / max. 16 A ¹⁾	Ni CE c UL ²⁾ US	21 22 23 24 25 26



¹⁾ Depends on the fuse used.

²⁾ Only if used with UL approved fuses.



High breaking capacity fuse: page 110



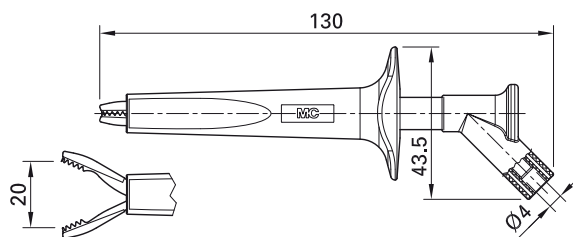
Rating sheet RZ068

www.staubli.com/electrical


Test Clip AB200

With steel jaws especially for connections to ground rails and thick cables. For increased safety when making contacts, the jaws

are insulated on the outside. Ø 4 mm rigid socket in handle accepting spring-loaded Ø 4 mm plugs with rigid insulating sleeve.



Order No.	Type	Rated voltage/current		*Colors ¹⁾
66.9474-*	AB200	1000 V, CAT IV / 16 A	Ni CE c UL US	21 22 23



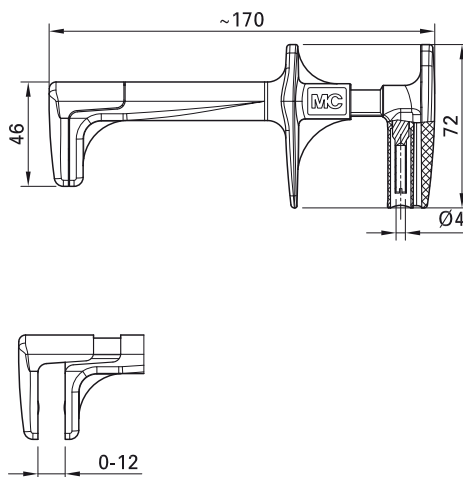
¹⁾ Other colors available on request.

Flat Test Clip GRIP-FMA

For fast and safe contacting on busbars, for example for the synchronization for stand-by power units. Powerful contacting on the

front and rear of the busbars by means of our established MULTILAM. Fixed Ø 4 mm socket in the pressure grip handle section,

to fit spring-loaded Ø 4 mm plugs with rigid insulating sleeve.

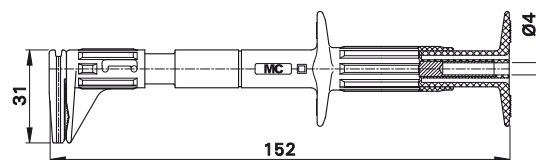
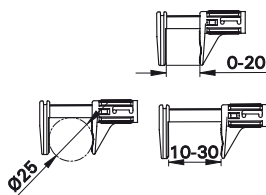


Order No.	Type	Rated voltage/current		Color
66.9435-21	GRIP-FMA	1000 V, CAT IV / 32 A	CE	21

Flat Test Clip GRIP-F

For making quick, secure contact during voltage measurements. With adjustable stop. Ø 4 mm rigid socket in handle accept-

ing spring-loaded Ø 4 mm plugs with rigid insulating sleeve.



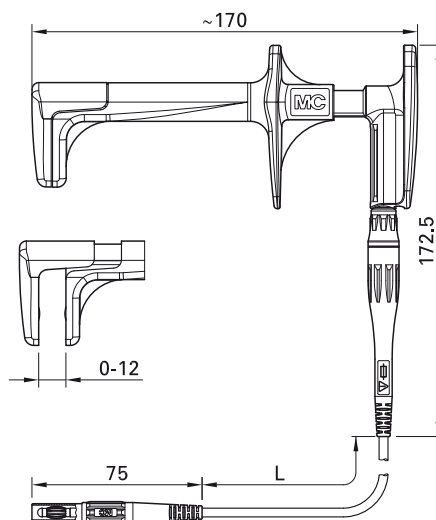
Order No.	Type	Rated voltage/current		*Colors
66.9829-*	GRIP-F	600 V, CAT III / 5 A	Ni CE c UL US	21 22 23 24 25 26

Fused Test Clip Lead GRIP-FMA/XSM...-419

Highly flexible, with insulation in PVC or silicone, on one end with a flat test clip for quick and safe contacting, on the other end an in-line Ø 4 mm MULTILAM plug with rigid insulation sleeve.

The two-part screw connector accepts a high breaking capacity fuse measuring 6.3 x 32 mm.

The fuse is not supplied, see page 110.



Order No.	Type	Rated voltage/current	Lead		Lead lengths L [cm]	Color
66.9429-15021	GRIP-FMA/XSMF-419	1000 V, CAT IV / max. 8 A ¹⁾	PVC 1,0 mm ²	CE	150	21
66.9430-15021	GRIP-FMA/XSMS-419	1000 V, CAT IV / max. 8 A ¹⁾	SIL 1,0 mm ²	CE	150	21

¹⁾ Depends on the fuse used.



High Breaking Capacity Fuses: page 110



Rating sheet RZ111

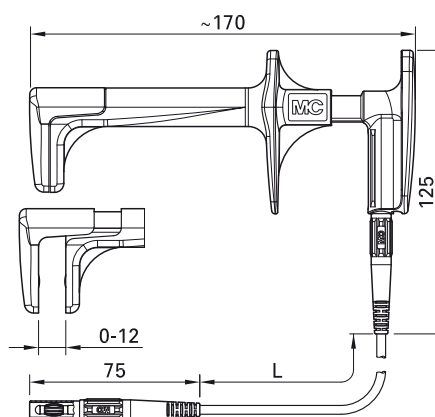
www.staubli.com/electrical



Test Clip Lead GRIP-FMA/XM...-419

Highly flexible, with insulation in PVC or silicone, on one end with a flat test clip for quick and safe contacting, on the other end

an in-line Ø 4 mm MULTILAM plug with rigid insulation sleeve.



Order No.	Type	Rated voltage/current	Lead		Lead lengths L [cm]	Color
66.9377-15021	GRIP-FMA/XMF-419	1000 V, CAT IV / 32 A	PVC 2,5 mm ²	CE	150	21
66.9378-15021	GRIP-FMA/XMS-419	1000 V, CAT IV / 32 A	SIL 2,5 mm ²	CE	150	21

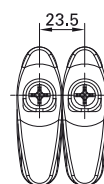
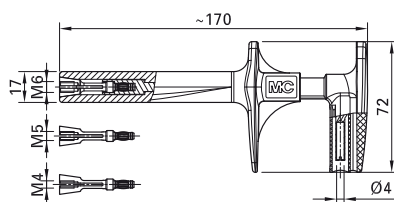
Single-collet Plier GRIP-ESZ...

For fast and safe contacting to M4, M5, or M6 threaded bolts, for example on motor connections (contact depth 3 to 6 mm). Fixed Ø 4 mm socket in the pressure section,

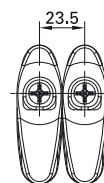
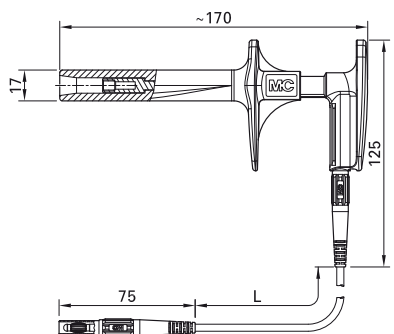
to fit spring-loaded Ø 4 mm plugs with rigid insulating sleeve or as a lead outlet with in-line Ø 4 mm MULTILAM plug and rigid insulating sleeve. Thread inserts are replaceable

and available separately. The current depends on the thread insert.

GRIP-ESZ...



GRIP-ESZ/XM...-419



Rating sheet RZ112

www.staubli.com/electrical

Order No.	Type	Rated voltage/current	Plier insert	Thread	Lead lengths L [cm]		Color
66.9446-21	GRIP-ESZ4	1000 V, CAT IV / 20 A	Z4	M4	–	CE	21
66.9447-21	GRIP-ESZ5	1000 V, CAT IV / 30 A	Z5	M5	–	CE	21
66.9448-21	GRIP-ESZ6	1000 V, CAT IV / 32 A	Z6	M6	–	CE	21
66.9445-21	GRIP-ESZ	1000 V, CAT IV / max. 32 A	without	–	–	CE	21
66.9436-15021	GRIP-ESZ/XMF-419	1000 V, CAT IV / max. 32 A	without	–	150	PVC CE	21
66.9437-15021	GRIP-ESZ/XMS-419	1000 V, CAT IV / max. 32 A	without	–	150	SIL CE	21

Individual parts

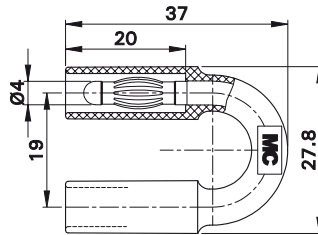


10.0804	Z4	20 A	Plier insert	M4
10.0805	Z5	30 A	Plier insert	M5
10.0806	Z6	32 A	Plier insert	M6
10.0807	ESZ-WZ	–	Cross-slotted screwdriver	

Ø 4 mm Connecting Plugs and Sockets

Connecting Plug SKS4-19L

Insulated, Ø 4 mm, made of brass. Plugs with spring-loaded MULTILAM and rigid insulating sleeves.



Order No.	Type	Rated voltage/current	Plug spacing		Color
24.0023-21	SKS4-19L	1000 V, CAT II / 32 A	19 mm	Au CE	21

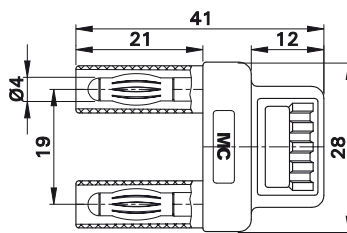


Rating sheet RZ006

www.staubli.com/electrical

Connecting Plug XVB-4/19

Insulated Ø 4 mm, made of brass. Plugs with spring-loaded MULTILAM and rigid insulating sleeves. With insulated grip.



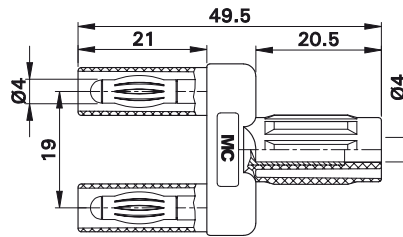

Order No.	Type	Rated voltage/current	Plug spacing		*Colors
66.9171-*	XVB-4/19	1000 V, CAT II / 32 A	19 mm	Ni CE	21 22 23

Connecting Plug XVBB-4/19

Insulated, Ø 4 mm, made of brass. Plugs with spring-loaded MULTILAM and rigid

insulating sleeves. Insulated grip with integrated Ø 4 mm rigid socket accepting

spring-loaded Ø 4 mm plugs with rigid insulating sleeve.

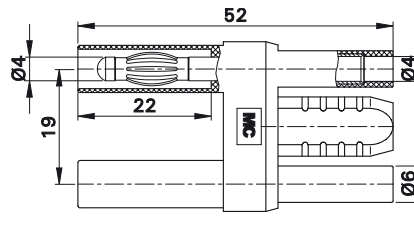


Order No.	Type	Rated voltage/current	Plug spacing		*Colors
66.9172-*	XVBB-4/19	1000 V, CAT II / 32 A	19 mm	Ni CE	21 22 23

Connecting Plug SKS4-19L/1

Insulated, Ø 4 mm, made of brass. Plugs with spring-loaded MULTILAM and rigid insulating sleeves. With insulated grip and

with two in-line Ø 4 mm rigid sockets accepting spring-loaded Ø 4 mm plugs with rigid insulating sleeve.



Order No.	Type	Rated voltage/current	Plug spacing		Color
24.0028-21	SKS4-19L/1	1000 V, CAT II / 32 A	19 mm	Ni CE	21



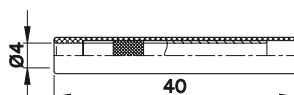
Rating sheet RZ006

www.staubli.com/electrical



Lead Coupler KK4/4

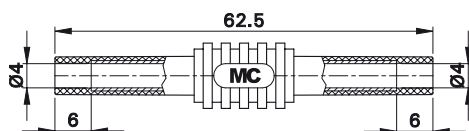
Insulated, made of brass. Both ends suitable for accepting spring-loaded Ø 4 mm plugs with rigid insulating sleeve.



Order No.	Type	Rated voltage/current		*Colors
24.0142-*	KK4/4	1000 V, CAT II / 32 A	Au CE	21 22 23 24

Lead Coupler XHK

Insulated, made of brass. Both ends suitable for accepting spring-loaded Ø 4 mm plugs with rigid insulating sleeve.



Order No.	Type	Rated voltage/current		*Colors ¹⁾
66.9123-*	XHK	1000 V, CAT II / 32 A	CE c UL US	21 22 23 24 25

¹⁾ Other colors available on request.



Rating sheet RZ006

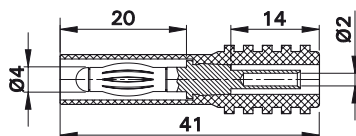
www.staubli.com/electrical

Ø 4 mm Adapters

Reducer Adapter XA-2/4

Ø 4 mm plug, made of brass, with spring-loaded MULTILAM and with rigid insulating sleeve. Ø 2 mm rigid socket in insu-

lator accepting spring-loaded Ø 2 mm plugs with rigid insulating sleeve.



Order No.	Type	Rated voltage/current		*Colors
65.9192-*	XA-2/4	600 V, CAT III / 10 A	Ni CE	21 22 23



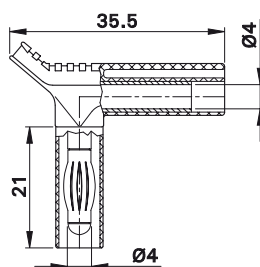
Rating sheet RZ001

www.staubli.com/electrical

Right-angle Plug Adapter XWA-4/19

Insulated, made of brass. Ø 4 mm plug with spring-loaded MULTILAM and with rigid insulating sleeve and Ø 4 mm rigid socket accepting spring-loaded Ø 4 mm plugs with rigid insulating sleeve. This right-angle

plug adapter is suitable in particular for instruments with front panel sockets where the lead can be fitted with the maximum of convenience.



Order No.	Type	Rated voltage/current		*Colors ¹⁾
66.9694-*	XWA-4/19	1000 V, CAT II / 20 A 600 V, CAT III / 20 A	Ni CE	21 22 23

¹⁾ Other colors available on request.

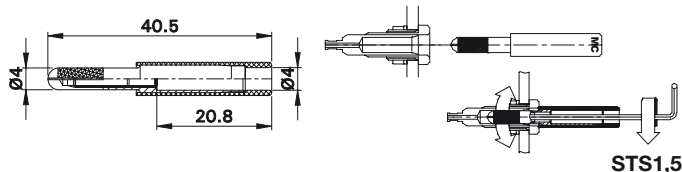
Screw-clamping Adapter A-SLK4...

Adapter, made of brass can be screw-mounted into Ø 4 mm sockets. The expandable Ø 4 mm plug of this adapter can be locked


into the socket by tightening the grub screw. Assembled, the adapter offers complete touch-proof protection. Ø 4 mm rigid

socket in insulator accepting spring-loaded Ø 4 mm plugs with rigid insulating sleeve.

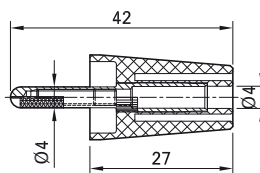
A-SLK4-S



A-SLK4



A-SLK4-N



Order No.	Type	Rated voltage/current	Rating sheet		*Colors
24.0163-*	A-SLK4-S	1000 V, CAT II / 25 A	RZ011	Ni	21 22 23 24
24.0160-*	A-SLK4	1000 V, CAT II / 32 A	RZ010	Au	20 21 22 23 24 25 26 27 28 29
24.0161-*	A-SLK4-N	1000 V, CAT II / 32 A	RZ010	Ni	20 21 22 23 24 25 26 27 28 29



Hexagon wrench STS1,5: page 108



Rating sheet RZ010, RZ011

www.staubli.com/electrical



Assembly instructions MA115

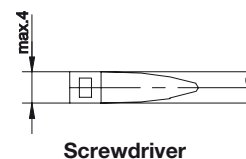
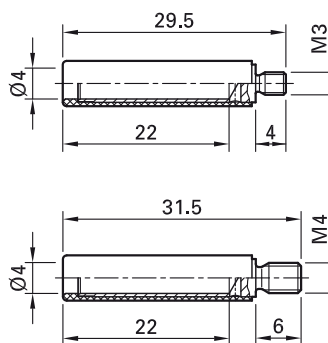
www.staubli.com/electrical

Screw-in Adapter B4-E-M...

Insulated, with external thread for screw connection to threaded holes. Machined brass.

Ø 4 mm rigid socket in insulator accepting spring-loaded Ø 4 mm plugs with rigid

insulating sleeve. Socket with internal slot for screwdriver.



Order No.	Type	Rated voltage/current	Thread		*Colors
23.1031-*	B4-E-M3-I	600 V, CAT II / 32 A	M3	Ni	21 22 23 24
23.1033-*	B4-E-M4-I	600 V, CAT II / 32 A	M4	Ni	21 22 23 24

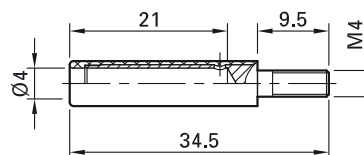
Component parts

24.5012-*	I-A2/4	Insulator (*Colors see B4-E-M...)
23.5076	B4-E-M3	Socket suitable for: B4-E-M3-I
23.5082	B4-E-M4	Socket suitable for: B4-E-M4-I

Screw-in Adapter LB4-G/M4

Insulated, with external thread for screw connection to threaded holes. Machined brass. Ø 4 mm rigid socket in insulator

accepting spring-loaded Ø 4 mm plugs with rigid insulating sleeve.



Order No.	Type	Rated voltage/current	Thread		*Colors
23.0280-*	LB4-G/M4	600 V, CAT II / 32 A	M4	Ni	21 22 23 24



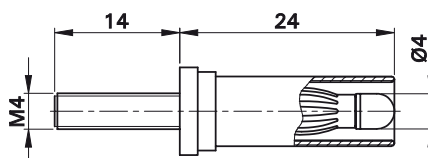
Rating sheet RZ119

www.staubli.com/electrical

Screw-in Adapter SA400-VI

Insulated, with M4 threaded bolt for screw connection to threaded holes. Machined brass. Ø 4 mm MULTILAM plug with rigid

insulating sleeve. The adapter is supplied without fastening material.

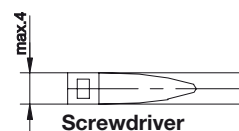
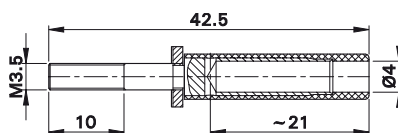


Order No.	Type	Rated voltage/current		*Colors										
24.0117-*	SA400-VI	600 V, CAT II / 32 A	Au	<table border="1"> <tr> <td>21</td> <td>22</td> <td>23</td> <td>24</td> <td>25</td> </tr> <tr> <td>26</td> <td>27</td> <td>28</td> <td>29</td> <td></td> </tr> </table>	21	22	23	24	25	26	27	28	29	
21	22	23	24	25										
26	27	28	29											

Screw-in Adapter A-SLK4-RS

Insulated, with M3.5 external thread for connecting to rail mounted terminals with M3.5 threaded holes. Machined brass. Ø 4 mm rigid socket in insulator accepting

spring-loaded Ø 4 mm plugs with rigid insulating sleeve. Socket with internal slot for screwdriver.



Order No.	Type	Rated voltage/current		*Colors				
24.0168-*	A-SLK4-RS	1000 V, CAT II / 25 A	Ni	<table border="1"> <tr> <td>21</td> <td>22</td> <td>23</td> <td>24</td> </tr> </table>	21	22	23	24
21	22	23	24					



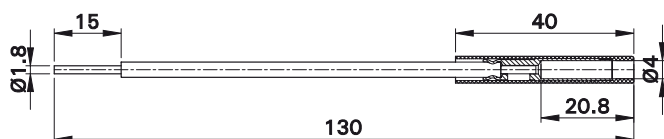
Rating sheet RZ009

www.staubli.com/electrical

Adapter A-SLK4-R

Insulated flexible copper conductor, suitable for many types of screw clamp connections, e.g. rail mounted terminals. Ø 4 mm rigid

socket in insulator, made of brass, accepting spring-loaded Ø 4 mm plugs with rigid insulating sleeve.

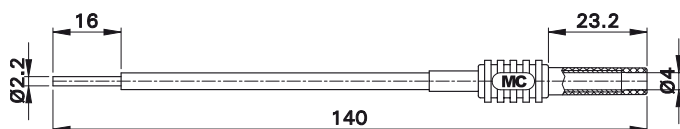


Order No.	Type	Rated voltage/current		Color
24.0162-21	A-SLK4-R	1000 V, CAT II / 32 A	Ni	21

Adapter XRKA

Insulated flexible copper conductor, suitable for many types of screw clamp connections, e.g. rail mounted terminals. Ø 4 mm rigid

socket in insulator, made of brass, accepting spring-loaded Ø 4 mm plugs with rigid insulating sleeve.



Order No.	Type	Rated voltage/current		*Colors										
66.9135-*	XRKA	1000 V, CAT II / 32 A	Ni	<table border="1"> <tr> <td>21</td> <td>22</td> <td>23</td> <td>24</td> <td>25</td> </tr> <tr> <td>26</td> <td>27</td> <td>29</td> <td></td> <td></td> </tr> </table>	21	22	23	24	25	26	27	29		
21	22	23	24	25										
26	27	29												



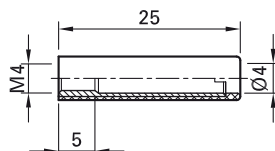
Rating sheet RZ010

www.staubli.com/electrical

Screw-on Adapter B4-E-IM4-I

Insulated, with M4 internal thread for screw connection to threaded bolts. Machined brass. Ø 4 mm rigid socket in insulator accepting spring-loaded Ø 4 mm plugs with

rigid insulating sleeve. Socket with slotted head for screwdriver.



Order No.	Type	Rated voltage/current		*Colors
23.1035-*	B4-E-IM4-I	600 V, CAT II / 32 A	Ni	21 22 23 24

Component parts

24.5012-*	I-A2/4	Insulator (*Colors see B4-E-M...)
23.5088	B4-E-IM4	Uninsulated adapter



Rating sheet RZ119

www.staubli.com/electrical

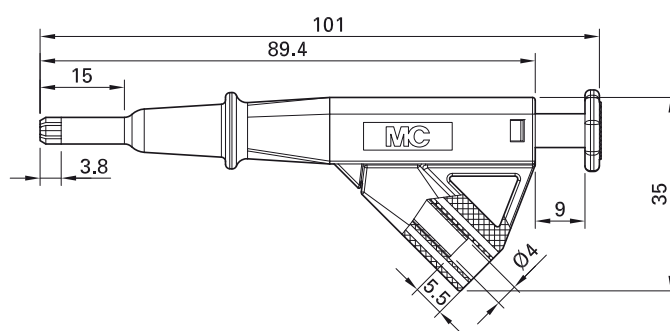
Screw-clamping Adapter VARIOGRIP-...

For fast, safe connection to screws/bolts with internal hexagon. Twisting the button on the back of the handle spreads the hexagonal tip so that the adapter fits firmly into internal hexagons with 5 mm or 6 mm wrench size. This results in multiple contact

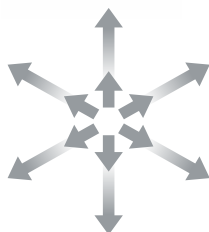

points that enable low contact resistance. The adapter can also be operated by hand when under load. The fixed Ø 4 mm socket in insulator is suitable for fitting spring-loaded Ø 4 mm plugs with rigid insulating sleeve.

Two different designs:

- 5 mm design with gray button
- 6 mm design with black button



Order No.	Type	Rated voltage/current	Internal hexagon		*Colors
66.9055-*	VARIOGRIP-5	600 V, CAT IV / 24 A	5 mm	Ni CE	21 22 23
66.9056-*	VARIOGRIP-6	600 V, CAT IV / 24 A	6 mm	Ni CE	21 22 23

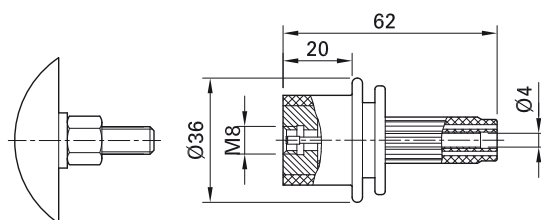


Screw-on Adapters GBSA/M...

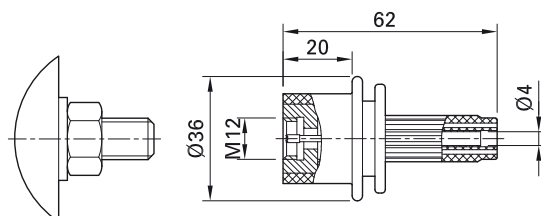
Insulated, with internal thread for rapid and safe contact to threaded bolts. Contact is made by a spring-loaded tip. Ø 4 mm rigid socket in insulator accepting spring-loaded

Ø 4 mm plugs with rigid insulating sleeve. Machined brass. Body nickel-plated, connecting socket and contact tip gold-plated.

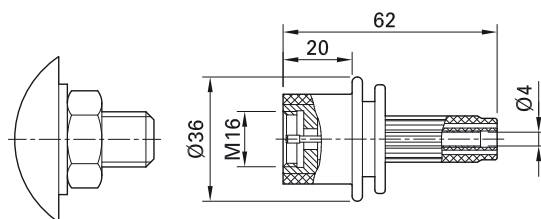
GBSA/M8



GBSA/M12



GBSA/M16

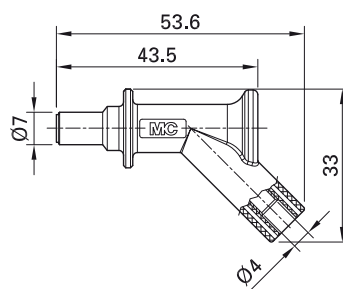


Order No.	Type	Rated voltage/current	Thread		*Colors (only color ring)										
20.2040-*	GBSA/M8	1000 V, CAT IV / 1 A	M8	Au Ni CE	<table border="1"> <tr> <td>20</td> <td>21</td> <td>22</td> <td>23</td> <td>24</td> </tr> <tr> <td>25</td> <td>26</td> <td>27</td> <td>28</td> <td>29</td> </tr> </table>	20	21	22	23	24	25	26	27	28	29
20	21	22	23	24											
25	26	27	28	29											
20.2000-*	GBSA/M12	1000 V, CAT IV / 1 A	M12	Au Ni CE	<table border="1"> <tr> <td>20</td> <td>21</td> <td>22</td> <td>23</td> <td>24</td> </tr> <tr> <td>25</td> <td>26</td> <td>27</td> <td>28</td> <td>29</td> </tr> </table>	20	21	22	23	24	25	26	27	28	29
20	21	22	23	24											
25	26	27	28	29											
20.2010-*	GBSA/M16	1000 V, CAT IV / 1 A	M16	Au Ni CE	<table border="1"> <tr> <td>20</td> <td>21</td> <td>22</td> <td>23</td> <td>24</td> </tr> <tr> <td>25</td> <td>26</td> <td>27</td> <td>28</td> <td>29</td> </tr> </table>	20	21	22	23	24	25	26	27	28	29
20	21	22	23	24											
25	26	27	28	29											

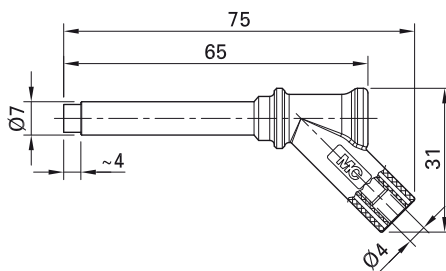
Magnetic Adapter XMA-...

For connection of screw heads with rigid Ø 4 mm socket in insulator, suitable for mating with spring-loaded Ø 4 mm plugs with rigid insulating sleeve.

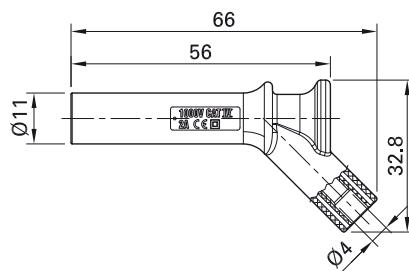
XMA-7



XMA-7L



XMA-11

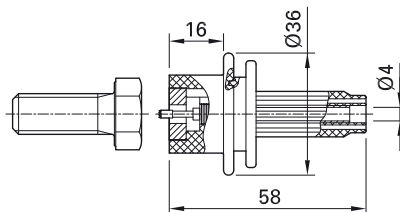


Order No.	Type	Rated voltage/current	Diameter of magnet		*Colors
66.9516-*	XMA-7	1000 V, CAT III / 2 A 600 V, CAT IV / 2 A	Ø 7 mm	Ni CE	21 22 23
66.9509-*	XMA-7L	1000 V, CAT IV / 2 A	Ø 7 mm	Ni CE	21 22 23
66.9515-*	XMA-11	1000 V, CAT IV / 2 A	Ø 11 mm	Ni CE	21 22 23

Magnetic Adapter MSA

Magnetic contact with spring-loaded tip to be used with magnetic steel bolts. Ø 4 mm rigid socket in insulator, made of brass, ac-

cepting spring-loaded Ø 4 mm plugs with rigid insulating sleeve. Connecting socket and contact tip are gold-plated.



Order No.	Type	Rated voltage/current		*Colors (only color ring)										
20.2020-*	MSA	1000 V, CAT IV / 1 A	Au CE	<table border="1"> <tr> <td>20</td> <td>21</td> <td>22</td> <td>23</td> <td>24</td> </tr> <tr> <td>25</td> <td>26</td> <td>27</td> <td>28</td> <td>29</td> </tr> </table>	20	21	22	23	24	25	26	27	28	29
20	21	22	23	24										
25	26	27	28	29										



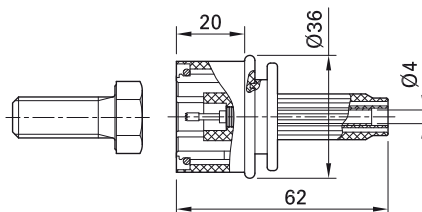
Rating sheet RZ034

www.staubli.com/electrical

Self-gripping Adapter GKSA/M12

With spring-loaded tip for M12 hex. screw heads. Ø 4 mm rigid socket in insulator,

made of brass, accepting spring-loaded Ø 4 mm plugs with rigid insulating sleeve.

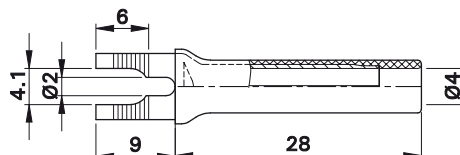


Order No.	Type	Rated voltage/current		*Colors (only color ring)										
20.2030-*	GKSA/M12	1000 V, CAT IV / 1 A	Au CE	<table border="1"> <tr> <td>20</td> <td>21</td> <td>22</td> <td>23</td> <td>24</td> </tr> <tr> <td>25</td> <td>26</td> <td>27</td> <td>28</td> <td>29</td> </tr> </table>	20	21	22	23	24	25	26	27	28	29
20	21	22	23	24										
25	26	27	28	29										

Cable Lug Adapter B4-I/KS

Made of brass for permanent installation, e.g. for connecting screw terminals. \varnothing 4 mm rigid socket in insulator accepting

spring-loaded \varnothing 4 mm plugs with rigid insulating sleeve. Fork lug can be bent once to 90° .



Order No.	Type	Rated voltage/current		*Colors
23.0480-*	B4-I/KS	1000 V, CAT II / 20 A	Ni	21 22 23 24



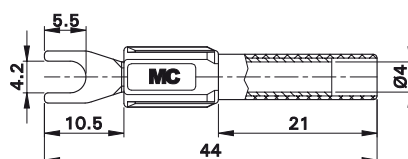
Rating sheet RZ011


www.staubli.com/electrical

Cable Lug Adapter XKS-4

Made of brass. Fork is made of tin-plated copper. For permanent installation, e.g. for connecting screw terminals. \varnothing 4 mm rigid

socket in insulator accepting spring-loaded \varnothing 4 mm plugs with rigid insulating sleeve.



Order No.	Type	Rated voltage/current		*Colors ¹⁾
66.9690-*	XKS-4	1000 V, CAT II / 20 A	Sn  ²⁾	21 22 23

¹⁾ Other colors available on request.

²⁾ UL-Listing up to 10 A!



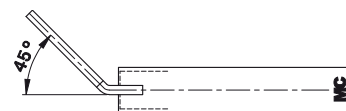
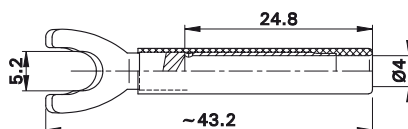
Rating sheet RZ011

www.staubli.com/electrical

Cable Lug Adapter B4-I/KA

Made of brass for permanent installation, e.g. for connecting screw terminals. Ø 4 mm rigid socket in insulator accepting

spring-loaded Ø 4 mm plugs with rigid insulating sleeve. Fork lug bent to an angle of 45°.



Order No.	Type	Rated voltage/current		*Colors
23.0440-*	B4-I/KA	1000 V, CAT II / 20 A	Au	21 22 23 24



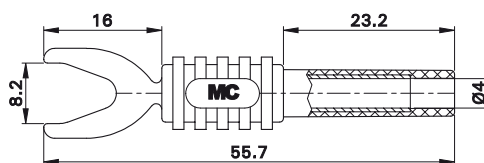
Rating sheet RZ011

www.staubli.com/electrical

Cable Lug Adapter XKS-A

Made of brass for permanent installation, e.g. for connecting screw terminals. Ø 4 mm rigid socket in insulator accepting

spring-loaded Ø 4 mm plugs with rigid insulating sleeve. Fork lug can be bent once to 45°.



Order No.	Type	Rated voltage/current		*Colors ¹⁾
66.9126-*	XKS-A	1000 V, CAT II / 20 A	Ni	21 22 23

¹⁾ Other colors available on request.



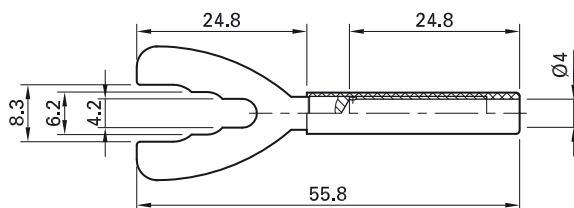

Rating sheet RZ011

www.staubli.com/electrical

Cable Lug Adapter B4-I/K

Made of brass for permanent installation, e.g. for connecting screw terminals. Ø 4 mm rigid socket in insulator accepting

spring-loaded Ø 4 mm plugs with rigid insulating sleeve.



Order No.	Type	Rated voltage/current		*Colors
23.5065-*	B4-I/K	1000 V, CAT II / 32 A	Au	21 22 23 24



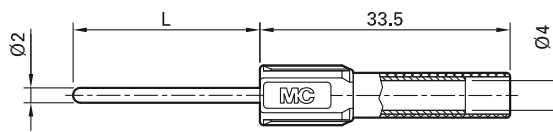
Rating sheet RZ010

www.staubli.com/electrical

Round Brass Pin ZPS-20/...

Solid, especially suitable for the screw connection to electricity meter clips. Ø 4 mm rigid socket in insulator, accepting spring-loaded Ø 4 mm plugs with rigid

insulating sleeve. Available in different pin diameters D and lengths L.



Order No.	Type	Rated voltage/current	Length (L)		*Colors
66.9076-*	ZPS-20/25	600 V, CAT II / 19 A	25 mm	Ni	21 22 23 24 25 26 27
66.9082-*	ZPS-20/40	600 V, CAT II / 19 A	40 mm	Ni	21 22 23 24 25 26 27



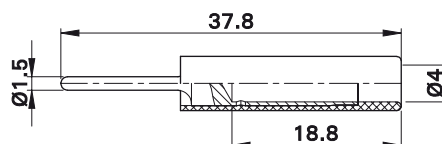
Rating sheet RZ004

www.staubli.com/electrical

Round Brass Pin B4-I/S1,5

Solid, especially suitable for the screw connection to electricity meter clips. Can be bent once to 90°. Ø 4 mm rigid socket in

insulator, accepting spring-loaded Ø 4 mm plugs with rigid insulating sleeve.



Order No.	Type	Rated voltage/current		*Colors
23.0240-*	B4-I/S1,5	1000 V, CAT II / 20 A	Ni	21 22 23 24



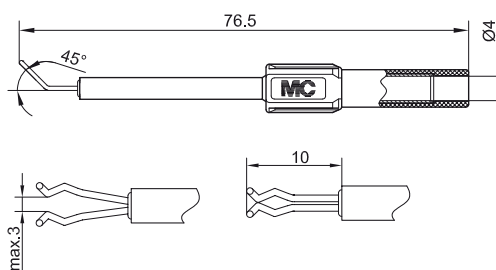
Rating sheet RZ011

www.staubli.com/electrical

Spring Clip ZPK-45

For the quick connection to electricity meter clips. Spring clip bent to an angle of 45°. The shaft is insulated by a shrink-on sleeve.

Ø 4 mm rigid socket in insulator, accepting spring-loaded Ø 4 mm plugs with rigid insulating sleeve.



Order No.	Type	Rated voltage/current		*Colors ¹⁾
66.9044-*	ZPK-45	600 V, CAT II / 1 A	Ni	21 22

¹⁾ Other colors available on request.



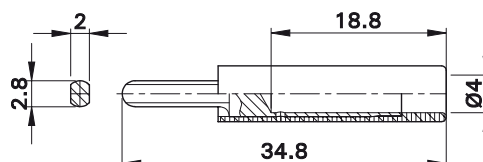
Rating sheet RZ018

www.staubli.com/electrical

Brass Pin B4-I/S2,8x2

Solid, especially suitable for connecting to narrow-type relays. Ø 4 mm rigid socket in insulator, accepting spring-loaded Ø 4 mm

plugs with rigid insulating sleeve.
Connecting pin: 2.8 mm x 2 mm.



Order No.	Type	Rated voltage/current		*Colors
20.0010-*	B4-I/S2,8x2	1000 V, CAT II / 20 A	Ni	21 22 23 24



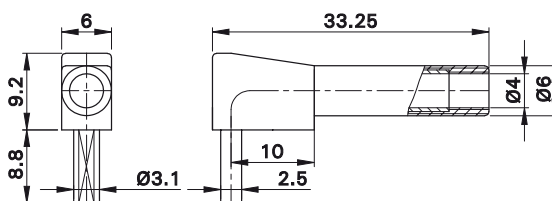

Rating sheet RZ011

www.staubli.com/electrical

Connecting Pin SLB4-I/90-S

Rigid, right-angled to screw on to relay housings, distributor boxes etc. Conforms to protection class IP2X when installed. Ø 4 mm rigid socket in insulator, accept-

ing spring-loaded Ø 4 mm plugs with rigid insulating sleeve.
Connecting pin: Ø 3.1 mm x 2.5 mm.



Order No.	Type	Rated voltage/current		*Colors
49.7093-*	SLB4-I/90-S	1000 V, CAT II / 32 A	Ni	21 22 23



Rating sheet RZ010

www.staubli.com/electrical



Fuse Adapter PF/S4-...

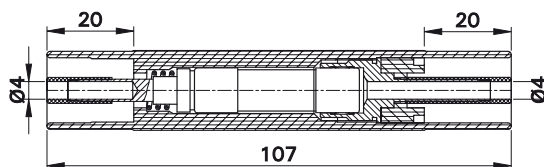
For voltage measurement and for protection of electrical equipment in high energy low voltage systems. The adapter can be equipped with an efficient low voltage fuse which reliably isolates the circuit from the power grid in the event of excessively high-current load. Transparent fuse holder sleeve to accept a high-rating fuse 10 x 38 mm.

The fuse is not supplied.

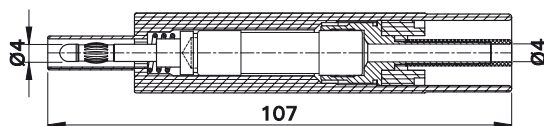
PF/S4-10x38-S: Two Ø 4 mm rigid sockets as terminal connection, accepting spring-loaded Ø 4 mm plugs with rigid insulating sleeve.

PF/S4-BS-10x38-S: One Ø 4 mm plug with rigid insulating sleeve and one rigid Ø 4 mm socket, to accept spring-loaded Ø 4 mm plugs with rigid insulating sleeve.

PF/S4-10x38-S



PF/S4-BS-10x38-S



Order No.	Type	Rated voltage/current		*Colors
50.0295-*	PF/S4-10x38-S	600 V, CAT III / 20 A ¹⁾	CE	21 22
50.0296-*	PF/S4-BS-10x38-S	600 V, CAT III / 20 A ¹⁾	CE	21 22

¹⁾ Depends on the fuse used.



High breaking capacity fuse: page 110



Rating sheet RZ069

www.staubli.com/electrical



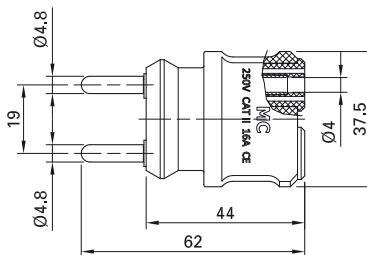
Assembly instructions MA114

www.staubli.com/electrical

Adapter A-NETZ/SLK4

For connecting standard power sockets. For connecting phase and neutral conductor, this adapter has two Ø 4 mm rigid sockets at

rear, accepting spring-loaded Ø 4 mm plugs with rigid insulating sleeve.



Order No.	Type	Rated voltage/current		Color
24.0145-28	A-NETZ/SLK4	250 V, CAT II / 16 A	CE	28

Ø 4 mm Adapters Component Holders

SKP4-...P/38

Component holders for safe use in the laboratory and in education. The system consists of the experimental circuit board SET4 for mounting the component holders SKP4-... The components are visible

in the transparent housing of the component holders.

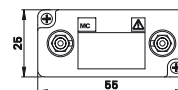
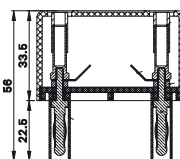
- Ø 4 mm plug connection system
- Protection degree IP2X
- Simple assembly

Component Holder SKP4-2P/38

Two-pole, to plug onto the experimental board SET4 (socket spacing: 38 mm). With Ø 4 mm sockets at the rear. The individual components are soldered in place. Printed circuit boards made by the customer can

also be screw-mounted (for dimensions see assembly instructions). Simple assembly with standard tool.

Touch protection IP2X.



Order No.	Type	Rated voltage/current		Color
50.0031-33	SKP4-2P/38	600 V, CAT II / 5 A	Ni	33



Assembly instructions MA551

www.staubli.com/electrical

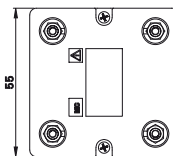
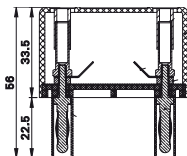
Component Holder SKP4-4P/38

Four-pole, to plug onto the experimental board SET4 (socket spacing: 38 mm). With Ø 4 mm sockets at the rear. The individual

components are soldered in place. Printed circuit boards made by the customer can also be screw-mounted (for dimensions see

assembly instructions). Simple assembly with standard tool.

Touch protection IP2X.



Assembly instructions MA551

www.staubli.com/electrical

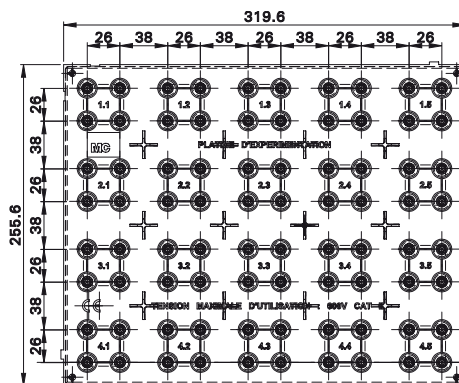

Order No.	Type	Rated voltage/current		Color
50.0032-33	SKP4-4P/38	600 V, CAT II / 5 A	Ni	33

Safety Experimental Circuit Board SET4


With 80 Ø 4 mm sockets (20 contacts, each with 4 sockets) for mounting the component holders SKP4-...P/38 or for plugging-in test leads with spring-loaded Ø 4 mm plugs with

rigid insulating sleeve. Several boards can be mounted together.

Touch protection IP2X.



Order No.	Type	Rated voltage/current		Color
50.0033-29	SET4	600 V, CAT II / 5 A	Ni CE	29

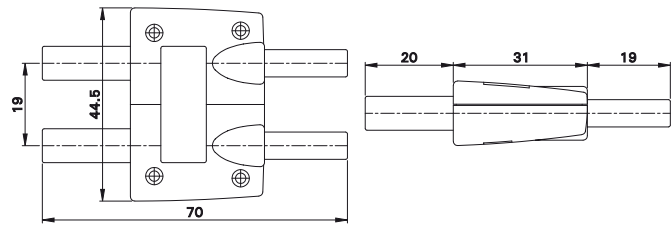


Component Holder XKH-4/19/...

To connect individual components with Ø 4 mm test leads. The components are clearly visible in the transparent adapter housing, which is therefore ideally suited for

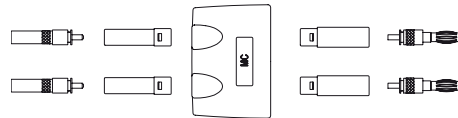
instructional use. The components in the adapter casing are provided with soldered connections, and the casing is screwed together. Available in various versions with

combinations of Ø 4 mm plugs and sockets. Metal parts made of brass.



Component Holder XKH-4/19/A

Version with two spring-loaded Ø 4 mm plugs with rigid insulating sleeve and two rigid sockets.



Order No.	Type	Rated voltage/current		Color
66.9045-33	XKH-4/19/A	600 V, CAT II / ¹⁾	Ni	33

¹⁾ Dependent on the component inserted.

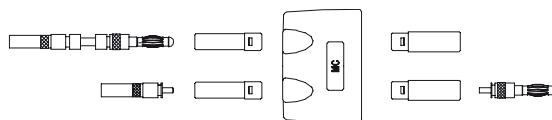


Assembly instructions MA524

www.staubli.com/electrical

Component Holder XKH-4/19/B

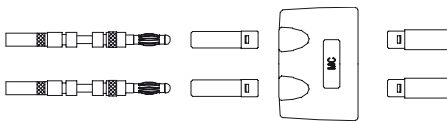
Version with one spring-loaded Ø 4 mm plug with rigid insulating sleeve, one rigid socket, and one combined plug-socket.



Order No.	Type	Rated voltage/current		Color
66.9046-33	XKH-4/19/B	600 V, CAT II / ¹⁾	Ni	33

Component Holder XKH-4/19/C

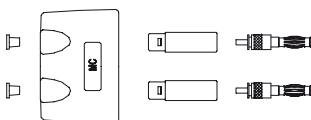
Version with two plug sockets, each consisting of a spring-loaded Ø 4 mm plug with rigid insulating sleeve and a Ø 4 mm rigid socket at rear.



Order No.	Type	Rated voltage/current		Color
66.9047-33	XKH-4/19/C	600 V, CAT II / ¹⁾	Ni	33

Component Holder XKH-4/19/D

Version with two spring-loaded Ø 4 mm plugs with rigid insulating sleeve and two stoppers.



Order No.	Type	Rated voltage/current		Color
66.9049-33	XKH-4/19/D	600 V, CAT II / ¹⁾	Ni	33



Assembly instructions MA524

www.staubli.com/electrical

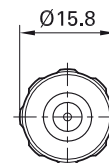
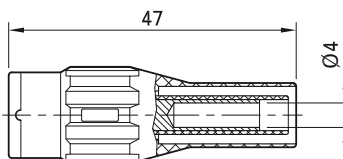
¹⁾ Dependent on the component inserted.

Ø 4 mm / BNC Adapters

Adapter XM-B

One-pole, with touch-protected BNC male connector linked to a Ø 4 mm rigid socket, accepting spring-loaded Ø 4 mm plugs with

rigid insulating sleeve. The contact pin of the BNC plug connector is in gold-plated brass.



Order No.	Type	Rated voltage/current		*Colors
67.9799-*	XM-B	600 V, CAT II 300 V, CAT III	Au Ni CE	21 22



Rating sheet RZ013

www.staubli.com/electrical

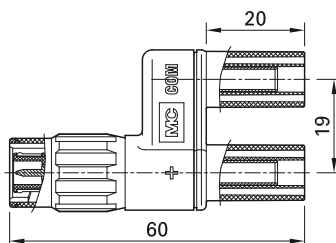
Adapter X.../4

Two-pole touch-protected adapters with Ø 4 mm connectors linked to the BNC system. Versions with BNC male or female

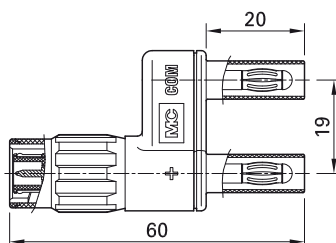
connector and rigid Ø 4 mm sockets or Ø 4 mm MULTILAM plugs with rigid insulating sleeve. The contact pins and sockets of

the inner conductor of the BNC plug connector are in gold-plated brass.

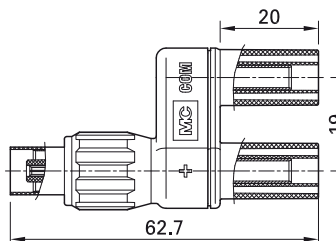
XM-BB/4



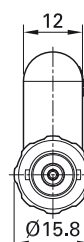
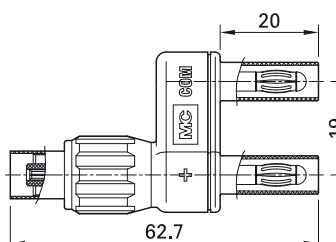
XM-SS/4



XF-BB/4



XF-SS/4



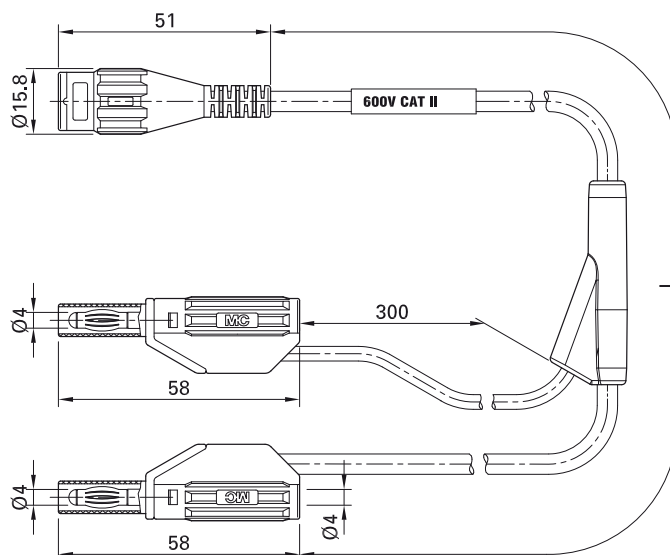
Order No.	Type	Rated voltage	BNC connectors	Ø 4 mm connectors		Color
67.9536-21	XM-BB/4	1000 V, CAT II 600 V, CAT III	BNC male connector	Ø 4 mm sockets	Au Ni CE UL	21
67.9535-21	XM-SS/4	1000 V, CAT II 600 V, CAT III	BNC male connector	Ø 4 mm plugs	Au Ni CE UL	21
67.9538-21	XF-BB/4	1000 V, CAT II 600 V, CAT III	BNC female connector	Ø 4 mm sockets	Au Ni CE UL	21
67.9537-21	XF-SS/4	1000 V, CAT II 600 V, CAT III	BNC female connector	Ø 4 mm plugs	Au Ni CE UL	21

Ø 4 mm / BNC Leads

Adapter Lead XLAM-446/SC...

Highly flexible, fully shielded adapter leads. One end with coaxial cable with touch-protected BNC male connector, other end with

stackable Ø 4 mm MULTILAM plugs with rigid insulating sleeve.

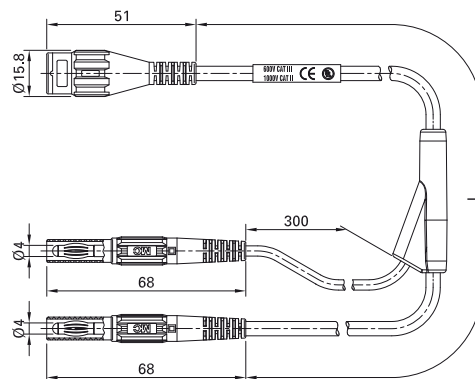


Order No.	Type	Rated voltage	Lead		Lead lengths L [cm]
67.9800-□	XLAM-446/SC	600 V, CAT II 300 V, CAT III	PVC RG58	Au Ni CE UL	100 160
67.9868-□	XLAM-446/SC/SIL	600 V, CAT II 300 V, CAT III	SIL SILI-SC 0,5/1,0	Au Ni CE UL	100 160

Adapter Lead XLAM-414/SC...

Highly flexible, fully shielded adapter leads. One end with coaxial cable with touch-protected BNC male connector, other end with

in-line Ø 4 mm MULTILAM plugs with rigid insulating sleeve.

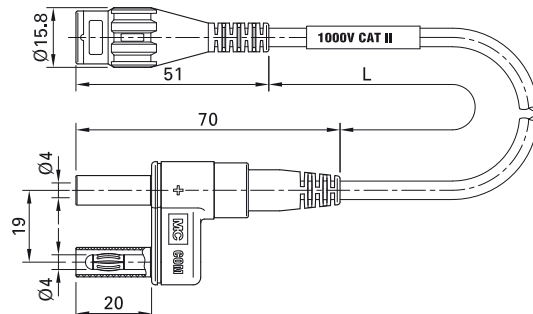


Order No.	Type	Rated voltage	Lead		Lead lengths L [cm]
67.9842-□□	XLAM-414/SC	1000 V, CAT II 600 V, CAT III	PVC RG58	Au Ni CE UL	100 160
67.9867-□□	XLAM-414/SC/SIL	1000 V, CAT II 600 V, CAT III	SIL SILI-SC 0,5/1,0	Au Ni CE UL	100 160

Adapter Lead XDS-BS/...

Highly flexible, fully shielded adapter leads. One end with coaxial cable with touch-protected BNC male connector, other end with

Ø 4 mm MULTILAM plugs with rigid insulating sleeve, two-pole version.



Order No.	Type	Rated voltage	Lead		Lead lengths L [cm]	Color
67.9539-□□21	XDS-BS/58	1000 V, CAT II 600 V, CAT III	PVC RG58	Au Ni CE	100 160	21
67.9540-□□21	XDS-BS/SIL	1000 V, CAT II 600 V, CAT III	SIL SILI-SC 0,5/1,0	Au Ni CE	100 160	21

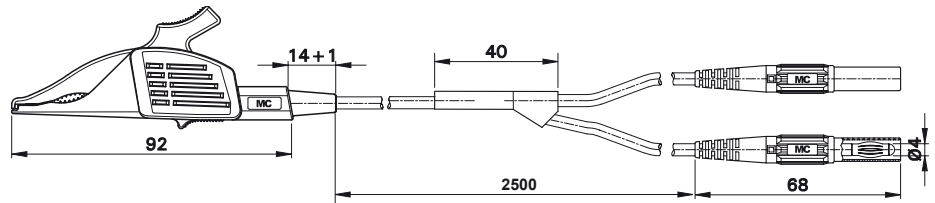
Ø 4 mm Kelvin Test Leads

Kelvin Test Lead XDK-KELVIN

One end with Kelvin dolphin clip with all-round insulation, robust, strong-jawed and

with surface for fine wire, offering a versatile range of connecting possibilities. The other

end with Ø 4 mm MULTILAM plugs with rigid insulating sleeve. Highly flexible, silicone-insulated coaxial cable.





Order No.	Type	Rated voltage	Lead		Lead length L [cm]
66.9795-250	XDK-KELVIN	1000 V, CAT II / 20 A	SIL 2x 1,0 mm ²	Ni CE	250



Rating sheet RZ058


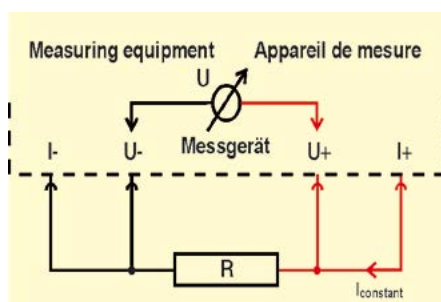
www.staubli.com/electrical



Principle of the Four-wire or Kelvin Measurement

A defined current I_{constant} flows through the resistance R , coming from a constant current source. The voltage U over the resistance R can be very accurately measured,

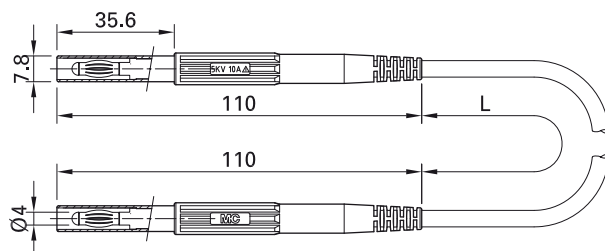
as due to the high inner resistance of the voltmeter, the voltage drop on the circuits can be disregarded (see sketch). According to Ohm's law $R = U / I_{\text{constant}}$ *



Special Test Accessories for Use with Insulation Testing Instruments up to 5 kV

Test Lead XHM-5000

Highly flexible, with in-line Ø 4 mm MULTILAM plug with rigid insulating sleeve on both ends.



Order No.	Type	Rated voltage/current	Lead		Lead length [cm]	*Colors
66.9425-150*	XHM-5000	1000 V, CAT IV 5 kV ¹⁾ / 10 A	TPE 0,5 mm ²	Ni CE	150	21 22 23

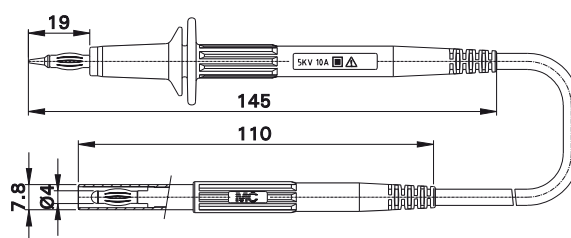


Rating sheet RZ079

www.staubli.com/electrical

Test Lead XHL-5000

Highly flexible. One end with Ø 4 mm test probe with spring-loaded MULTILAM, the other end with in-line Ø 4 mm MULTILAM plug with rigid insulating sleeve. Supplied with protective cap.



Order No.	Type	Rated voltage/current	Lead		Lead length [cm]	*Colors
66.9426-150*	XHL-5000	5 kV ¹⁾ / 10 A	TPE 0,5 mm ²	Ni CE	150	21 22 23

¹⁾ Output voltage of test instruments, e.g. insulation testers



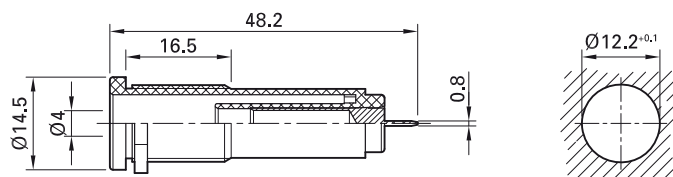
Rating sheet RZ109

www.staubli.com/electrical

Socket XHB-5000

Insulated, rigid, Ø 4 mm for high voltages, to accept test leads XHM-5000 and XHL-5000. For safety reasons, the socket is not compat-

ible with any other Ø 4 mm plugs in our range.
Flat connecting tab 4.8 mm x 0.8 mm.



Order No.	Type	Rated voltage/current		*Colors
66.9427-*	XHB-5000	1000 V, CAT IV 5 kV ¹⁾ / 10 A	Au	21 22 23

¹⁾ Output voltage of test instruments, e.g. insulation testers



Rating sheet RZ079

www.staubli.com/electrical

Ø 6 MM SYSTEM

Ø 6 mm Test Accessories


The Ø 6 mm product range is designed for high-current use up to a maximum of 125 A (depending on the cable cross section). It can be used in applications where the Ø 4 mm range is not large enough for the transmission of electrical energy.

Particular emphasis must be given to the level of protection against electric shock of this Ø 6 mm safety range which plays a crucial factor in accident prevention.

The following Ø 6 mm plug connections have the proven Stäubli Locking System (AR). This "Push-Pull Quick Release System" has considerable safety advantages over the screw or binding post connectors

with cable lugs (see below). The following selection illustrates just a small extract from our high-current range. In addition to these touch-protected connectors we can offer a multitude of high-current connectors for use in special applications.

For further information, please order the main catalog "Round Connectors, 1-pole, insulated, 6 mm".



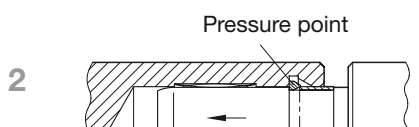
Please note that the length of the Ø 6 mm test leads is the overall length, including the connectors!

Stäubli Locking System

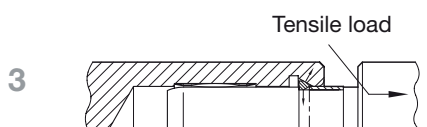
Lock



1 Insert plug into socket...

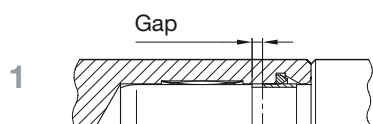


2 ...and lock.

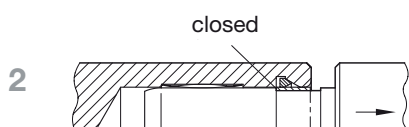


3 The connection can be placed under a tensile load.

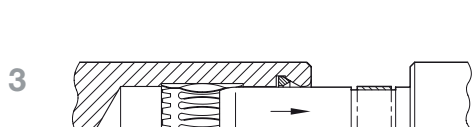
Release



1 To release, push plug further in...



2 ... and pull.



3 The connection is released.

Ø 6 mm Test Leads

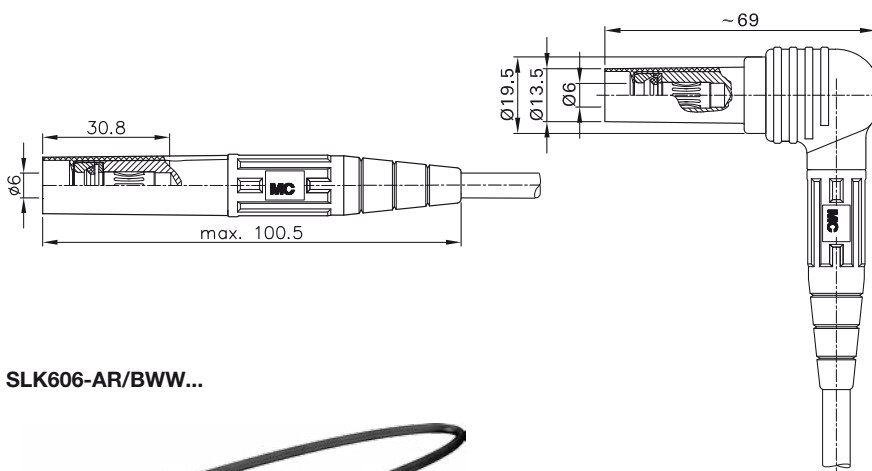
Test Lead SLK606-AR...

Highly flexible, with insulation in PVC or silicone, lead cross section 6.0 mm². On both ends with Ø 6 mm sockets with spring-loaded MULTILAM and with rigid insulating

sleeve. Contact parts made of silver-plated brass with gold-plated MULTILAM. A locked connection can be made when used together, for example, with the Ø 6 mm plug

panel receptacle type ID/S6AR..S, which has an Stäubli locking system (page 99). Leads available with in-line or right-angled plug connectors.


SLK606-AR/BGG...



SLK606-AR/BGW...



SLK606-AR/BWW...



Order No.	Type	Rated voltage/current	Plug connectors		Cable length [cm]	*Colors
15.2500-100*	SLK606-AR/BGG	600 V, CAT III / 54 A	in-line / in-line	Ag PVC CE	100	21 22 23
15.2504-100*	SLK606-AR/BGG/SIL	600 V, CAT III / 54 A	in-line / in-line	Ag SIL CE	100	21 22 23
15.2516-100*	SLK606-AR/BGW	600 V, CAT III / 54 A	in-line / 90°	Ag PVC CE	100	21 22 23
15.2520-100*	SLK606-AR/BGW/SIL	600 V, CAT III / 54 A	in-line / 90°	Ag SIL CE	100	21 22 23
15.2508-100*	SLK606-AR/BWW	600 V, CAT III / 54 A	90° / 90°	Ag PVC CE	100	21 22 23
15.2512-100*	SLK606-AR/BWW/SIL	600 V, CAT III / 54 A	90° / 90°	Ag SIL CE	100	21 22 23

Ø 6 mm Panel Receptacles

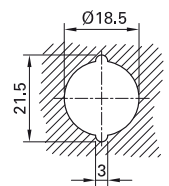
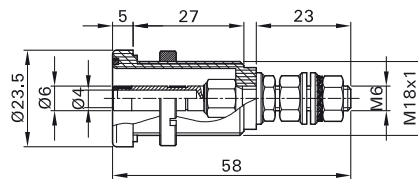
Panel Receptacles ID/S6AR-N-B4S

Insulated, with Ø 6 mm pin, made of silver-plated brass, accepting Ø 6 mm sockets with spring-loaded MULTILAM and rigid insulating sleeve. With the integrated Ø 4 mm socket, the terminal mates alternatively with

spring-loaded Ø 4 mm plugs with rigid insulating sleeve. The terminal has a black housing and is fitted with a colored ring on the front side. In combination with the test leads SLK6..-AR/B.., a locked connection

can be made. The terminal is screwed into pre-drilled panels of plastic, metal, etc.

Connection: Threaded bolt M6.



Order No.	Type	Rated voltage/current		*Colors (only color ring)										
14.0034-*	ID/S6AR-N-B4S	600 V, CAT III / 80 A	Ag c RL US	<table border="1"> <tr> <td>20</td> <td>21</td> <td>22</td> <td>23</td> <td>24</td> </tr> <tr> <td>25</td> <td>26</td> <td>27</td> <td>28</td> <td>29</td> </tr> </table>	20	21	22	23	24	25	26	27	28	29
20	21	22	23	24										
25	26	27	28	29										



Tube spanner SS6, page 107



Assembly instructions MA038

www.staubli.com/electrical

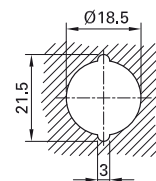
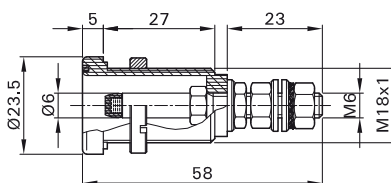
Panel Receptacles ID/S6NB

Insulated, with Ø 6 mm pin, made of silver-plated brass, accepting Ø 6 mm sockets with spring-loaded MULTILAM and rigid

insulating sleeve. The terminal has a black housing and is fitted with a colored ring on the front side. The terminal is screwed into

pre-drilled panels of plastic, metal, etc.

Connection: Threaded bolt M6.



Order No.	Type	Rated voltage/current		*Colors (only color ring)										
14.0006-*	ID/S6NB	600 V, CAT III / 125 A	Ag c US	<table border="1"> <tr> <td>20</td> <td>21</td> <td>22</td> <td>23</td> <td>24</td> </tr> <tr> <td>25</td> <td>26</td> <td>27</td> <td>28</td> <td>29</td> </tr> </table>	20	21	22	23	24	25	26	27	28	29
20	21	22	23	24										
25	26	27	28	29										

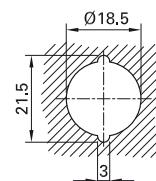
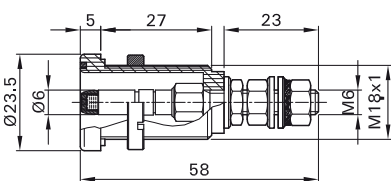
Panel Receptacles ID/S6AR-N-S

Insulated, with Ø 6 mm pin, made of silver-plated brass, accepting Ø 6 mm sockets with spring-loaded MULTILAM and rigid insulating sleeve. The terminal has a black

housing and is fitted with a colored ring on the front side. In combination with the test leads SLK6..-AR/B.., a locked connection can be made. The terminal is screwed into

pre-drilled panels of plastic, metal, etc.

Connection: Threaded bolt M6.



Order No.	Type	Rated voltage/current		*Colors (only color ring)										
14.0004-*	ID/S6AR-N-S	600 V, CAT III / 125 A	Ag c US	<table border="1"> <tr> <td>20</td> <td>21</td> <td>22</td> <td>23</td> <td>24</td> </tr> <tr> <td>25</td> <td>26</td> <td>27</td> <td>28</td> <td>29</td> </tr> </table>	20	21	22	23	24	25	26	27	28	29
20	21	22	23	24										
25	26	27	28	29										



Assembly instructions MA038

www.staubli.com/electrical



Tube spanner SS6, page 107

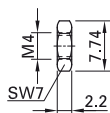
ASSEMBLY MATERIAL AND ACCESSORIES

Assembly Material and Accessories

Hexagonal Nuts MU.../M... GEW.12-MUTTER

For installing and connecting our panel-mount sockets and terminals.

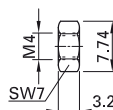
MU0,5D/M4N



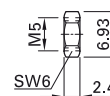
MU0,8D/M4



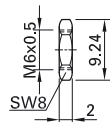
MU0,8D/M4N



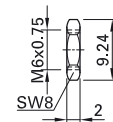
MU/M5



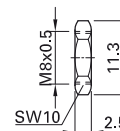
MU/M6x0,5



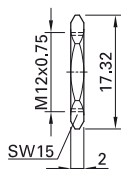
MUE/M6x0,75



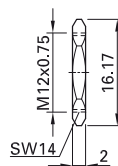
MU/M8x0,5



MU/M12x0,75



GEW.12-MUTTER

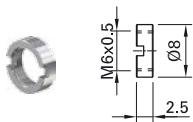


Order No.	Type	Wrench size	Thread	
22.6610	MU0,5D/M4N	SW7	M4	Ni
22.6509	MU0,8D/M4	SW7	M4	Au
22.6539	MU0,8D/M4N	SW7	M4	Ni
23.5103	MU/M5	SW6	M5	Ni
23.5104	MU/M6x0,5	SW8	M6x0,5	Ni
50.2008	MUE/M6x0,75	SW8	M6x0,75	Ni
23.5112	MU/M8x0,5	SW10	M8x0,5	Ni
23.5118	MU/M12x0,75	SW15	M12x0,75	Ni
66.9679	GEW.12-MUTTER	SW14	Gew. 12	Ni

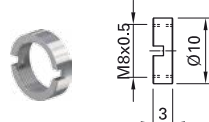
Round Nuts MUR...

For installing and connecting our panel-mount sockets and terminals.

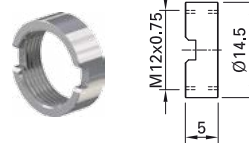
MUR/M6x0,5



MUR/M8x0,5



MUR/M12x0,75



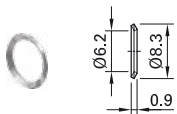
MUR-S/M12x0,75



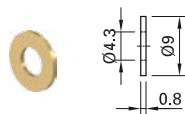
Order No.	Type	Suitable tube spanner	Thread	
23.5100	MUR/M6x0,5	SS2	M6x0,5	Ni
23.5110	MUR/M8x0,5	SS4	M8x0,5	Ni
23.5120	MUR/M12x0,75	SS425	M12x0,75	Ni
23.5116	MUR-S/M12x0,75	SS425	M12x0,75	Ni

Washers SP2 U/M4 U/4,3x12 SSP4 SP4

SP2



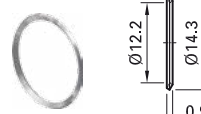
U/M4



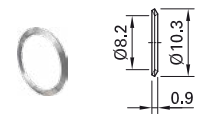
U/4,3x12



SSP4



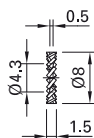
SP4



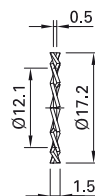
Order No.	Type	
23.5105	SP2	Ni
22.6511	U/M4	Au
22.6516	U/4,3x12	Sn
23.5108	SSP4	Ni
23.5107	SP4	Ni

Spring Washers FS/M...

FS/M4



FS/M12

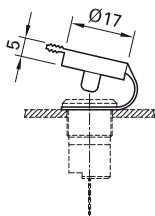


Order No.	Type	
22.6533	FS/M4	
23.5117	FS/M12	Ni

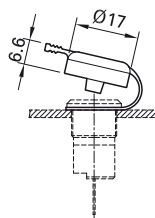
Protective Cap SCHUDE-SLB SD-XUB

To cover up unplugged, unused sockets.

SCHUDE-SLB



SD-XUB



Order No.	Type	Suitable for socket types	Protection degree	Color
23.5140-33	SCHUDE-SLB	SEB4..., SLB4..., XE..-1R(R)	IP65	33
66.1020-21	SD-XUB	XUB-G, XEP...	IP67	21

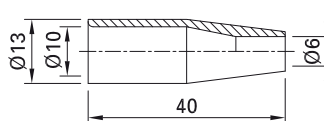


Assembly instructions MAH560 (SD-XUB)

www.staubli.com/electrical

Safety Hood SCHUKA-SLB

Designed for a touch-protected cover-up of connecting parts of sockets.

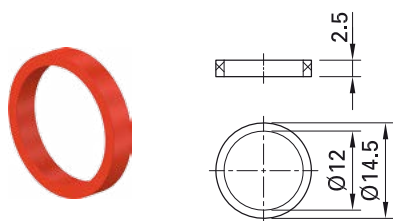


Order No.	Type	Suitable for socket types	Color
23.5142-33	SCHUKA-SLB	SEB4..., SLB4..., XE...-1R(R)	33

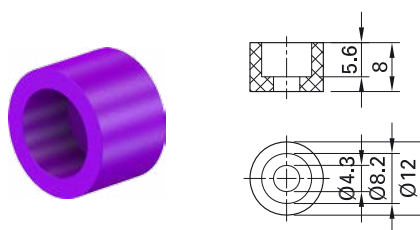
Spacer Sleeves XAS-1R ID-SAB4-G

To increase the height of the mounting position of sockets and terminals.

XAS-1R



ID-SAB4-G

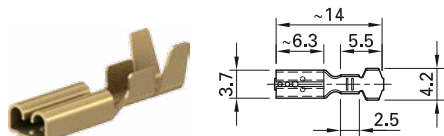


Order No.	Type	Suitable for socket types	*Colors
66.9151-*	XAS-1R	SEB4..., SLB4..., XE...-1R(R)	21 22 23 24
23.5039-*	ID-SAB4-G	SAB4-G	21 22 23 24 25 26 27 28 29

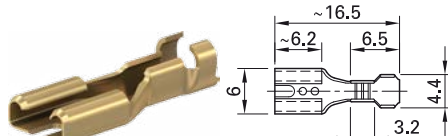
Flat Connecting Receptacles FSH...

Gold-plated, for sockets with flat connecting tabs.

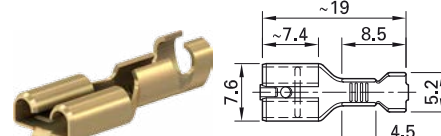
FSH2,8x0,8



FSH4,8x0,8



FSH6,3x0,8



Order No.	Type	Suitable for flat connecting tab	Connectable conductor cross-section	
23.5200	FSH2,8x0,8	2,8 mm × 0,8 mm	0,5 mm ² ... 1,0 mm ²	Au
23.5201	FSH4,8x0,8	4,8 mm × 0,8 mm	0,5 mm ² ... 1,0 mm ²	Au
23.5203	FSH6,3x0,8	6,3 mm × 0,8 mm	1,0 mm ² ... 2,5 mm ²	Au

Tube Spanners SS...

Special wrench for tightening and unscrewing round nuts or for use as anti-twist wrench for our touch-protected sockets.

SS2



SS6



SS425



Order No.	Type	To fit round nuts / socket
25.0022	SS2	XEB-..., SLB4-..., SAB4-...
25.0020	SS425	MUR/M12x0,75, MUR-S/M12x0,75
25.0023	SS2-S	SLB2-...
25.0021	SS4	MUR/M8x0,5
14.5008	SS6	M18x1

Hexagonal Wrenches STS1,5

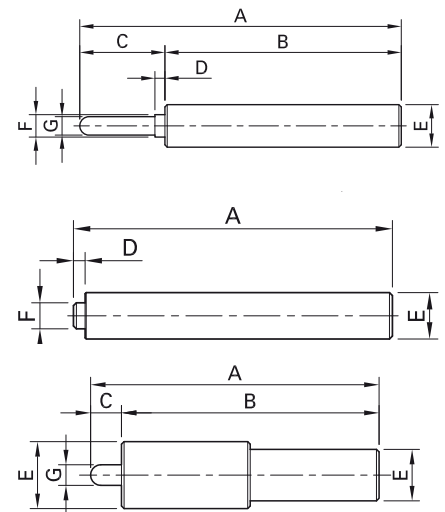

Uninsulated type (hexagonal 1.5 mm).



Order No.	Type	Version
25.0035	STS1,5	uninsulated

Press-in Tools MB...

Steel assembly mandrels for our press-fit sockets.



Order No.	Type	Suitable for socket types	Dimensions (mm)						
			A	B	C	D	E	F	G
25.0030	MB1	EB1	56,9	50	6,9	0,9	Ø 5	Ø 2,4	Ø 1
25.0031	MB2	LB2, EPB-2N/S, EB2, EB2-A	63,5	50	13,5	1,6	Ø 7	Ø 3	Ø 1,9
25.0028	MB2-S	SEB2-...	55	53	-	2	Ø 8	Ø 4,5	-
25.0032	MB4	EB4-...	68	50	18	2,1	Ø 9	Ø 4,75	Ø 3,9
25.0033	MB4-S	XEP..., SEB4-..., XUB-G	56	50	6	-	Ø 10/13	-	Ø 4

Insulation Stripping Pincers STRIPAX

With automatic adaptation to wire cross-section and with wire-cutter for cross-sections up to 4 mm².



Order No.	Type	Wire cross-section range	Overall length	Weight
25.0015	STRIPAX	0,5 mm ² ... 4 mm ² (AWG 20 - 11)	200 mm	145 g

Accessories

25.5015	STRIPAX/M	Spare blade		
---------	-----------	-------------	--	--

Crimping Pliers PZK3

For end-sleeves from 0.5 mm² up to 16 mm². Suitable specially for LS425-SL or LS425-SL/N.



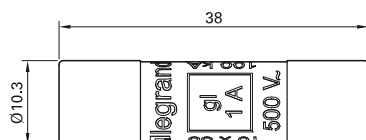
Order No.	Type	Overall length	Weight
25.0018	PZK3	228 mm	236 g

HBC Type Fuses G..A-SV FLU-11 DMI...

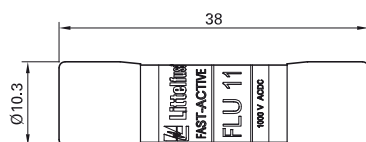
Can safely break extremely high short-circuit currents. The very low internal resistance permits the measurement of resistance and

current. Types FLU-11 and DMI-...A with UL approval.

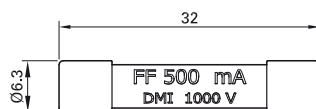
G..A-SV



FLU-11



DMI-...A



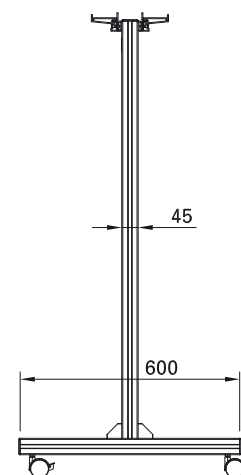
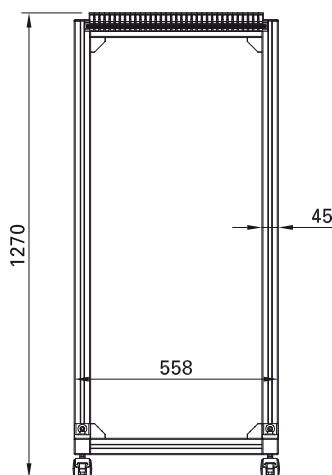

Order No.	Type	Fuse rating	Fuse dimensions	Breaking capacity	
51.0011	G1A-SV	1 A	10 x 38 mm	100 kA (500 VAC)	
51.0012	G2A-SV	2 A	10 x 38 mm	100 kA (500 VAC)	
51.0013	G4A-SV	4 A	10 x 38 mm	100 kA (500 VAC)	
51.0014	G6A-SV	6 A	10 x 38 mm	100 kA (500 VAC)	
51.0016	G10A-SV	10 A	10 x 38 mm	100 kA (500 VAC)	
51.0018	G16A-SV	16 A	10 x 38 mm	100 kA (500 VAC)	
51.0019	G20A-SV	20 A	10 x 38 mm	100 kA (500 VAC)	
69.0011	FLU-11	11 A	10 x 38 mm	20 kA (1000 VAC/DC)	
69.0012	DMI-0,5A	0,5 A	6,3 x 32 mm	30 kA (1000 VAC/DC)	
69.0013	DMI-1,6A	1,6 A	6,3 x 32 mm	30 kA (1000 VAC/DC)	

Test Lead Holders LKW2-N

Trolley made of anodized aluminium square section tube for orderly storage of test leads. 2 lead holders (length: 56 cm), each with 34 plastic brackets. For efficient packing,

the trolley is supplied disassembled.

The test leads are not supplied!



Order No.	Type
64.9284	LKW2-N

Test Lead Holders MH-1/...

Holder for orderly storage of test leads. C-profile rails, made of anodized aluminum of different lengths (type MPS-...) can be used as a carrier for hanger modules MPK-10. Integral spacers maintain a set

spacing of 4 mm. When necessary, the spacers can be taken away easily to store leads with smaller diameters. For thicker leads, the holders can be moved accordingly in the C-profile rail.

MH-1...



MPS-...



Order No.	Type	Length	Number of hangers
64.9242-020	MH-1/200	20 cm	12
64.9243-025	MH-1/250	25 cm	16
64.9244-033	MH-1/330	33 cm	21
64.9245-050	MH-1/500	50 cm	34
64.9246-075	MH-1/750	75 cm	52
64.9247-100	MH-1/1000	100 cm	69

Component parts

64.9235	MPK-10	Hanger module
64.9236-020	MPS-200	C-profile rail suitable for: MH-1/200
64.9237-025	MPS-250	C-profile rail suitable for: MH-1/250
64.9238-033	MPS-330	C-profile rail suitable for: MH-1/330
64.9239-050	MPS-500	C-profile rail suitable for: MH-1/500
64.9240-075	MPS-750	C-profile rail suitable for: MH-1/750
64.9241-100	MPS-1000	C-profile rail suitable for: MH-1/1000

APPENDIX

Product range consolidation/Alternative article

If you were unable to find the items you were looking for in this catalog, they may be listed here. In the following list, you can see whether the item you were looking for has been affected by the overhaul to our portfolio, and whether any recommended

alternatives are available. Please note that we cannot offer alternatives for every discontinued item. The suggested alternative items are not always 1 : 1 replacements and could differ slightly from the original items. For this reason it is imperative that you refer

to the properties of the alternative item on the corresponding catalog page.

Sorted by type

Phased-out article		Alternative article		
Type	Order No.	Type	Order No.	Page
A-CEE/SLK4	50.4800			
ALH-200	64.9350-*			
A-NETZ/SLK4-B	24.0147-28			
B2-E-M3,5-I	50.4801-*			
B2-I/KS	50.4804-*			
B4-E-M3,5	23.5079			
B4-E-M3,5-I	23.1032-*	B4-E-M3-I	23.1031-*	73
BT200	66.9484-*	PP115/2	66.9115-*	53
DLH-200	64.9382-090			
E-ESZ456-B4	10.0810	GRIP-ESZ	66.9445-21	67
ES-1	66.9620			
ESZ4-B4	10.0811	GRIP-ESZ4	66.9446-21	67
ESZ5-B4	10.0812	GRIP-ESZ5	66.9447-21	67
ESZ6-B4	10.0813	GRIP-ESZ6	66.9448-21	67
EVU-KO	20.2090			
FMA10/B4	10.0910			
FMA12-PF	19.7847-*			
FMA12-PF/425-E/N	19.7882-*			
FMA12-PF/B4	10.0911-*			
HP-150/B	66.9114-*	HP-150/A	66.9113-*	53
KT405-BK	22.2230-*	KT410-BK	22.2250-*	35
KT425-SL/F	50.1109-*	KT425-SL	22.2260-*	33
LB4-G/M3,5	23.0270-*	LB4-G/M4	23.0280-*	73
LKW2	25.0010	LKW2-N	64.9284	111
MINIGRIP-XA	66.9746-*	GRIP-A	66.9116-*	58
MINIGRIP-XB/100	66.9748-*	GRIP-B/100	66.9117-*	57
MINIGRIP-XB/50	66.9747-*	GRIP-B/50	66.9120-*	57
MINIGRIP-XCI	66.9750-*	GRIP-CI	66.9121-*	61
SKS2-19L/1SA/A	65.9849-21			
SKS2-19L/1SA/N	65.9846-21			
SLK205-LA/BA	65.3317-*			
SLK205-LA/BA/SIL	65.3318-*			

Phased-out article		Alternative article		
Type	Order No.	Type	Order No.	Page
SLK205-LA/SIL	65.3308-*	SLK205-LA	65.3307-*	9
SLK410-L/N	49.0031-*	SLK410-L	28.0083-*	21
SLK425-E/ESZ	15.2529-100*	Grip-ESZ/XMF-419	66.9436-15021	67
SLK425-L/W	28.0090-100*	XMF-484	66.9005-*	25
SLS405-BK	22.2660-*	SLS410-BK	22.2672-*	35
SLS425-SL/F	22.2664-*	SLS425-SL	22.2663-*	33
SLS425-SL/N/F	22.2666-*	SLS425-SL/N	22.2665-*	33
SMK410-AR/1000V	49.0165-150*	XSPP-419	66.9315-*	28
SMK410-AR/W/1000V	49.0167-120*	XSPP-419	66.9315-*	28
SMK425-AR	49.0145-100*	XSPP-419	66.9315-*	28
SPP4-AR	50.4510-*			
SPP4-AR/1000V	49.0166-*			
SPP4-AR/PF	49.0168-22			
XAKK-446	66.9399-150			
XALS	65.9186-*	XALF	65.9185-*	16
XDK-1033/I	66.9520-*	XDK-1033/I-2	66.9561-*	60
XDK-1033P/I	66.9522-*			
XDLS-414	66.9525-150*	XDLS-418	66.9531-150*	61
XDLS-414/I	66.9529-150*			
XDLS-414/SIL	66.9526-150*	XDLS-418	66.9531-150*	61
XDLS-414/SIL/I	66.9530-150*			
XEB-1Q	66.9141-*	XEB-1R	66.9131-*	44
XEG-1RR	66.9858-*	XEG-1R	66.9136-*	45
XF-BB/2	67.9544-21			
XF-SS/2	67.9543-21			
XGMF-414	66.9400-*			
XGMF-480	66.9402-*			
XGMS-414	66.9401-*			
XGMS-480	66.9403-*			
XKF-402	66.9659-*	XKF-414	66.9011-*	24
XKT-459/90	66.1008-*			
XL-459/90	66.9651-*	XL-459/30	66.9649-*	31
XLDH-200	66.9385-090			
XLWH-480	66.9388-120*			
XM-BB/2	67.9542-21			
XM-SS/2	67.9541-21			
XMT-414	66.9420-*	XMF-414	66.9013-*	31
XMT-484	66.9421-*	XMF-484	66.9005-*	25
XMZK	66.9074-*			
XMZS-15/40	66.9085-*			
XMZS-20/40	66.9086-*			
XPF-402/2G	66.9614-*	XPF-480/2G	66.9645-*	27

Phased-out article		Alternative article		
Type	Order No.	Type	Order No.	Page
XPF-402/4	66.9616-*	XPF-484	66.9008-*	26
XPF-414	66.9023-*	XPF-484	66.9008-*	26
XPP-80/2-19	66.9644-*	XPP-80/2-16	66.9640-*	53
XPP-80/4	66.9642-*	PP115/4	66.9112-*	54
XPP-80/U	66.9643-*			
XPS-414	66.9024-*	XPS-484	66.9007-*	26
XPS-482/4	66.9628-*	XPS-484	66.9007-*	26
XPT-414	66.9422-150*	XPF-484	66.9008-*	26
XPT-484	66.9423-150*	XPF-484	66.9008-*	26
XPZ-4AZW	66.9103-120			
XPZ-4WZW	66.9104-120			
XVF-4075	66.9563-*	XVF-4075/EVO	66.8563-*	20
XVS-4075	66.9562-*	XVS-410/EVO	66.8561-*	20
XWA-2/4	65.9190-*			
XZG410-L/SIL	66.9412-*	XZG410-L	66.9411-*	24
XZG410-W	66.9413-*			
XZG410-W/SIL	66.9414-*			
XZG425-E	66.9409-*			
XZG425-E/SIL	66.9410-*			
ZPK	66.9079-*			
ZPS-15/25	66.9075-*	ZPS-20/25	66.9076-*	83
ZPS-15/40	66.9081-*	ZPS-20/40	66.9082-*	83
ZPS-35/25	66.9077-*	ZPS-20/25	66.9076-*	83

Sorted by order No.

Phased-out article		Alternative article		
Order No.	Type	Order No.	Type	Page
10.0810	E-ESZ456-B4	66.9445-21	GRIP-ESZ	67
10.0811	ESZ4-B4	66.9446-21	GRIP-ESZ4	67
10.0812	ESZ5-B4	66.9447-21	GRIP-ESZ5	67
10.0813	ESZ6-B4	66.9448-21	GRIP-ESZ6	67
10.0910	FMA10/B4			
10.0911-*	FMA12-PF/B4			
15.2529-100*	SLK425-E/ESZ	66.9436-15021	Grip-ESZ/XMF-419	67
19.7847-*	FMA12-PF			
19.7882-*	FMA12-PF/425-E/N			
20.2090	EVU-KO			
22.2230-*	KT405-BK	22.2250-*	KT410-BK	35
22.2660-*	SLS405-BK	22.2672-*	SLS410-BK	35

Phased-out article		Alternative article		
Order No.	Type	Order No.	Type	Page
22.2664-*	SLS425-SL/F	22.2663-*	SLS425-SL	33
22.2666-*	SLS425-SL/N/F	22.2665-*	SLS425-SL/N	33
23.0270-*	LB4-G/M3,5	23.0280-*	LB4-G/M4	73
23.1032-*	B4-E-M3,5-I	23.1031-*	B4-E-M3-I	73
23.5079	B4-E-M3,5			
24.0147-28	A-NETZ/SLK4-B			
25.0010	LKW2	64.9284-	LKW2-N	111
28.0090-100*	SLK425-L/W	66.9005-*	XMF-484	25
49.0031-*	SLK410-L/N	28.0083-*	SLK410-L	21
49.0145-100*	SMK425-AR	66.9315-*	XSP4-419	28
49.0165-150*	SMK410-AR/1000V	66.9315-*	XSP4-419	28
49.0166-*	SPP4-AR/1000V			
49.0167-120*	SMK410-AR/W/1000V	66.9315-*	XSP4-419	28
49.0168-22	SPP4-AR/PF			
50.1109-*	KT425-SL/F	22.2260-*	KT425-SL	33
50.4510-*	SPP4-AR			
50.4800	A-CEE/SLK4			
50.4801-*	B2-E-M3,5-I			
50.4804-*	B2-I/KS			
64.9350-*	ALH-200			
64.9382-090	DLH-200			
65.3308-*	SLK205-LA/SIL	65.3307-*	SLK205-LA	9
65.3317-*	SLK205-LA/BA			
65.3318-*	SLK205-LA/BA/SIL			
65.9186-*	XALS	65.9185-*	XALF	16
65.9190-*	XWA-2/4			
65.9846-21	SKS2-19L/1SA/N			
65.9849-21	SKS2-19L/1SA/A			
66.1008-*	XKT-459/90			
66.9023-*	XPF-414	66.9008-*	XPF-484	26
66.9024-*	XPS-414	66.9007-*	XPS-484	26
66.9074-*	XMZK			
66.9075-*	ZPS-15/25	66.9076-*	ZPS-20/25	83
66.9077-*	ZPS-35/25	66.9076-*	ZPS-20/25	83
66.9079-*	ZPK			
66.9081-*	ZPS-15/40	66.9082-*	ZPS-20/40	83
66.9085-*	XMZS-15/40			
66.9086-*	XMZS-20/40			
66.9103-120	XPZ-4AZW			
66.9104-120	XPZ-4WZW			
66.9114-*	HP-150/B	66.9113-*	HP-150/A	53
66.9141-*	XEB-1Q	66.9131-*	XEB-1R	44

Phased-out article		Alternative article		
Order No.	Type	Order No.	Type	Page
66.9385-090	XLDH-200			
66.9388-120*	XLWH-480			
66.9399-150	XAKK-446			
66.9400-*	XGMF-414			
66.9401-*	XGMS-414			
66.9402-*	XGMF-480			
66.9403-*	XGMS-480			
66.9409-*	XZG425-E			
66.9410-*	XZG425-E/SIL			
66.9412-*	XZG410-L/SIL	66.9411-*	XZG410-L	24
66.9413-*	XZG410-W			
66.9414-*	XZG410-W/SIL			
66.9420-*	XMT-414	66.9013-*	XMF-414	31
66.9421-*	XMT-484	66.9005-*	XMF-484	25
66.9422-150*	XPT-414	66.9008-*	XPF-484	26
66.9423-150*	XPT-484	66.9008-*	XPF-484	26
66.9484-*	BT200	66.9115-*	PP115/2	53
66.9520-*	XDK-1033/I	66.9561-*	XDK-1033/I-2	60
66.9522-*	XDK-1033P/I			
66.9525-150*	XDLS-414	66.9531-150*	XDLS-418	61
66.9526-150*	XDLS-414/SIL	66.9531-150*	XDLS-418	61
66.9529-150*	XDLS-414/I			
66.9530-150*	XDLS-414/SIL/I			
66.9562-*	XVS-4075	66.8561-*	XVS-410/EVO	20
66.9563-*	XVF-4075	66.8563-*	XVF-4075/EVO	20
66.9614-*	XPF-402/2G	66.9645-*	XPF-480/2G	27
66.9616-*	XPF-402/4	66.9008-*	XPF-484	26
66.9620	ES-1			
66.9628-*	XPS-482/4	66.9007-*	XPS-484	26
66.9642-*	XPP-80/4	66.9112-*	PP115/4	54
66.9643-*	XPP-80/U			
66.9644-*	XPP-80/2-19	66.9640-*	XPP-80/2-16	53
66.9651-*	XL-459/90	66.9649-*	XL-459/30	31
66.9659-*	XKF-402	66.9011-*	XKF-414	24
66.9746-*	MINIGRIP-XA	66.9116-*	GRIP-A	58
66.9747-*	MINIGRIP-XB/50	66.9120-*	GRIP-B/50	57
66.9748-*	MINIGRIP-XB/100	66.9117-*	GRIP-B/100	57
66.9750-*	MINIGRIP-XCI	66.9121-*	GRIP-CI	61
66.9858-*	XEG-1RR	66.9136-*	XEG-1R	45
67.9541-21	XM-SS/2			
67.9542-21	XM-BB/2			
67.9543-21	XF-SS/2			
67.9544-21	XF-BB/2			

Notes

Index

Type	Page
AB200	63
A-NETZ/SLK4	87
A-SLK4	72
A-SLK4-N	72
A-SLK4-R	75
A-SLK4-RS	74
A-SLK4-S	72
B4-E-IM4	76
B4-E-IM4-I	76
B4-E-M3	73
B4-E-M3-I	73
B4-E-M4	73
B4-E-M4-I	73
B4-I/K	83
B4-I/KA	82
B4-I/KS	81
B4-I/S1,5	84
B4-I/S2,8x2	85
BT400	54
DMI-0,5A	110
DMI-1,6A	110
ESZ-WZ	67
FLU-11	110
FSH2,8x0,8	107
FSH4,8x0,8	107
FSH6,3x0,8	107
FS/M4	105
FS/M12	105
G1A-SV	110
G2A-SV	110
G4A-SV	110
G6A-SV	110
G10A-SV	110
G16A-SV	110
G20A-SV	110
GBSA/M8	78
GBSA/M12	78
GBSA/M16	78
GEW.12-MUTTER	103
GKSA/M12	80
GRIP-A	58
GRIP-B/50	57
GRIP-B/100	57
GRIP-B/200	57

Type	Page
GRIP-CI	61
GRIP-DI	62
GRIP-ESZ	67
GRIP-ESZ4	67
GRIP-ESZ5	67
GRIP-ESZ6	67
GRIP-ESZ/XMF-419	67
GRIP-ESZ/XMS-419	67
GRIP-F	64
GRIP-FMA	64
GRIP-FMA/XMF-419	66
GRIP-FMA/XMS-419	66
GRIP-FMA/XSMF-419	65
GRIP-FMA/XSMS-419	65
HC200-2G	27
HP-150/A	53
I-A2/4	73, 76
ID/S6AR-N-B4S	101
ID/S6AR-N-S	102
ID/S6NB	102
ID-SAB4-G	106
KK4/4	70
KT410-BK	35
KT425-SE	32
KT425-SL	33
KT425-SW	34
LB4-G/M4	73
LKW2-N	111
LS410-BK-I	35
LS425-SE	32
LS425-SE/M	32
LS425-SE/N	32
LS425-SE/Q	32
LS425-SE/Q/N	32
LS425-SL	33
LS425-SL/N	33
LS425-SW	34
LS425-SW/A	34
MB1	108
MB2	108
MB2-S	108
MB4	108
MB4-S	108
MH-1/200	112

Type	Page
MH-1/250	112
MH-1/330	112
MH-1/500	112
MH-1/750	112
MH-1/1000	112
MicroGrip-XB	15
MPK-10	112
MPS-200	112
MPS-250	112
MPS-330	112
MPS-500	112
MPS-750	112
MPS-1000	112
MSA	80
MU0,5D/M4N	103
MU0,8D/M4	103
MU0,8D/M4N	103
MUE/M6x0,75	103
MU/M5	103
MU/M6x0,5	103
MU/M8x0,5	103
MU/M12x0,75	103
MUR/M6x0,5	104
MUR/M8x0,5	104
MUR/M12x0,75	104
MUR-S/M12x0,75	104
PF/S4-10x38-S	86
PF/S4-BS-10x38-S	86
PP-115/2	53
PP-115/4	54
PZK3	109
SA400-VI	74
SAB4-F/A	47
SAB4-G	46
SAB4-G/N-X	46
SAGK4-K	58
SCHUDE-SLB	105
SCHUKA-SLB	106
SD-XUB	105
SEB2-F2,8	13
SEB2-R	13
SEB4-E	39
SEB4-F	38
SEB4-F6,3	38

Type	Page
SEB4-F6,3/N	38
SEB4-F/A	40
SEB4-F/N	38
SEB4-G	39
SEB4-G/N-X	39
SEB4-R	39
SEB4-R/N	39
SET4	89
SKLS4	36
SKP4-2P/38	88
SKP4-4P/38	89
SKPS-4	57
SKPS-4/A	58
SKS2-12L/1SA/N	17
SKS4-19L	68
SKS4-19L/1	69
SL205-BA	12
SL205-K	11
SL205-LA	12
SLB2-F2,8	14
SLB2-R	14
SLB4-E	42
SLB4-F	41
SLB4-F6,3	41
SLB4-F6,3/N-X	41
SLB4-F/A	40
SLB4-F/N-X	41
SLB4-G	43
SLB4-G/N-X	43
SLB4-I/90	49
SLB4-I/90-S	85
SLB4-R	42
SLB4-R/N-X	42
SLK205-K	9
SLK205-K/SIL	9
SLK205-L	10
SLK205-LA	9
SLK205-L/SIL	10
SLK205-W/L	10
SLK205-W/L/SIL	10
SLK410-E/N	20
SLK410-E/N SIL	20
SLK410-E/SIL	20
SLK410-L	21

Type	Page
SLK425-E	20
SLK425-E/N	20
SLK425-L	21
SLK425-L/N	21
SLK606-AR/BGG	100
SLK606-AR/BGG/SIL	100
SLK606-AR/BGW	100
SLK606-AR/BGW/SIL	100
SLK606-AR/BWW	100
SLK606-AR/BWW/SIL	100
SLK4075-E/N	20
SLS410-BK	35
SLS425-SE	32
SLS425-SE/M	32
SLS425-SE/N	32
SLS425-SE/Q	32
SLS425-SE/Q/N	32
SLS425-SL	33
SLS425-SL/N	33
SLS425-SW	34
SLS425-SW/A	34
SP2	104
SP4	104
SPK4	51
SPP2-S	15
SPP4	52
SPP4-L	54
SPP4-S	52
SPP4-S/F	52
SS2	107
SS2-S	107
SS4	107
SS6	107
SS425	107
SSP4	104
STRIPAX	109
STRIPAX/M	109
STS1,5	108
U/4,3x12	104
U/M4	104
VARIOGRIP-5	77
VARIOGRIP-6	77
XA-2/4	71
XALF	16

Type	Page
XAS-1R	106
XDK-1033	59
XDK-1033/I-2	60
XDK-1033P	26
XDK-KELVIN	96
XDLS-418	61
XDS-BS/58	95
XDS-BS/SIL	95
XEB-1R	44
XEB-1RR	44
XEF-1R	45
XEF-1RR	45
XEG-1R	45
XELA-4	50
XELW-4	49
XEP-F	37
XEP-FS	37
XEP-S	37
XES-1R	45
XF-BB/4	93
XF-SS/4	93
X-GL-438	33
XHB-5000	98
XHK	70
XHL-5000	97
XHM-5000	97
XK-410	35
XKF-414	24
XKH-4/19/A	90
XKH-4/19/B	91
XKH-4/19/C	91
XKH-4/19/D	91
XKK-200	16
XKK-200-2G	27
XKK-1001	59
XKS-4	81
XKS-414	24
XKS-A	82
XL-410	34
XL-446	31
XL-459/30	31
XLAM-205L	17
XLAM-414/SC	95
XLAM-414/SC/SIL	95

Type	Page
XLAM-446/SC	94
XLAM-446/SC/SIL	94
XMA-7	79
XMA-7L	79
XMA-11	79
XM-B	92
XM-BB/4	93
XMF-402	21
XMF-414	22
XMF-418	22
XMF-419	22
XMF-484	25
XMS-402	21
XMS-414	22
XMS-418	22
XMS-419	22
XMS-484	25
XM-SS/4	93
XMT-419	22
XPF-480/2G	27
XPF-484	26
XPP-80/2-16	53
XPS-484	26
XRKA	75
XSAP-2F	56
XSAP-2R	55
XSAP-4	55
XSMF-419	23
XSMS-419	23
XSPP-2F-419	29
XSPP-2F-419/SIL	29
XSPP-2R-419	28
XSPP-2R-419/SIL	28
XSPP-419	28
XSPP-419/SIL	28
XUB-G	48
XVB-4/19	68
XVBB-4/19	69
XVF-446	19
XVF-448	19
XVS-446	19
XVS-448	19
XWA-4/19	71
XZG410	18

Type	Page
XZG410-L	24
XZG410/SIL	18
XZG425	18
XZG425/SIL	18
XZGL-410	30
XZGL-425	30
Z4	67
Z5	67
Z6	67
ZPK-45	84
ZPS-20/25	83
ZPS-20/40	83

Notes



■ Stäubli Units ○ Agents

Global presence of the Stäubli Group

www.staubli.com/contacts