

D

D

C

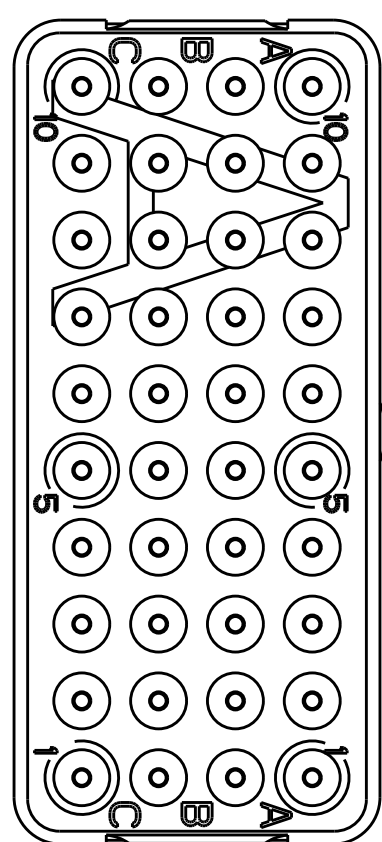
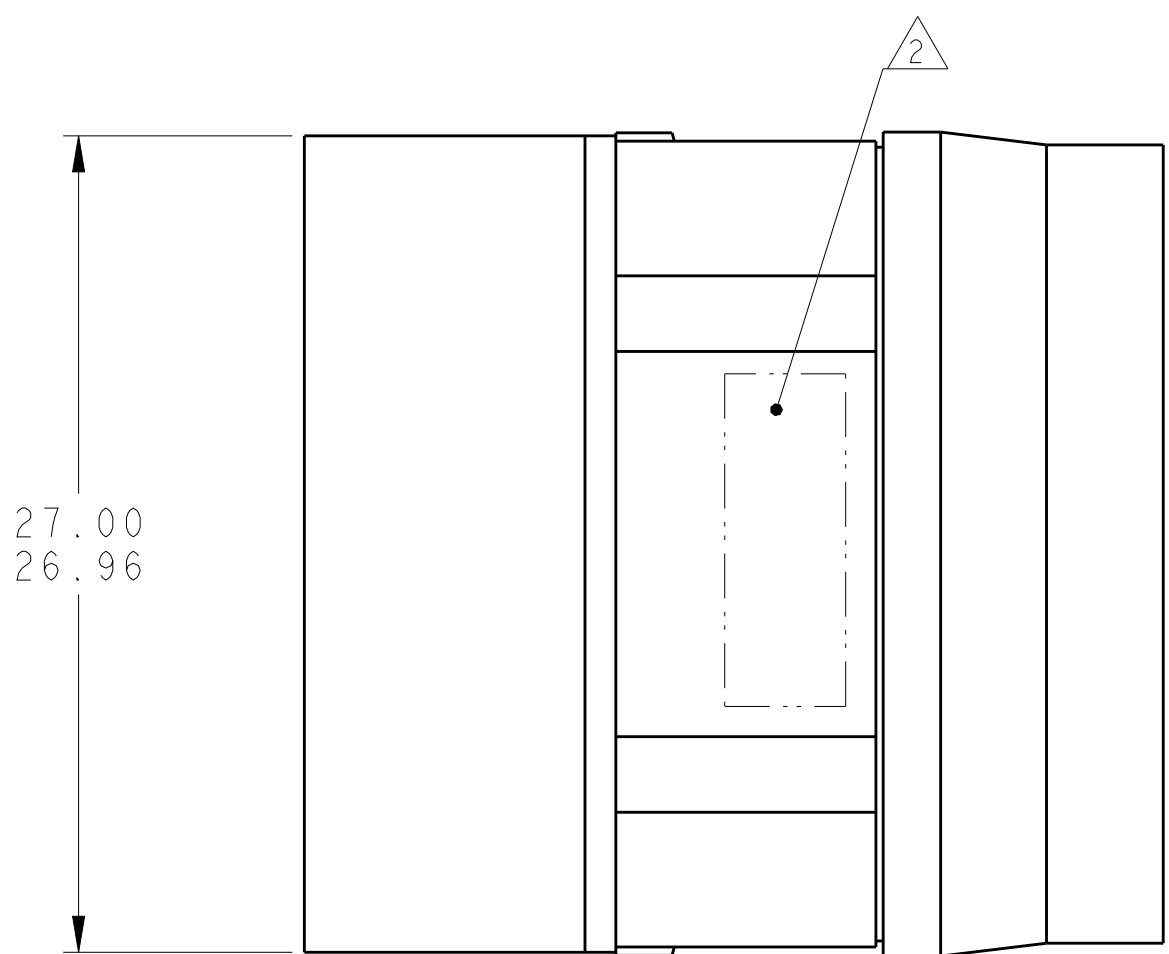
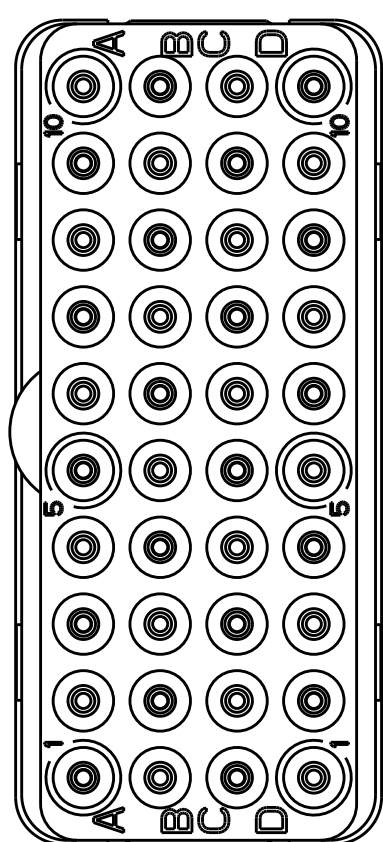
C

B

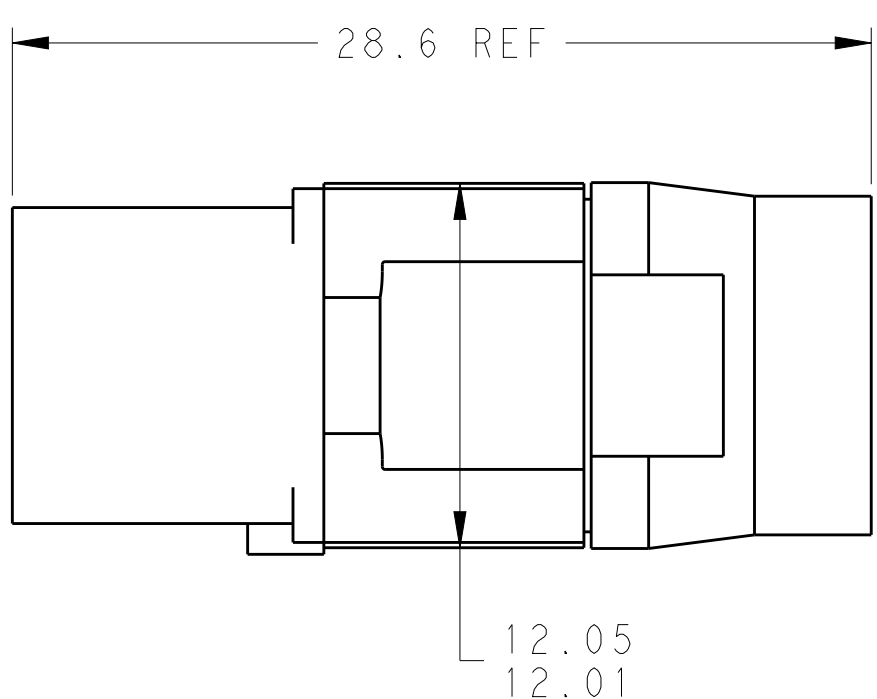
B

A

A



MATING FACE






1 FRONT & REAR INSULATORS: HIGH-TEMP THERMOPLASTIC OR THERMOSET EPOXY PER ASTM D5948. CONTACT RETENTION CLIPS: STAINLESS STEEL PER AISI 302 OR COPPER ALLOY PER ASTM B194, REAR GROMMET: FLUOROSILICONE ELASTOMER PER MIL-R-25988 B EXCEPT 4.6.6.1.

2 PART TO MARKED WITH TE IDENTIFICATION, TE PART NO. AND DATE CODE: YEAR & WEEK (YY WW) IN APPROXIMATE AREA SHOWN.

3. THIS INSERT CONTAINS: 40 CAVITIES FOR SIZE 22 SOCKET CONTACTS

4. THIS PRODUCT IS SOLD BY TYCO ELECTRONICS UNDER A LICENSE FROM RADIALl SA.

NON-ENV	GPRBN40SA	1738189-2
ENVIRONMENTAL	GPRBE40SA	1738189-1
REMARKS	DESCRIPTIVE PART NO.	PART NUMBER

THIS DRAWING IS A CONTROLLED DOCUMENT.		DWN C.C. THOMAS CHK K. HOGAN APVD K. HOGAN	10-4-10 10-4-10 10-4-10	 TE Connectivity						
DIMENSIONS: mm		TOLERANCES UNLESS OTHERWISE SPECIFIED:		NAME INSERT ASSEMBLY, SOCKET, ARRANGEMENT 40, KEY A, GPRB						
		0 PLC ± 1 PLC ± 2 PLC ± 3 PLC ± 4 PLC ± ANGLES ± FINISH		PRODUCT SPEC - APPLICATION SPEC - WEIGHT -		SIZE A2		CAGE CODE 00779	DRAWING NO C-1738189	RESTRICTED TO -
MATERIAL 		-		Customer Drawing				SCALE 4 : 1	SHEET 1 OF 1	REV C