


Power Inductors / Wire Wound type

## Discontinued

Series: **V**

Type: **ELLATV**


### ■ Features

- Magnetic shielded structure
- Low DC resistance and large current capability
- Available on tape and reel for automatic insertion
- RoHS compliant

### ■ Recommended Applications

- DC-DC converter circuitry for computer peripherals and amusement equipment.
- Chopper circuit decoupling chokes for DC-DC converter circuitry.

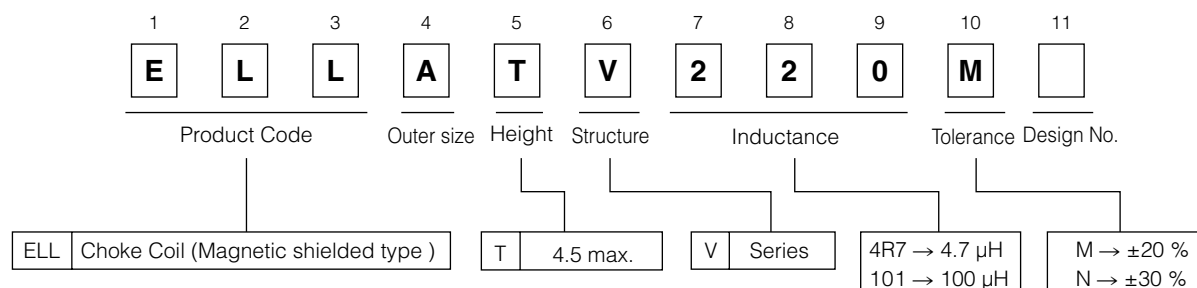
### ■ Standard Packing Quantity

- 500 pcs./Reel

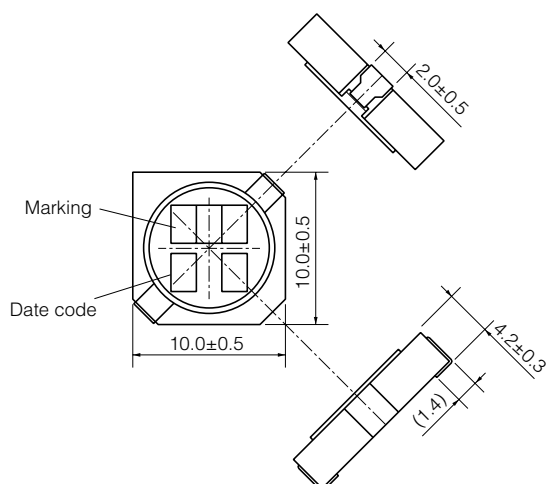
### ■ Soldering Conditions and Safety Precautions

Please see Data Files

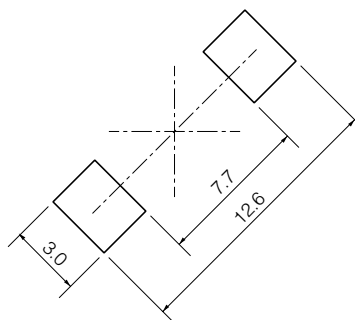
### ■ Explanation of Part Numbers



### ■ Dimensions in mm (not to scale)



### ■ Recommended Land Pattern in mm (not to scale)



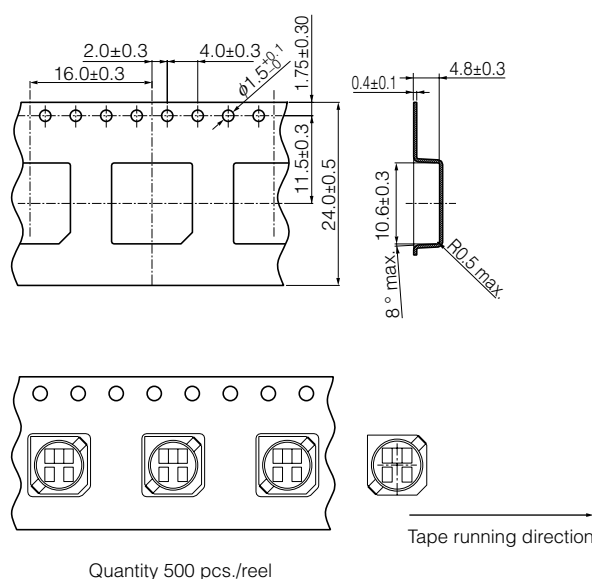
## ■ Standard Parts

Discontinued

Part No.	Inductance (100 kHz)		R <sub>DC</sub> (at 20 °C)		* Rated Current (mA) max.	Marking
	(μH)	Tolerance	(mΩ)	Tolerance		
ELLATV1R5N	1.5	±30 %	5.3	±20 %	6700	1R5
ELLATV2R2N	2.2		6.3		6200	2R2
ELLATV3R3N	3.3		8.8		5350	3R3
ELLATV4R3N	4.3		10		5000	4R3
ELLATV5R1N	5.1		14		4350	5R1
ELLATV6R8N	6.8		16		4000	6R8
ELLATV8R2N	8.2		18		3700	8R2
ELLATV100M	10.0	±20 %	23		3300	100
ELLATV120M	12.0		25		2900	120
ELLATV150M	15.0		32		2800	150
ELLATV180M	18.0		38		2500	180
ELLATV220M	22.0		45		2200	220
ELLATV270M	27.0		56		2000	270
ELLATV330M	33.0		62		1800	330
ELLATV390M	39.0		74		1600	390
ELLATV470M	47.0		94		1550	470
ELLATV560M	56.0		100		1350	560
ELLATV680M	68.0		130		1200	680
ELLATV820M	82.0		150		1100	820
ELLATV101M	100.0		180		1000	101
ELLATV121M	120.0		190		840	121
ELLATV151M	150.0		250		780	151
ELLATV181M	180.0		320		750	181
ELLATV221M	220.0		360		700	221
ELLATV271M	270.0		460		600	271
ELLATV331M	330.0		550		550	331
ELLATV391M	390.0		690		520	391
ELLATV471M	470.0		780		470	471
ELLATV561M	560.0		820		390	561
ELLATV681M	680.0		1150		370	681
ELLATV821M	820.0		1270		340	821
ELLATV102M	1000.0		1750		320	102

\* Current: This indicates the value of current when the inductance is 70 % of nominal value or when the case temperature has risen 45 °C (at 20 °C)

## ■ Embossed Carrier Tape Dimensions in mm (not to scale)



## ⚠ Safety Precautions

(Common precautions for Power Inductors / Wire Wound type)

- When using our products, no matter what sort of equipment they might be used for, be sure to make a written agreement on the specifications with us in advance. The design and specifications in this catalog are subject to change without prior notice.
- Do not use the products beyond the specifications described in this catalog.
- This catalog explains the quality and performance of the products as individual components. Before use, check and evaluate their operations when installed in your products.
- Install the following systems for a failsafe design to ensure safety if these products are to be used in equipment where a defect in these products may cause the loss of human life or other significant damage, such as damage to vehicles (automobile, train, vessel), traffic lights, medical equipment, aerospace equipment, electric heating appliances, combustion/gas equipment, rotating equipment, and disaster/crime prevention equipment.
- \*Systems equipped with a protection circuit and a protection device
- \*Systems equipped with a redundant circuit or other system to prevent an unsafe status in the event of a single fault

## ⚠ Precautions for use

### 1. Operation range and environments

- ① These products are designed and manufactured for general and standard use in general electronic equipment (e.g. AV equipment, home electric appliances, office equipment, information and communication equipment)
- ② These products are not intended for use in the following special conditions. Before using the products, carefully check the effects on their quality and performance, and determine whether or not they can be used.
  - In liquid, such as water, oil, chemicals, or organic solvent
  - In direct sunlight, outdoors, or in dust
  - In salty air or air with a high concentration of corrosive gas, such as Cl<sub>2</sub>, H<sub>2</sub>S, NH<sub>3</sub>, SO<sub>2</sub>, or NO<sub>2</sub>
  - In an environment where these products cause dew condensation

### 2. Handling

- ① Do not bring magnets or magnetized materials close to the product. The influence of their magnetic field can change the inductance value.
- ② Do not apply strong mechanical shocks by either dropping or collision with other parts. Excessive shock can damage the part.

### 3. Washing of board

Kindly consult the Technical department before washing of the PWB with any cleansing agent, and provide the washing condition.

### 4. Resoldering with a soldering iron

The temperature of the tip of the soldering iron should be 360 °C or less, 4 seconds.  
And resoldering with a soldering iron should be limited to 1 time, and after that should be cooling these.

### 5. Mounting side

External force must be less than 5.0 [N] : while mounting.

### 6. Storage conditions

Normal temperature (–5 to 35 °C), normal humidity (85 % RH max.), shall not be exposed to direct sunlight and harmful gases and care should be taken so as not to cause dew.

### <Package markings>

Package markings include the product number, quantity, and country of origin.  
In principle, the country of origin should be indicated in English.