

PP-RJ-SCC - Patch panel



2703018
<https://www.phoenixcontact.com/us/products/2703018>

Please be informed that the data shown in this PDF document is generated from our online catalog. Please find the complete data in the user documentation. Our general terms of use for downloads are valid.



Patch panel, RJ45 jack on Push-in terminal blocks, CAT5e, 10/100/1000 Mbps, DIN rail adapter, IP20, shield contacting with strain relief

Product description

This product is the successor to FL-PP-RJ45-SCC, item no. 2901642. Ethernet patch panels enable quick and easy connection between the field cabling and control cabinet cabling. The passive termination panels are a convenient alternative to the on-site assembly of RJ45 connectors.

Your advantages

- Extended temperature range of -40 °C ... +75 °C
- Fast connection of the field cable
- Wiring space covered with front panel cover
- Tool-free shield contacting with strain relief
- Shipbuilding approval in accordance with DNV GL
- PoE-capable in accordance with IEEE 802.3bt, type 4

Commercial data

Item number	2703018
Packing unit	10 pc
Minimum order quantity	1 pc
Sales key	DN07
Product key	DNC334
GTIN	4055626462882
Weight per piece (including packing)	69.2 g
Weight per piece (excluding packing)	62.27 g
Customs tariff number	85369010
Country of origin	DE

PP-RJ-SCC - Patch panel



2703018

<https://www.phoenixcontact.com/us/products/2703018>

Technical data

Notes

Note on application

Note on application	Only for industrial use
---------------------	-------------------------

Utilization restriction

CCCex note	Use in potentially explosive areas is not permitted in China.
------------	---

Product properties

Product type	Patch panel
MTTF	105699 Years

Insulation characteristics

Overvoltage category	II
Pollution degree	2

Electrical properties

Maximum power dissipation for nominal condition	0 W (passive module, no supply voltage required)
Rated insulation voltage	85 V DC (In accordance with EN/IEC 60079-7, Annex H)

Interfaces

Data: Ethernet interface, 10/100/1000Base-T(X) in accordance with IEEE 802.3

Serial transmission speed	10/100/1000 Mbps
Frequency range	125 MHz
Connection method	Push-in connection
Note on the connection method	CAT5e
Pin assignment	1:1
Transmission length	100 m (including patch cables)
Single conductor/terminal point, rigid	0.2 mm² ... 1.5 mm²
Single-wire/terminal point, flexible	0.2 mm² ... 1.5 mm²
Conductor cross section, flexible, with ferrule, with plastic sleeve	0.25 mm² ... 1.5 mm² (only together with CRIMPFOX 6)
Conductor cross section flexible, with ferrule without plastic sleeve	0.25 mm² ... 1.5 mm² (only together with CRIMPFOX 6)
Max. AWG conductor cross section, flexible	16
Min. AWG conductor cross section, flexible	26
Single-wire/terminal point, rigid AWG max.	16
Single-wire/terminal point, rigid AWG min.	26
Stripping length	8 mm
Transmission medium	Copper
Output nominal voltage	< 57 V DC
Maximum output power	60 W
Maximum output current	725 mA (Per channel)

PP-RJ-SCC - Patch panel

2703018

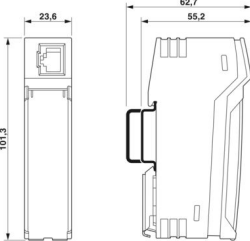
<https://www.phoenixcontact.com/us/products/2703018>



Data: Ethernet interface, 10/100/1000Base-T(X) in accordance with IEEE 802.3

Connection method	RJ45 jack
-------------------	-----------

Dimensions

Dimensional drawing	
Width	23.8 mm
Height	101.3 mm
Depth	50 mm

Material specifications

Color (Housing)	light gray (RAL 7035)
Material (Housing)	Plastic
Flammability rating according to UL 94	V0

Cable/line

External cable diameter	5.5 mm ... 6.5 mm
-------------------------	-------------------

Mechanical tests

Vibration resistance in accordance with EN 60068-2-6/IEC 60068-2-6	: 10 Hz ... 57 Hz, amplitude ± 3.5 mm, 57 Hz ... 150 Hz, 5g
Shock in accordance with EN 60068-2-27/IEC 60068-2-27	: 30g for 11 ms, three shocks in each spatial direction
Continuous shock in accordance with EN 60068-2-27/IEC 60068-2-27	: 10g for 16 ms, 1000 shocks in each spatial direction

Environmental and real-life conditions

Ambient conditions	
Degree of protection	IP20 (Manufacturer's declaration)
Ambient temperature (operation)	-40 °C ... 75 °C
Ambient temperature (storage/transport)	-40 °C ... 85 °C
Altitude	≤ 5000 m (For restrictions, see the manufacturer's declaration for altitude operation)
	≤ 2000 m (Restrictions for ATEX applications)
Permissible humidity (operation)	10 % ... 95 % (non-condensing)

Approvals

CE	
Certificate	CE-compliant

PP-RJ-SCC - Patch panel



2703018

<https://www.phoenixcontact.com/us/products/2703018>

ATEX

Identification	Ex II 3 G Ex ec IIC Gc
Certificate	PxCIF18ATEX2703015U
Note	Please follow the special installation instructions in the documentation!

UKEX

Identification	Ex II 3 G Ex ec IIC Gc
Certificate	PxCIMA22UKEX2703015U

UL, USA

Certificate	UL 60079-0 Ed. 6 / UL 60079-15 Ed. 4
-------------	--------------------------------------

UL, Canada

Certificate	CSA 22.2 No. 60079-0 Ed. 3 / CSA 22.2 No. 60079-15:16
-------------	---

Corrosive gas test

Identification	ISA-S71.04-1985 G3 Harsh Group A
----------------	----------------------------------

Shipbuilding

Identification	DNV GL
----------------	--------

Shipbuilding data

Temperature	D
Humidity	B
Vibration	B
EMC	B

Mounting

Mounting type	DIN rail mounting
Assembly note	The product can be snapped onto all 35 mm DIN rails in accordance with EN 60715.
Useable DIN rail type	DIN rail: 35 mm

PP-RJ-SCC - Patch panel

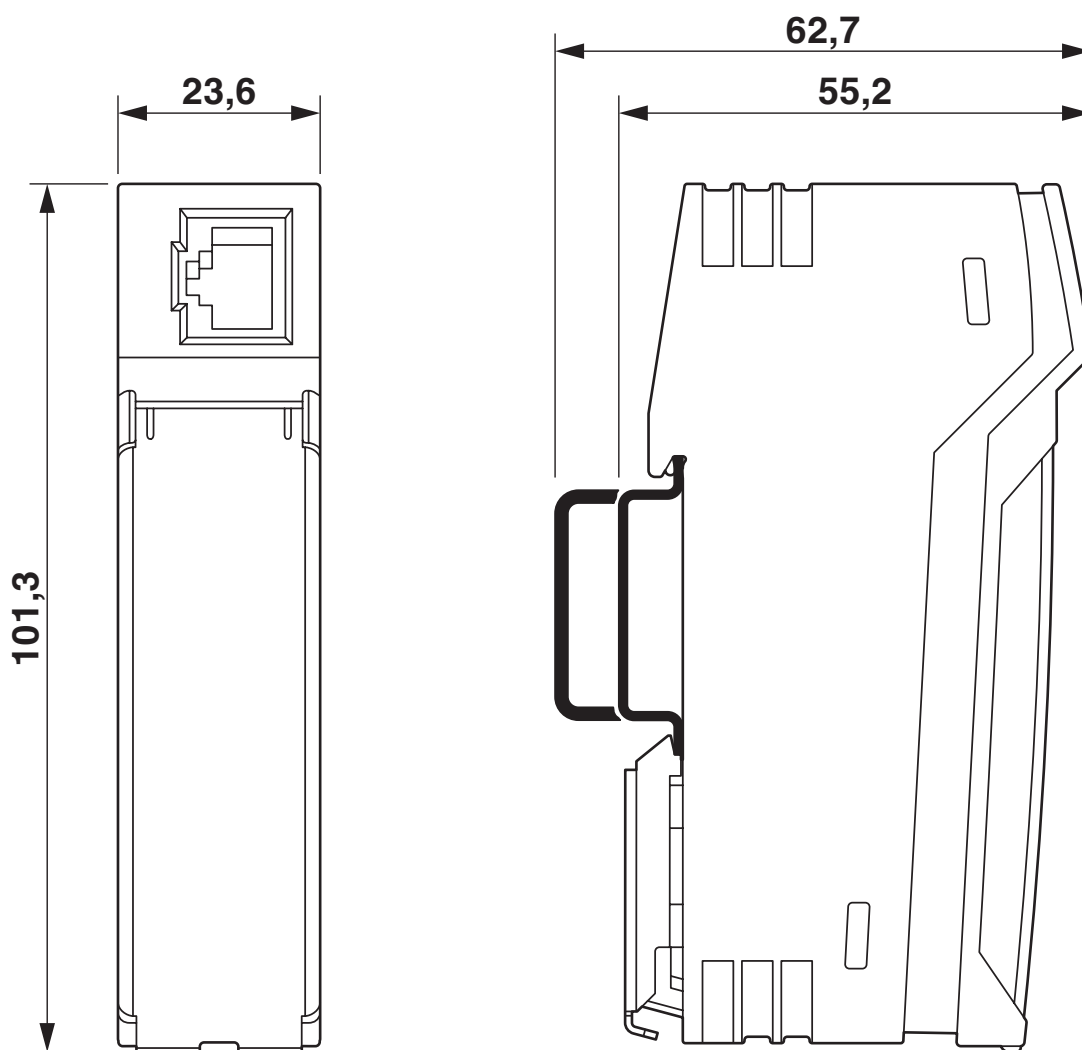
2703018

<https://www.phoenixcontact.com/us/products/2703018>



Drawings

Dimensional drawing



Compact housing

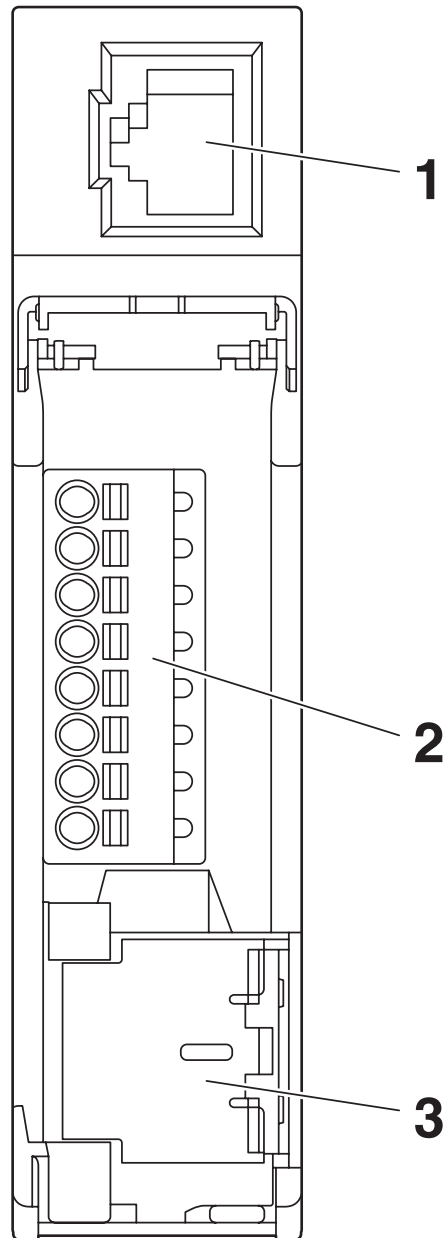
PP-RJ-SCC - Patch panel

2703018

<https://www.phoenixcontact.com/us/products/2703018>



Schematic diagram



Front view

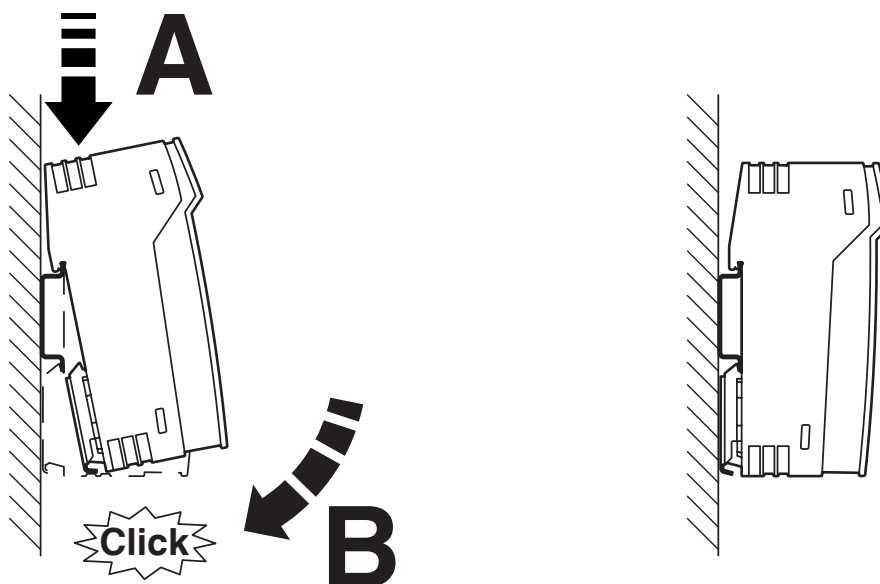
PP-RJ-SCC - Patch panel

2703018

<https://www.phoenixcontact.com/us/products/2703018>

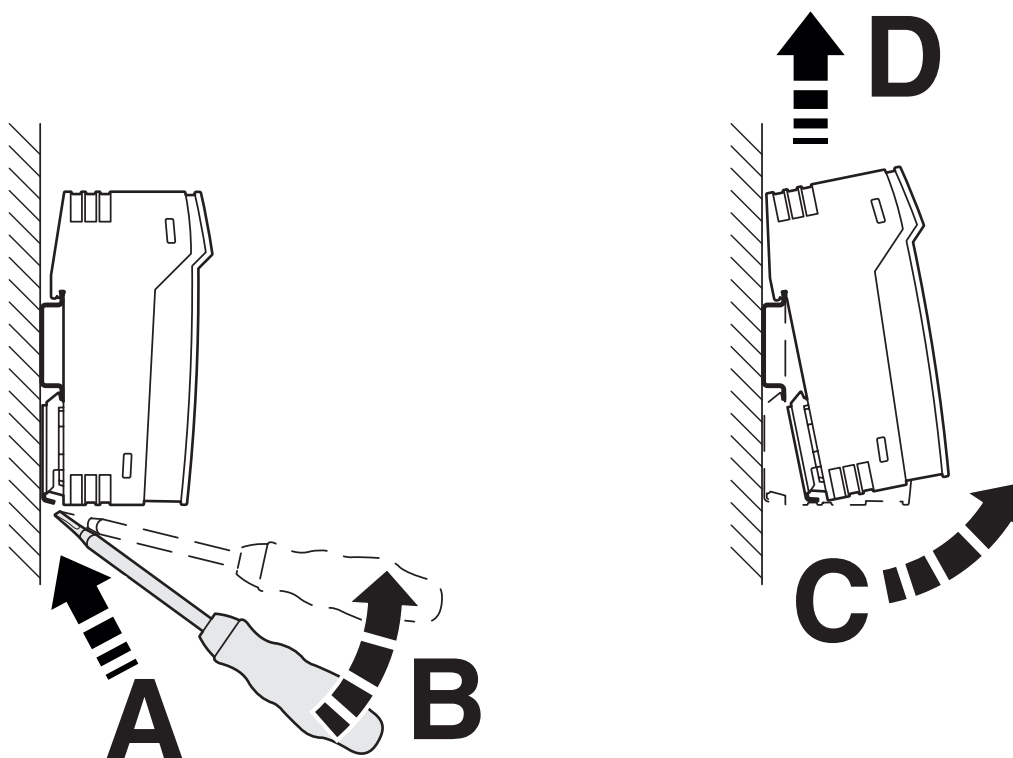


Schematic diagram



Mounting on a DIN rail

Schematic diagram



Removal

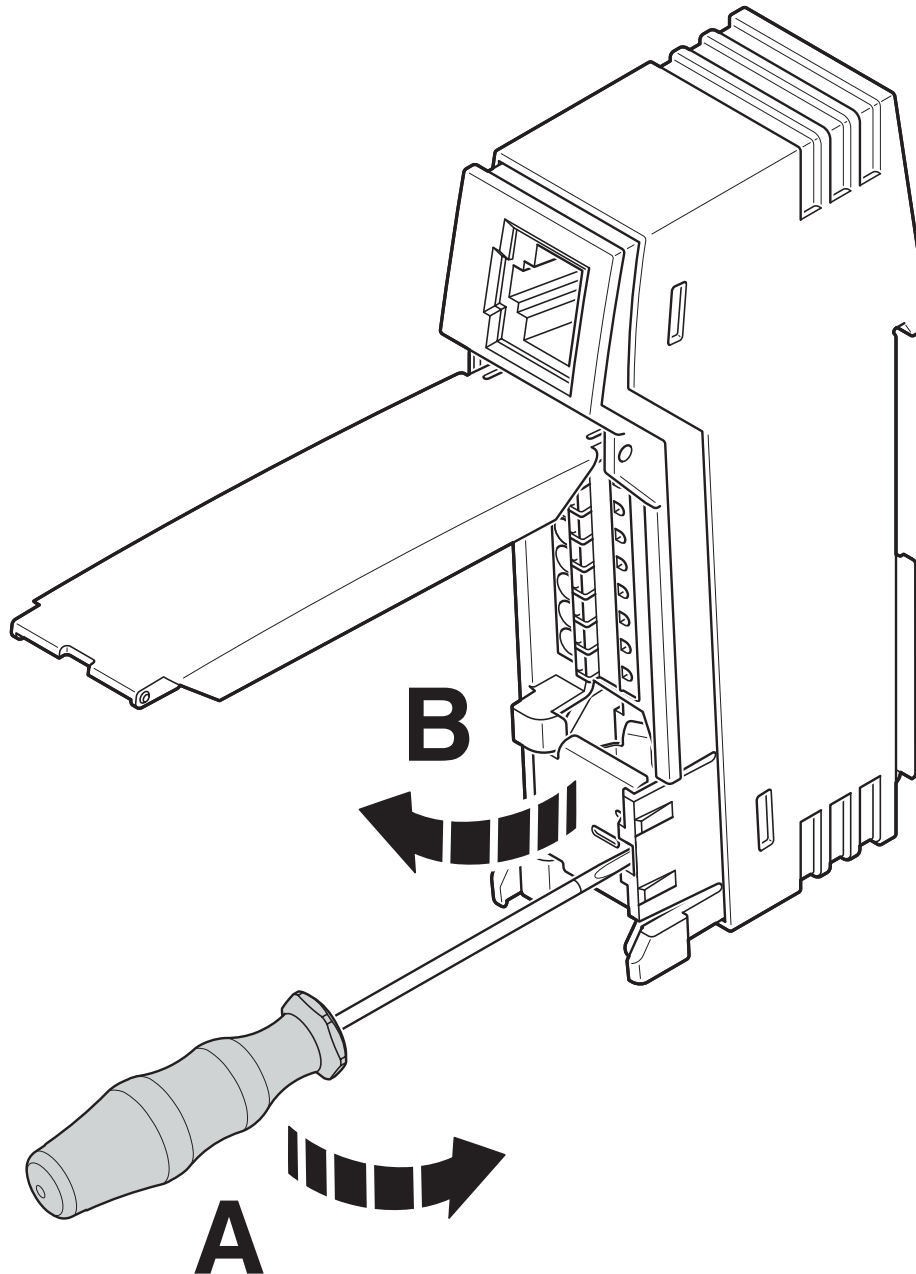
PP-RJ-SCC - Patch panel

2703018

<https://www.phoenixcontact.com/us/products/2703018>



Schematic diagram



Open shield contact spring

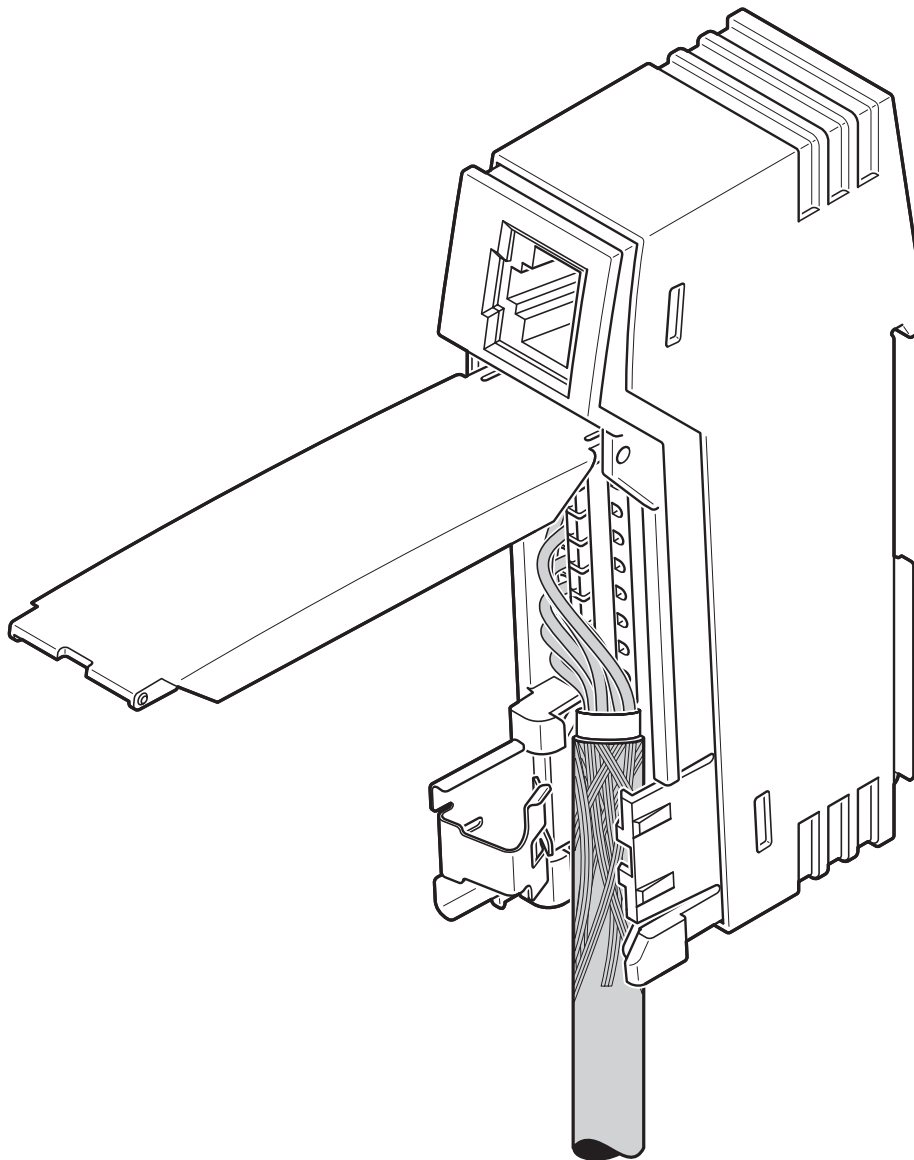
PP-RJ-SCC - Patch panel

2703018

<https://www.phoenixcontact.com/us/products/2703018>



Schematic diagram



Inserting the cable

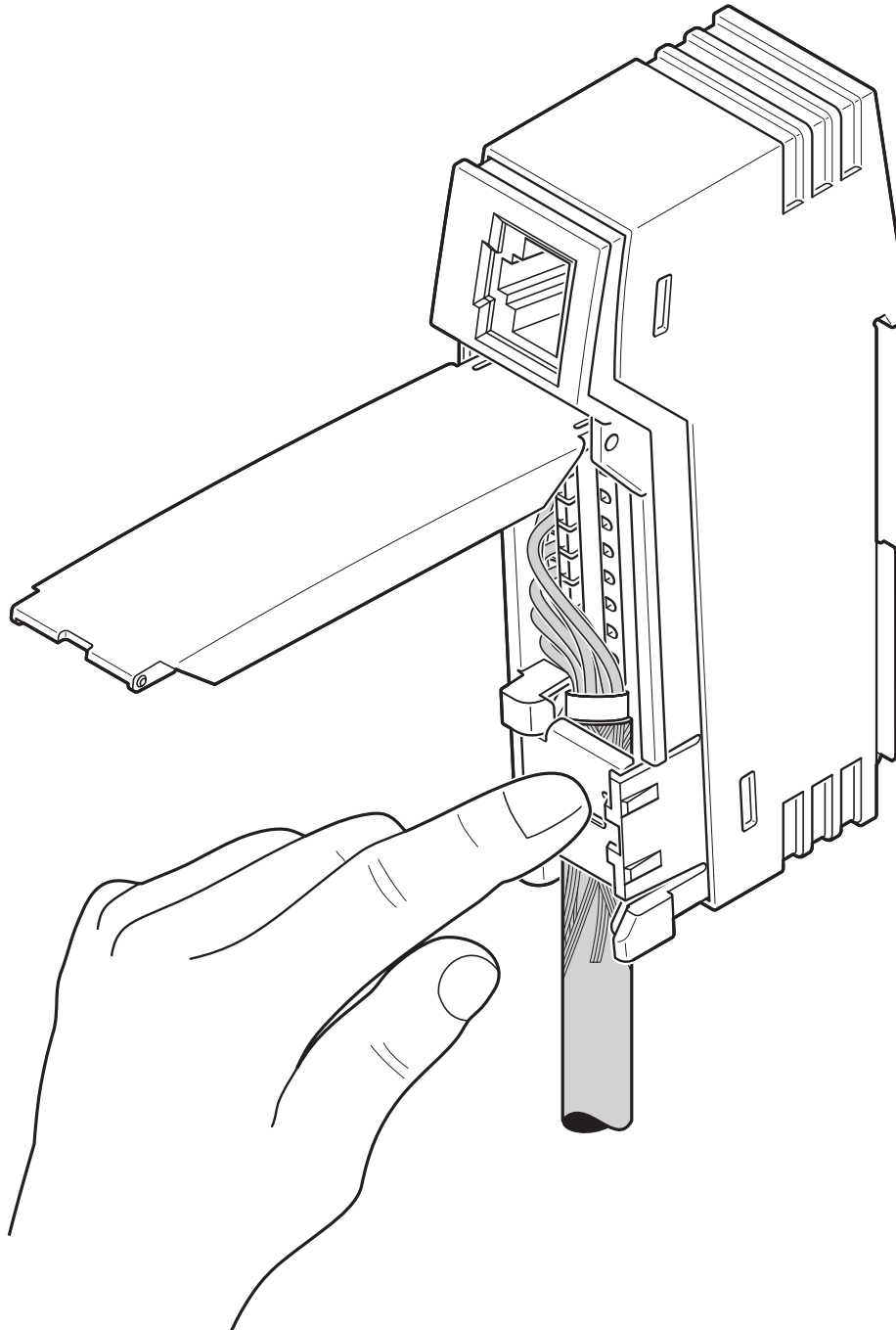
PP-RJ-SCC - Patch panel

2703018

<https://www.phoenixcontact.com/us/products/2703018>



Schematic diagram



Close shield contact spring

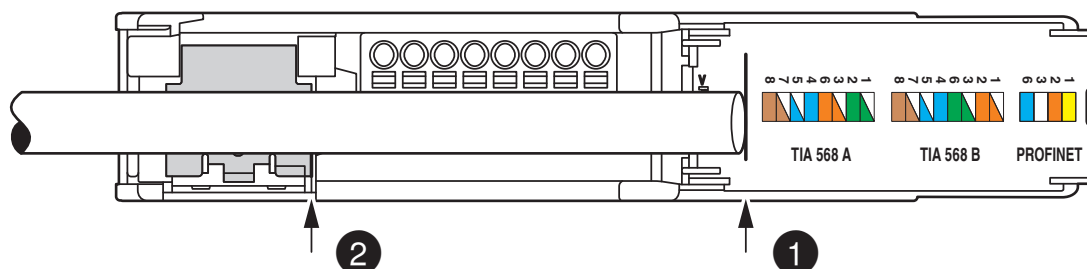
PP-RJ-SCC - Patch panel

2703018

<https://www.phoenixcontact.com/us/products/2703018>

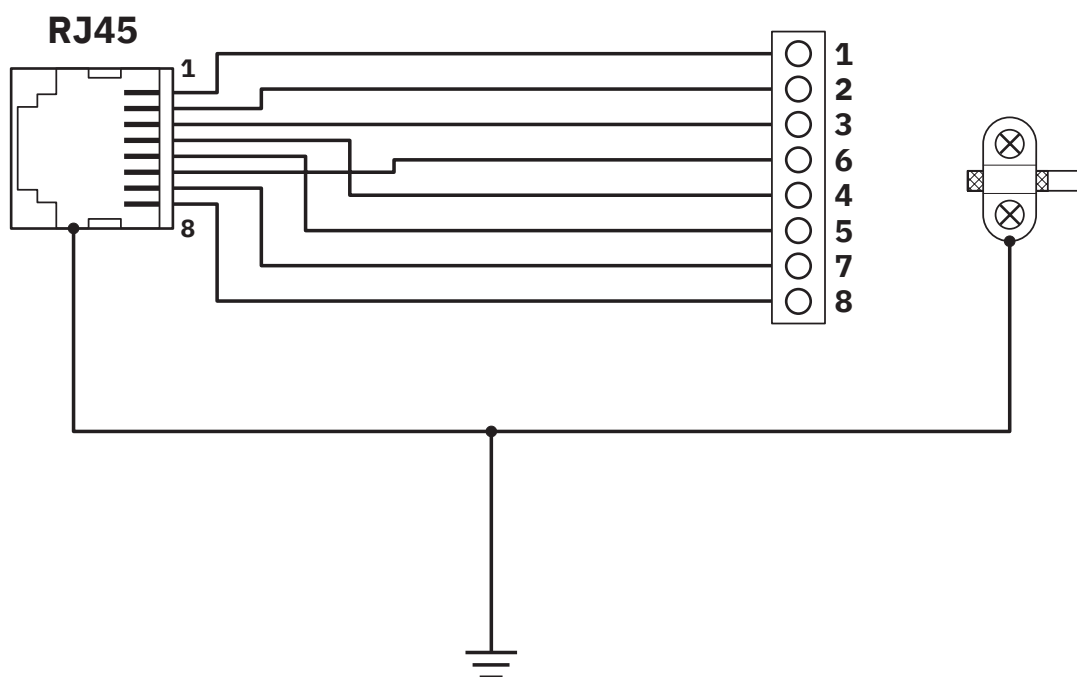


Schematic diagram



Stripping length

Circuit diagram



PP-RJ-SCC - Patch panel



2703018

<https://www.phoenixcontact.com/us/products/2703018>

Approvals

To download certificates, visit the product detail page: <https://www.phoenixcontact.com/us/products/2703018>



DNV GL

Approval ID: TAA00001KR



cUL Listed

Approval ID: E366272



UL Listed

Approval ID: E366272

PP-RJ-SCC - Patch panel



2703018
<https://www.phoenixcontact.com/us/products/2703018>

Classifications

ECLASS

ECLASS-13.0	19170112
ECLASS-15.0	19170112

ETIM

ETIM 9.0	EC001128
----------	----------

UNSPSC

UNSPSC 21.0	43223300
-------------	----------

PP-RJ-SCC - Patch panel

2703018
<https://www.phoenixcontact.com/us/products/2703018>



Environmental product compliance

EU RoHS	
Fulfills EU RoHS substance requirements	Yes, No exemptions
China RoHS	
Environment friendly use period (EFUP)	EFUP-E
	No hazardous substances above the limits
EU REACH SVHC	
REACH candidate substance (CAS No.)	No substance above 0.1 wt%

Phoenix Contact 2025 © - all rights reserved
<https://www.phoenixcontact.com>

Phoenix Contact USA
586 Fulling Mill Road
Middletown, PA 17057, United States
(+717) 944-1300
info@phoenixcon.com