Product datasheet

Specifications



dual function relay, Harmony Timer Relays, 8A, 2CO, 0.05sâ€¦300h, power on delay, 24...240V AC DC

RE22R2AMR

Main

Range of product	Harmony Timer Relays
Discrete output type	Relay
Product or component type	Modular timing relay
Device short name	RE22
nominal output current	8 A

Complementary

Contacts type and composition	1 C/O timed contact, cadmium free 1 C/O timed or instantaneous contact, cadmium free
Time delay type	Power on-delay
Time delay range	0.05...1 s 0.3...3 s 3...30 h 30...300 min 10...100 s 30...300 s 3...30 s 30...300 h 1...10 s 3...30 min
Control type	Rotary knob Diagnostic button Potentiometer external
[Us] rated supply voltage	24...240 V AC/DC 50/60 Hz
Release input voltage	<= 2.4 V
Voltage range	0.85...1.1 Us
Supply frequency	50...60 Hz +/- 5 %
Connections - terminals	Screw terminals, 1 x 0.5...1 x 3.3 mm² (20 AWG...12 AWG) solid without cable end Screw terminals, 2 x 0.5...2 x 2.5 mm² (20 AWG...14 AWG) solid without cable end Screw terminals, 1 x 0.2...1 x 2.5 mm² (24 AWG...14 AWG) flexible with cable end Screw terminals, 2 x 0.2...2 x 1.5 mm² (24 AWG...16 AWG) flexible with cable end
Tightening torque	0.6…1 N.m conforming to IEC 60947-1
Housing material	Polycarbonate
Repeat accuracy	+/- 0.5 % conforming to IEC 61812-1
Temperature drift	+/- 0.05 %/°C
Voltage drift	+/- 0.2 %/V
Setting accuracy of time delay	+/- 10 % of full scale at 25 °C conforming to IEC 61812-1
Time delay type	Power on-delay - A- Power on-delay relay Power on-delay - Aw- Power on-delay relay w/ retrigger/restart

Price is “List Price” and may be subject to a trade discount – check with your local distributor or retailer for actual price.

Disclaimer: This documentation is not intended as a substitute for and is not to be used for determining suitability or reliability of these products for specific user applications

Downloaded from Arrow.com.

Control signal pulse width	100 ms with load in parallel 30 ms
Insulation resistance	100 MOhm at 500 V DC conforming to IEC 60664-1
Recovery time	120 ms on de-energisation
Immunity to microbreaks	10 ms
Power consumption in VA	3 VA at 240 V AC
Power consumption in W	1.5 W at 240 V DC
Switching capacity in VA	2000 VA
Minimum switching current	10 mA at 5 V DC
Maximum switching current	8 A
Maximum switching voltage	250 V AC
Electrical durability	100000 cycles, 8 A at 250 V, AC-1 100000 cycles, 2 A at 24 V, DC-1
Mechanical durability	10000000 cycles
Rated impulse withstand voltage	5 kV for 1.2…50 µs conforming to IEC 60664-1
Power on delay	100 ms
Creepage distance	4 kV/3 conforming to IEC 60664-1
Overvoltage category	III conforming to IEC 60664-1
Safety reliability data	B10d = 200000 MTTFd = 216.8 years
Mounting position	Any position
Mounting support	35 mm DIN rail conforming to IEC 60715
Status LED	LED backlight green (steady) for dial pointer indication LED yellow (steady) for output relay energised LED yellow (fast flashing) for timing in progress and output relay de-energised LED yellow (slow flashing) for timing in progress and output relay energised
Function available	A- Power on-delay relay-2 C/O Aw- Power on-delay relay w/ retrigger/restart-2 C/O
Width	22.5 mm
Product weight	0.105 kg
Control type	With test button
Number of functions	2

Environment

Dielectric strength	2.5 kV for 1 mA/1 minute at 50 Hz between relay output and power supply with basic insulation conforming to IEC 61812-1
Standards	UL 508 IEC 61812-1
Directives	2004/108/EC - electromagnetic compatibility 2006/95/EC - low voltage directive
Product certifications	CE CCC GL UL RCM EAC CSA
Ambient air temperature for operation	-20…60 °C

Downloaded from Arrow.com.

Ambient air temperature for storage	-40…70 °C
IP degree of protection	IP40 housing: conforming to IEC 60529 IP20 terminals: conforming to IEC 60529 IP50 front panel: conforming to IEC 60529
Pollution degree	3 conforming to IEC 60664-1
Vibration resistance	20 m/s² (f= 10…150 Hz) conforming to IEC 60068-2-6
Shock resistance	15 gn not operating for 11 ms conforming to IEC 60068-2-27 5 gn in operation for 11 ms conforming to IEC 60068-2-27
Relative humidity	95 % at 25…55 °C
Electromagnetic compatibility	Fast transients immunity test - test level: 1 kV level 3 (capacitive connecting clip) conforming to IEC 61000-4-4 Surge immunity test - test level: 1 kV level 3 (differential mode) conforming to IEC 61000-4-5 Surge immunity test - test level: 2 kV level 3 (common mode) conforming to IEC 61000-4-5 Electrostatic discharge - test level: 6 kV level 3 (contact discharge) conforming to IEC 61000-4-2 Electrostatic discharge - test level: 8 kV level 3 (air discharge) conforming to IEC 61000-4-2 Radiated radio-frequency electromagnetic field immunity test - test level: 10 V/m level 3 (80 MHz...1 GHz) conforming to IEC 61000-4-3 Conducted RF disturbances - test level: 10 V level 3 (0.15...80 MHz) conforming to IEC 61000-4-6 Fast transient bursts - test level: 2 kV level 3 (direct contact) conforming to IEC 61000-4-4 Immunity to microbreaks and voltage drops - test level: 30 % (500 ms) conforming to IEC 61000-4-11 Immunity to microbreaks and voltage drops - test level: 100 % (20 ms) conforming to IEC 61000-4-11

Packing Units

Unit Type of Package 1	PCE
Number of Units in Package 1	1
Package 1 Height	2.6 cm
Package 1 Width	8.2 cm
Package 1 Length	9.5 cm
Package 1 Weight	114.0 g
Unit Type of Package 2	S02
Number of Units in Package 2	40
Package 2 Height	15.0 cm
Package 2 Width	30.0 cm
Package 2 Length	40.0 cm
Package 2 Weight	5.04 kg
Unit Type of Package 3	P06
Number of Units in Package 3	640
Package 3 Height	75.0 cm
Package 3 Width	60.0 cm
Package 3 Length	80.0 cm
Package 3 Weight	72.96 kg

Contractual warranty

Warranty (in months)	18

Downloaded from Arrow.com.

Environmental Data

Schneider Electric aims to achieve Net Zero status by 2050 through supply chain partnerships, lower impact materials, and circularity via our ongoing “Use Better, Use Longer, Use Again” campaign to extend product lifetimes and recyclability.

Environmental Data explained >

How we assess product sustainability >

Environmental footprint

Total lifecycle Carbon footprint	**54 kg CO2 eq.**
Carbon footprint of the manufacturing phase [A1 to A3]	**2 kg CO2 eq.**
Carbon footprint of the distribution phase [A4]	**0 kg CO2 eq.**
Carbon footprint of the installation phase [A5]	**0 kg CO2 eq.**
Carbon footprint of the use phase [B2, B3, B4, B6]	**52 kg CO2 eq.**
Carbon footprint of the end-of-life phase [C1 to C4]	**0.1 kg CO2 eq.**
Environmental Disclosure	Product Environmental Profile

Use Better

Materials and Substances

Packaging made with recycled cardboard	**Yes**
Packaging without single use plastic	**Yes**
SCIP Number	**7bdc2711-0ad2-427c-8ece-532c5e9f09d7**
EU RoHS Directive	Compliant By Exemption

Use Longer

Lifetime extension

Repair	**No**

Use Again

Repack and remanufacture

Recyclability potential, in %	**15**
End of life manual availability	End of Life Information
Take-back	**No**

Downloaded from Arrow.com.

Dimensions Drawings

Dimensions

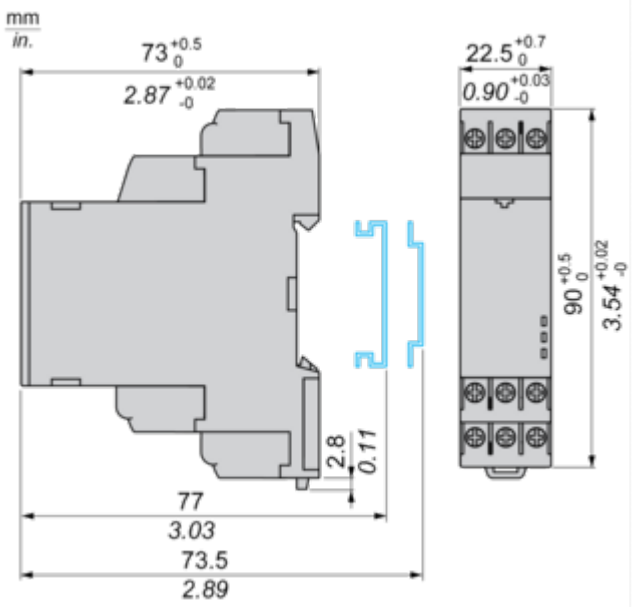

Downloaded from Arrow.com.

Connections and Schema

Wiring Diagram

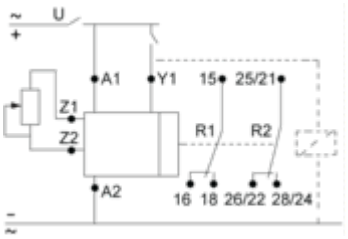

Downloaded from Arrow.com.

Technical Description

Function A: Power On-Delay

Description

On energisation of power supply, the timing period T starts. After timing, the output(s) R close(s).The second output (R2) can be either timed (when set to "TIMED") or instantaneous (when set to "INST").

Function: 1 Output



Function: 2 Outputs

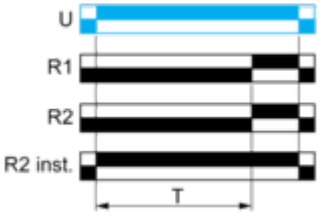

Downloaded from Arrow.com.

Function Aw : Power On-Delay With Retrigger / Restart Control

Description

On energisation of power supply, the timing period T starts.At the end of the timing period T, the output(s) R close(s).Energization of Y1 makes the output(s) R open(s).Deenergization of Y1 restarts timing period T.At the end of timing period T, the output(s) R close(s).The second output (R2) can be either timed (when set to "TIMED") or instantaneous (when set to "INST")

Function: 1 Output

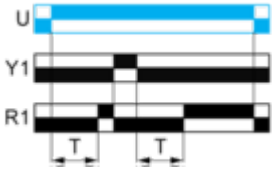

Function: 2 Outputs

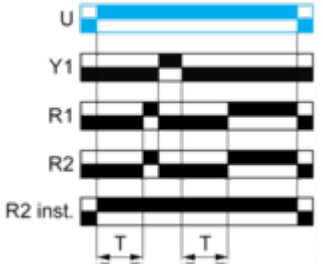

Legend

Relay de-energised
Relay energised
Output open
Output closed

U -	Supply
T -	Timing period
R1/R2 -	2 timed outputs
R2 inst. -	The second output is instantaneous if the right position is selected
Y1 -	Retrigger / Restart control

Downloaded from Arrow.com.

Image of product / Alternate images

Alternative





Downloaded from Arrow.com.





Downloaded from Arrow.com.





Downloaded from Arrow.com.

Product datasheet RE22R2AMR



Downloaded from Arrow.com.