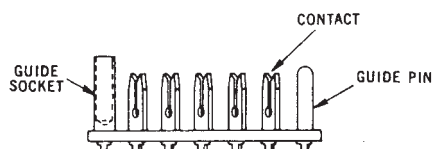


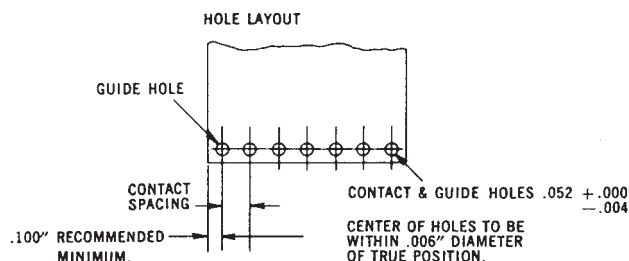
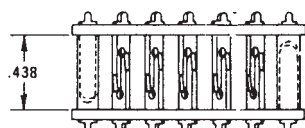
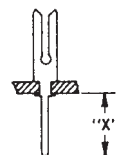
Varicon®

Series 5301 – Contact Strip

Parallel Cards – .438" Between Cards



Contact	"X"
113	.060
114	.060
121	.281
122	.250



TECHNICAL SPECIFICATIONS

Contacts:

Supplied on disposable plastic carrier strips

Current Rating:

8 amperes

Contact Resistance:

0.006 Ohm, maximum

Contact Material and Plating:

Phosphor Bronze

Gold, 10 microinches minimum,
over nickel, 50 to 100 microinches

Insertion/Withdrawal Force:

2 to 16 ounces per contact

ORDERING CODE

- Guide Pin – 62 5301 41 12 00 062 (1/16" card)
62 5301 41 22 00 062 (3/32" card)
- Guide Socket – 62 5301 40 12 00 062 (1/16" card)
62 5301 40 22 00 062 (3/32" card)

- Contacts – Contacts are available on four spacings; each spacing has a corresponding maximum number of contacts. Fewer contacts can be ordered.
.200" spacing with a max. of 60 contacts per strip
.150" spacing with a max. of 80 contacts per strip
.125" spacing with a max. of 90 contacts per strip

02

000

Number of Contacts on Strip
001 to 090
according to spacing

000

Contact Style

113		1/16" card
114		3/32" card
121		3/32" card
122		1/8" card

For loose contacts, order by individual part numbers tabulated on page 53.

6

000

Contact Spacing
125, 150 or 200

000