




Product Status	EOL Announced
	Recommended Alternate Part No. : SPM7054VC-470M-D (Interchangeability is not guaranteed.)
	Discontinue Issue Date : May.14, 2024
	Last Purchase Order Date : Mar.31, 2026
	Last Shipment Date : Dec.31, 2026
Applications	Automotive Grade
Feature	AEC-Q200 AEC-Q200
	Wire Wound Wire Wound
	Shield Magnetic Shield
	Ferrite Core Ferrite Core
Series Type	CLF-D
Brand	TDK
Environmental Compliance	<div><div>RoHS</div><div>REACH</div><div>Lead Free</div></div>



Size	
Length(L)	10.00mm ±0.30mm
Width(W)	9.70mm ±0.30mm
Thickness Height	3.80mm ±0.30mm
Recommended Land Pattern (A)	2.50mm Nom.
Recommended Land Pattern (B)	5.60mm Nom.
Recommended Land Pattern (C)	3.20mm Nom.

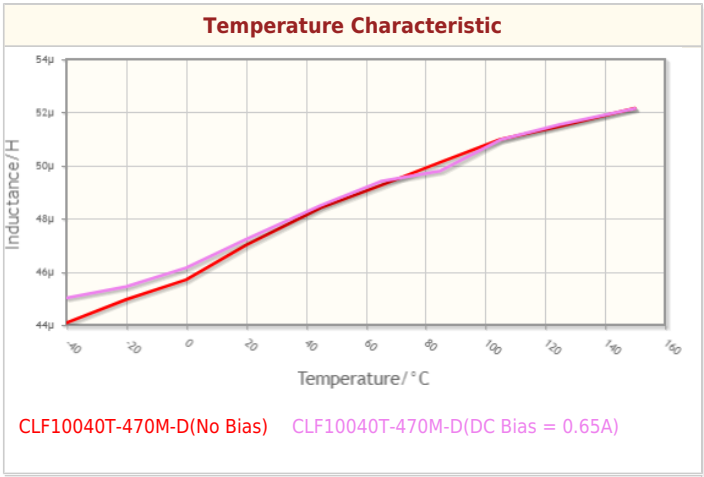
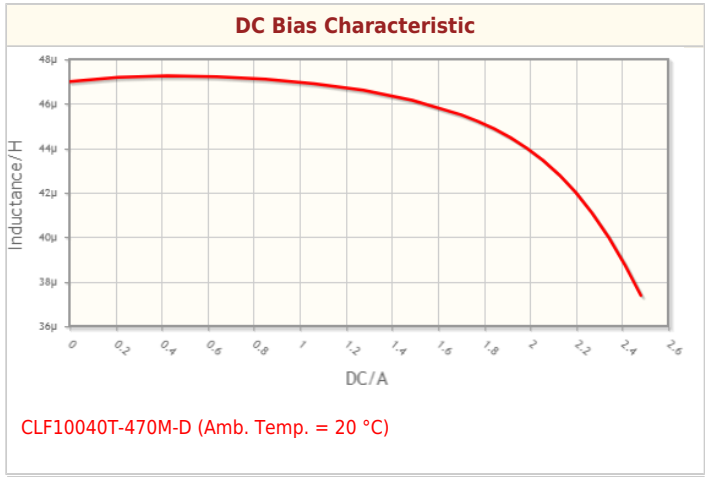
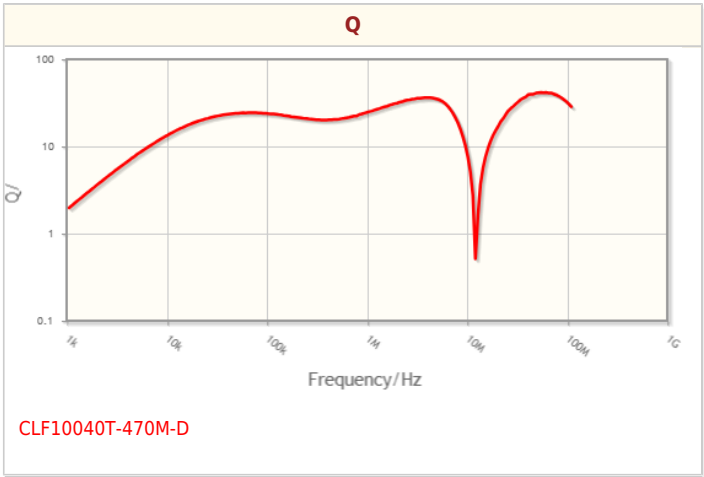
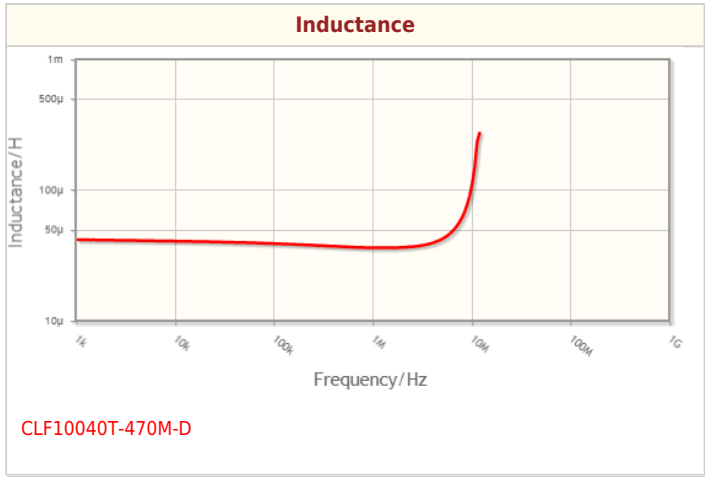
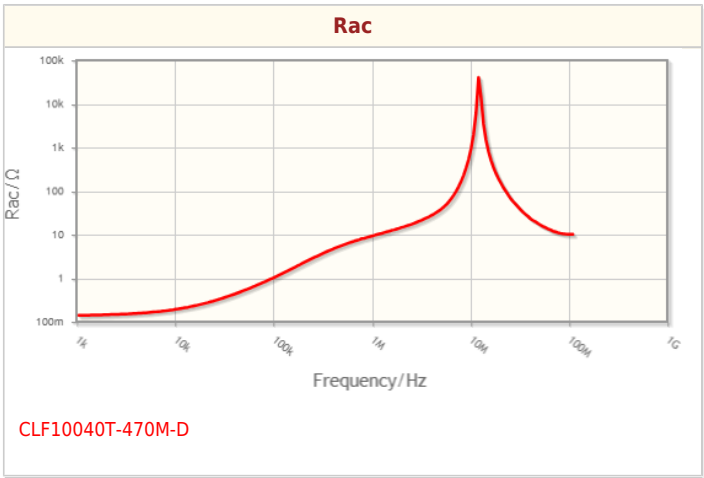
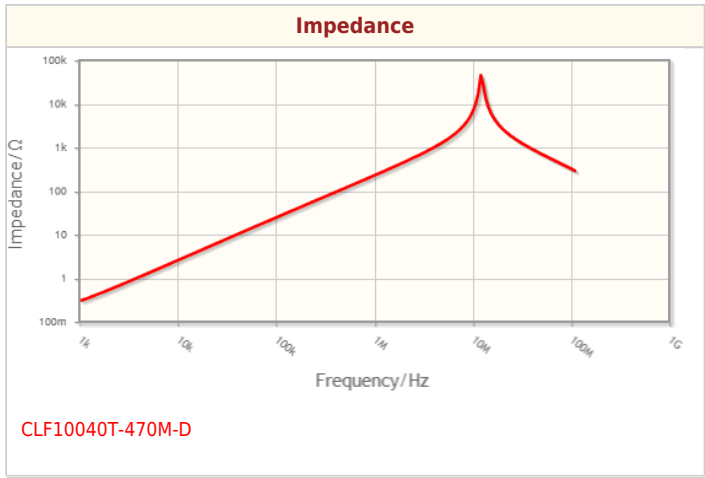
Electrical Characteristics	
Inductance	47μH ±20% at 100kHz
Rated Current (L Change) [Typ.]	1.9A (10% Down)
Rated Current (L Change) [Max.]	
Rated Current (Temperature Rise) [Typ.]	1.3A (30°C Rise)
Rated Current (Temperature Rise) [Max.]	
DC Resistance [Typ.]	125mΩ
DC Resistance [Max.]	150mΩ
Rated Voltage [Max.]	
Self Resonant Frequency [Min.]	
Self Resonant Frequency [Typ.]	
Q [Min.]	
Q [Typ.]	

! Images are for reference only and show exemplary products.
! This PDF document was created based on the data listed on the TDK Corporation website.
! All specifications are subject to change without notice.

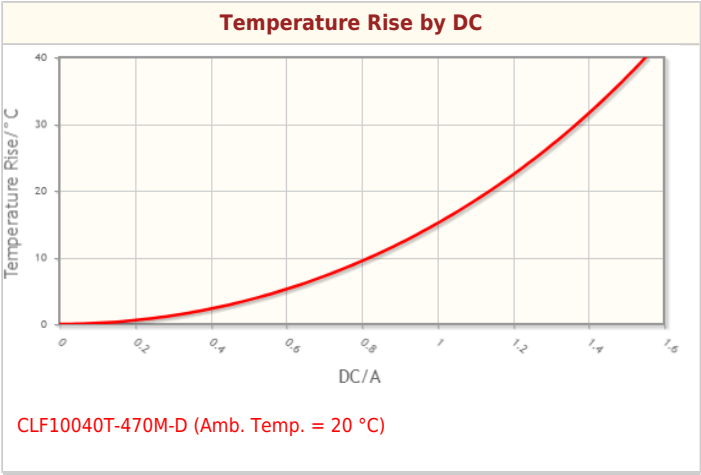
Other	
Operating Temp. Range	-40 to 150°C (Including Self-Temp. Rise)
Soldering Method	Reflow
	Iron Soldering
AEC-Q200	YES
Packing	Punched (Paper)Taping [330mm Reel]
Package Quantity	800pcs
Weight	1.3g

CLF10040T-470M-D

Characteristic Graphs(This is reference data, and does not guarantee the products characteristics.)



Characteristic Graphs(This is reference data, and does not guarantee the products characteristics.)



Associated Images

