

EV-T1G2CC-DC80A-5,0M6ASBK11 - DC charging cable



1105881

<https://www.phoenixcontact.com/us/products/1105881>

Please be informed that the data shown in this PDF document is generated from our online catalog. Please find the complete data in the user documentation. Our general terms of use for downloads are valid.



CHARX connect compact, CCS type 1, DC charging cable, 80 A permanent, 1000 V DC, with vehicle charging connector and open cable end, cable: 5 m, black, straight, with connected CS contact, with analog temperature sensors, PHOENIX CONTACT logo, SAE J1772, IEC 62196-3, for charging electric vehicles (EV) with direct current (DC)

Product description

DC charging cable with vehicle charging connector and free cable end for fast charging of electric vehicles (EV) with direct current (DC) via CCS type 1 vehicle charging inlets, for installation at charging stations for e-mobility (EVSE)

Your advantages

- Complete product range
- The right charging cable for every application, from the carport to the charging park
- Convenient handling due to the ergonomic design
- Available with your logo on request - for consistent branding of your charging station
- Developed and produced in accordance with the IATF 16949 automotive standard and ISO 9001

Commercial data

| | |
|--------------------------------------|---------------|
| Item number | 1105881 |
| Packing unit | 1 pc |
| Minimum order quantity | 1 pc |
| Sales key | EM01 |
| Product key | XWBAAM |
| GTIN | 4055626990712 |
| Weight per piece (including packing) | 160 g |
| Weight per piece (excluding packing) | 160 g |
| Customs tariff number | 85444290 |
| Country of origin | PL |

EV-T1G2CC-DC80A-5,0M6ASBK11 - DC charging cable



1105881

<https://www.phoenixcontact.com/us/products/1105881>

Technical data

Product properties

| | |
|-------------------|--|
| Product type | DC charging cable |
| Product family | CHARX connect compact |
| Application | for charging electric vehicles (EV) with direct current (DC) for installation at charging stations for electromobility (EVSE) |
| Type | DC charging cable with vehicle charging connector and open cable end |
| Design | with connected CS contact with analog temperature sensors |
| Technology | Combined Charging System |
| Affixed logo | PHOENIX CONTACT logo |
| Label | 8.9 mm x 28.9 mm (customer logo on request) |
| Charging standard | CCS type 1 |
| Charging mode | Mode 4 DC level 2 |

Electrical properties

| | |
|-------------------------------|---|
| Type of signal transmission | Pulse width modulation with modulated Powerline communication in accordance with ISO/IEC 15118 / DIN SPEC 70121 |
| Note on the connection method | Crimp connection, cannot be disconnected |
| Coding | 480 Ω (Lever actuated) 150 Ω (Lever not actuated) |
| Temperature monitoring | 2x Pt 1000 |
| Type of charging current | DC |
| Charging power | 80 kW |
| Charging current | 80 A DC |

Power contact

| | |
|---------------|--------------------|
| Number | 3 (PE, DC+, DC-) |
| Rated voltage | 1000 V DC |
| Rated current | 80 A (up to 40 °C) |

Signal contact

| | |
|---------------|------------|
| Number | 2 (CP, CS) |
| Rated voltage | 30 V AC |
| Rated current | 2 A |

Temperature sensors (Pt 1000)

| | |
|------------------------|---|
| Sensor type | Pt 1000 |
| Standards/regulations | DIN EN 60751 |
| Attachment point | Sensor for the DC contacts |
| Switch-off temperature | 90 °C \pm 1 K (equivalent to a Pt 1000 value of 1346.5 Ω) |

EV-T1G2CC-DC80A-5,0M6ASBK11 - DC charging cable



1105881

<https://www.phoenixcontact.com/us/products/1105881>

| | |
|------------------------------|-------------------------------------|
| Long-term stability | 0.06 % (after 1000 hours at 130 °C) |
| Recommended measured current | 1 mA (1 V at 0°C) |
| Coefficient | 3850 ppm/K |
| Ambient temperature | -50 °C ... 130 °C (Operation) |

Dimensions

Vehicle charging connector

| | |
|--------|----------|
| Width | 68.5 mm |
| Height | 156.6 mm |
| Depth | 239 mm |

Material specifications

| | |
|--|------------------|
| Color (Housing) | black (9005) |
| Color (Handle area) | black (9005) |
| Color (Mating face) | black (9005) |
| Color (Protective cap) | black (9005) |
| Color (Cable) | black (9005) |
| Material (Vehicle charging connector) | Plastic |
| Material (Cable outer sheath) | TPE |
| Material (Contact surface) | Silver |
| Flammability rating according to UL 94 | V0 (Mating face) |

Cable/line

| | |
|--------------------------------|---|
| Cable length | 5 m ±45 mm |
| Wiring standards/regulations | UL 62 |
| Cable weight | max. 915.00 kg/km |
| Cable type | Class 6 |
| Cable type | straight |
| Cable structure | 3 x 6 AWG + 2 x 3 x 18 AWG |
| External cable diameter | 27.00 mm ±0.4 mm |
| Outer sheath, material | TPE |
| Stripping length of the sheath | 140 mm ±10 mm |
| Stripping length | 140 mm ±10 mm |
| Cable resistance | ≤ 0.0014 Ω/m (based on a power core, at an ambient temperature of 20°C) |
| Bending radius | min. 405 mm (15x diameter) |

Mechanical properties

Mechanical data

| | |
|-----------------------------|---------|
| Insertion/withdrawal cycles | > 10000 |
| Insertion force | < 75 N |
| Withdrawal force | < 75 N |

Environmental and real-life conditions

EV-T1G2CC-DC80A-5,0M6ASBK11 - DC charging cable



1105881
<https://www.phoenixcontact.com/us/products/1105881>

Ambient conditions

| | |
|---|--|
| Degree of protection (Vehicle charging connector) | IP44 (The degree of protection is only ensured in the ready and plugged-in state when both plug-in components are original products from Phoenix Contact or suitable standard-compliant products.) |
| Ambient temperature (operation) | -30 °C ... 55 °C |
| Ambient temperature (storage/transport) | -40 °C ... 80 °C |
| Altitude | 5000 m (above sea level) |

Standards and regulations

Standards

| | |
|-----------------------|-------------|
| Standards/regulations | SAE J1772 |
| | IEC 62196-3 |

EV-T1G2CC-DC80A-5,0M6ASBK11 - DC charging cable

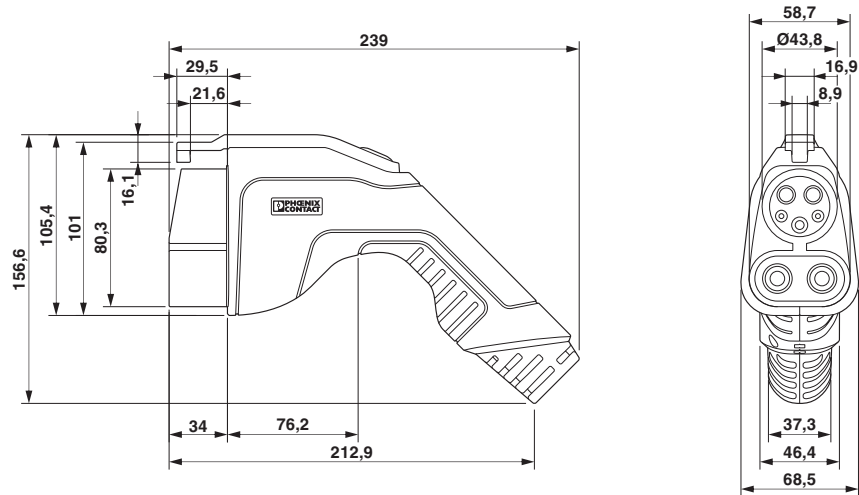


1105881

<https://www.phoenixcontact.com/us/products/1105881>

Drawings

Dimensional drawing



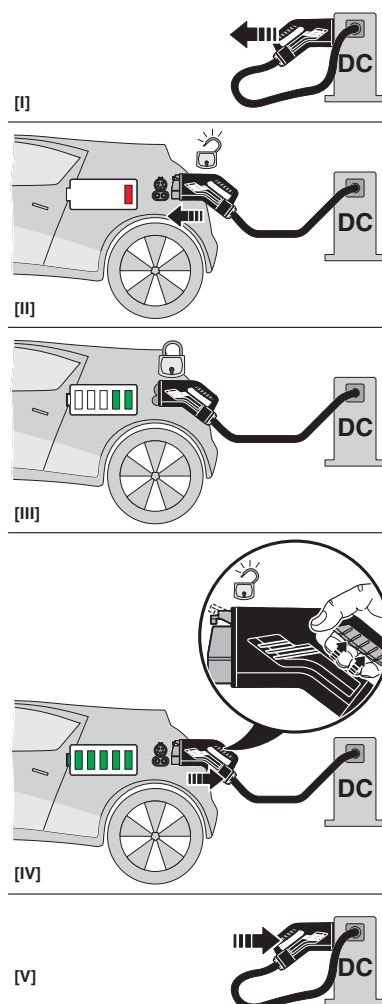
Dimensional drawing

EV-T1G2CC-DC80A-5,0M6ASBK11 - DC charging cable

1105881

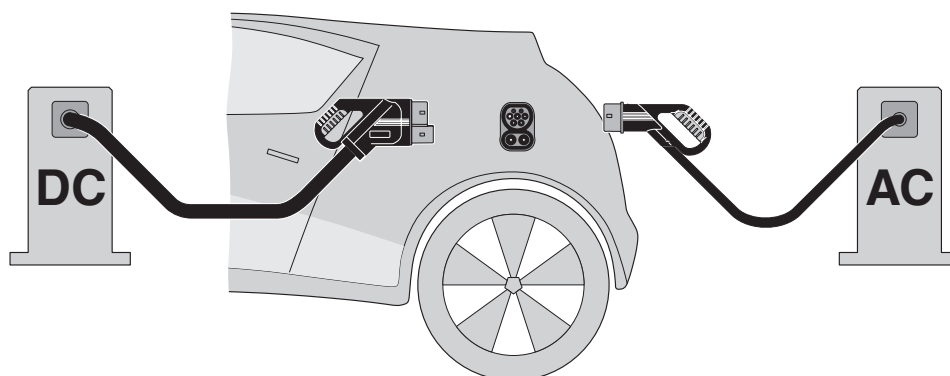
<https://www.phoenixcontact.com/us/products/1105881>

Schematic diagram



Operating instructions

Schematic diagram



The Combined Charging System (CCS) principle - standard-compliant charging system for electric vehicles, which supports both conventional AC charging and fast DC charging. Both Vehicle Connectors fit into the CCS Vehicle Inlet.

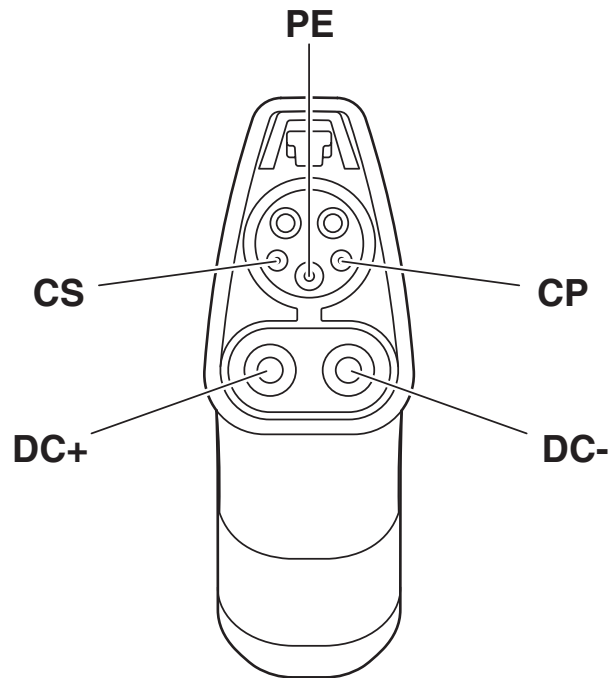
EV-T1G2CC-DC80A-5,0M6ASBK11 - DC charging cable



1105881

<https://www.phoenixcontact.com/us/products/1105881>

Schematic diagram



Pin assignment of the Vehicle Connector


EV-T1G2CC-DC80A-5,0M6ASBK11 - DC charging cable



1105881
<https://www.phoenixcontact.com/us/products/1105881>

Approvals

To download certificates, visit the product detail page: <https://www.phoenixcontact.com/us/products/1105881>

| | | | | |
|---|--|-----------------------|-------------------|-----------------------------|
|  | cULus Recognized Approval ID: E473195-20160308 | | | |
| | Nominal voltage U_N | Nominal current I_N | Cross section AWG | Cross section mm^2 |
| | 1000 V | 80 A | - 1 | - |

EV-T1G2CC-DC80A-5,0M6ASBK11 - DC charging cable



1105881
<https://www.phoenixcontact.com/us/products/1105881>

Classifications

ECLASS

| | |
|-------------|----------|
| ECLASS-12.0 | 27144705 |
| ECLASS-13.0 | 27144705 |

ETIM

| | |
|----------|----------|
| ETIM 9.0 | EC002897 |
|----------|----------|

UNSPSC

| | |
|-------------|----------|
| UNSPSC 21.0 | 39121500 |
|-------------|----------|

EV-T1G2CC-DC80A-5,0M6ASBK11 - DC charging cable



1105881

<https://www.phoenixcontact.com/us/products/1105881>

Environmental product compliance

EU RoHS

| | |
|---|------|
| Fulfills EU RoHS substance requirements | Yes |
| Exemption | 6(c) |

China RoHS

| | |
|--|---|
| Environment friendly use period (EFUP) | EFUP-10 |
| | An article-related China RoHS declaration table can be found in the download area for the respective article under "Manufacturer declaration". For all articles with EFUP-E, no China RoHS declaration table issued and required. |

EU REACH SVHC

| | |
|-------------------------------------|---|
| REACH candidate substance (CAS No.) | Lead(CAS: 7439-92-1) |
| | 6,6'-di-tert-butyl-2,2'-methylenedi-p-cresol(CAS: 119-47-1) |
| SCIP | b80c6e71-6974-4827-b406-f8629ff0eb95 |

Phoenix Contact 2025 © - all rights reserved
<https://www.phoenixcontact.com>

Phoenix Contact USA
586 Fulling Mill Road
Middletown, PA 17057, United States
(+717) 944-1300
info@phoenixcon.com