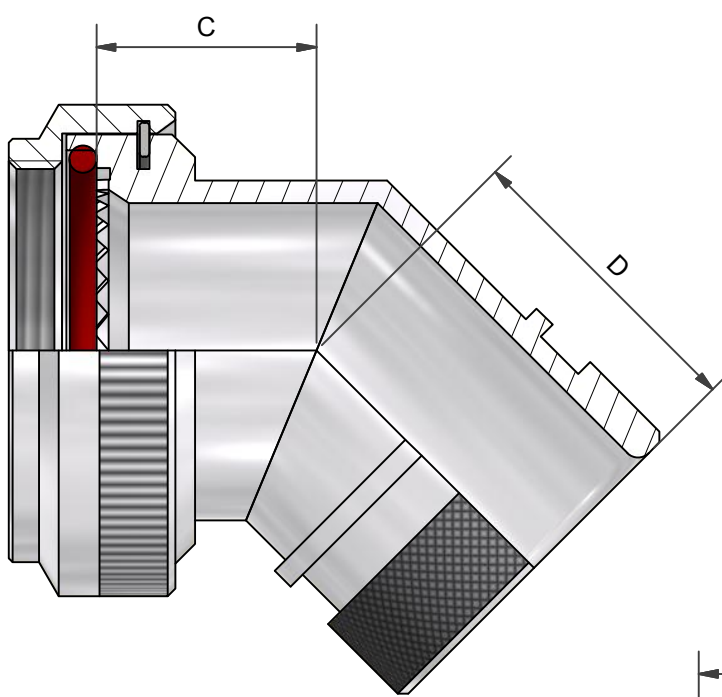
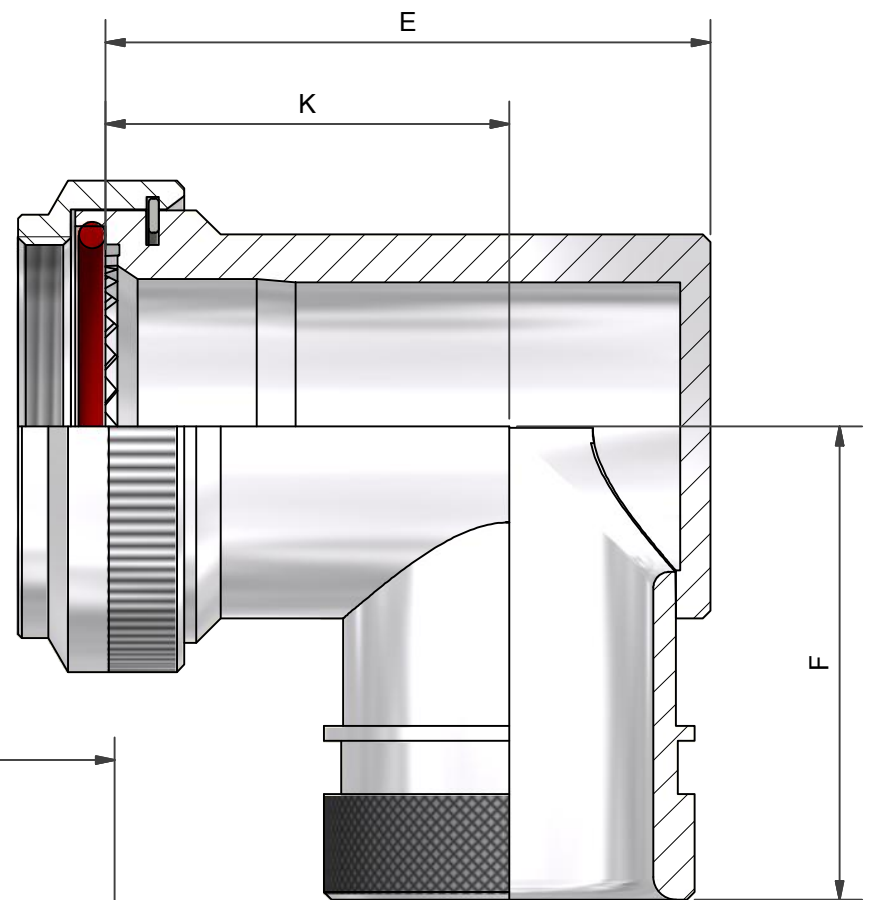


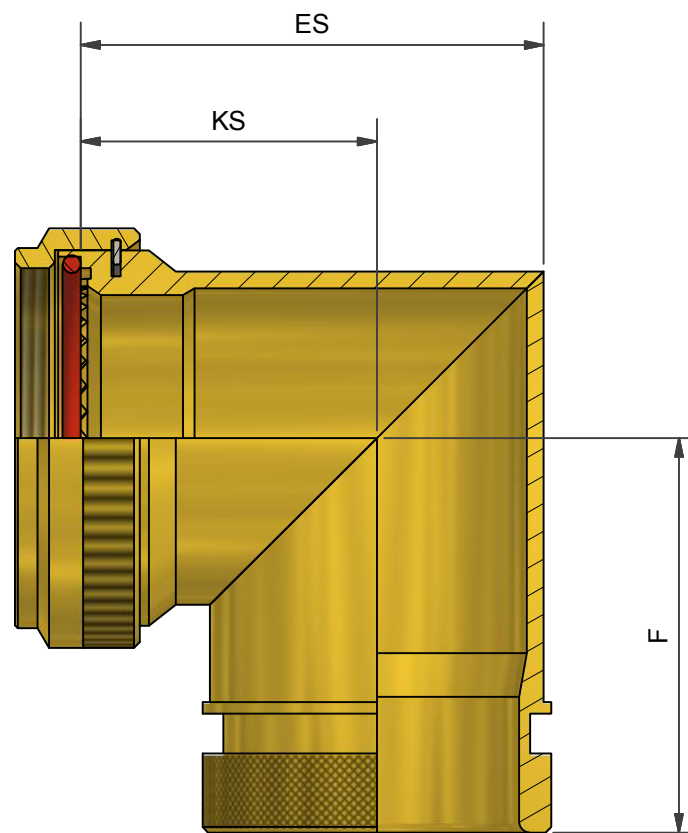
ANGLE 1



ANGLE 2



ANGLE 3



ANGLE 3
90° BACKSHELL
STAINLESS STEEL
NICKEL ALUMINIUM BRONZE
ANODISED ALUMINIUM

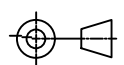


DRAWN		DATE		 3RD ANGLE PROJECTION NOT TO SCALE	PART NUMBER:			97H SERIES			 Polamco	
C.WALLACE		02/02/2018			TITLE:							HEAT SHRINK BOOT BACKSHELL
DESIGN APPROVAL		DATE		UNLESS OTHERWISE SPECIFIED ALL DIMENSIONS IN MILLIMETRES GENERAL TOL LINEAR +/-0,25MM ANGULAR +/- 1°	ASSY USED ON: MIL-DTL-38999 SERIES III & IV, D38999/20, /24, /26, /40, /46, /47			 TE connectivity				
K.SHEPPARD		21/02/2008			MATERIAL SEE PART NUMBER BREAKDOWN				THIS DRAWING IS COPYRIGHT AND THE PROPERTY OF POLAMCO LTD IT MUST NOT BE COPIED, USED FOR MANUFACTURE OR OTHERWISE DISCLOSED WITHOUT PRIOR WRITTEN CONSENT OF THE COMPANY.			POLAMCO LTD, WESTON LOCK, LOWER BRISTOL ROAD BATH BA2 1EP
DOC TYPE	Customer Drawing			FINISH SEE PART NUMBER BREAKDOWN			NCAGE CODE U5792		WEIGHT N/A			
ISSUE	REV.	DCR										
6		6729										

TABLE 1

SHELL SIZE	A THREAD	ØB MAX	ØG MIN	ØH MAX	C MAX	D MAX	E MAX	F MAX	K +/- 0,5	ES MAX	KS +/- 0,5	RECOMMENDED BOOT SIZE
09	M12 x 1.0	18,0	6,8	13,5	13,1	17,6	25,7	25,5	17,5	21,5	16,3	202 K 121
11	M15 x 1.0	21,0	9,8	15,5	13,9	18,4	26,7	27,3	17,5	24,6	17,2	202 K 121
13	M18 x 1.0	24,5	13,6	19,7	14,5	19,3	31,2	28,7	20,0	28,6	19,4	202 K 142
15	M22 x 1.0	29,0	15,8	21,3	15,5	19,6	37,2	30,2	24,5	31,3	21,0	202 K 142
17	M25 x 1.0	32,5	18,9	24,5	16,1	20,4	40,2	31,9	26,7	34,5	22,8	202 K 153
19	M28 x 1.0	35,5	21,8	26,5	16,8	20,8	44,7	33,5	27,0	38,7	25,3	202 K 153
21	M31 x 1.0	37,0	25,2	31,0	17,1	21,6	49,2	35,1	30,5	41,0	26,1	202 K 153
23	M34 x 1.0	40,0	27,4	34,5	17,7	22,5	51,7	36,7	31,5	43,9	27,6	202 K 163
25	M37 x 1.0	43,5	30,4	36,6	18,4	22,9	53,2	38,1	28,5	46,7	29,1	202 K 163

TABLE 2

CODE	MATERIAL / FINISH
1-C	ALUMINIUM / ELECTROLESS NICKEL
1-B	ALUMINIUM / CADMIUM OLIVE DRAB OVER ELECTROLESS NICKEL
1-ZB	ALUMINIUM / ZINC COBALT OLIVE DRAB OVER ELECTROLESS NICKEL
1-G	ALUMINIUM / BLACK ANODISE, SULPHURIC
1-ZN	ALUMINIUM / ZINC NICKEL BLACK PASSIVATE OVER ELECTROLESS NICKEL
4-J	STAINLESS STEEL / PASSIVATE
2-Z	NICKEL ALUMINIUM BRONZE / SHOT BLAST

SEE SS0076 FOR FULL RANGE OF FINISH OPTIONS

97H1-17-1-C

SERIES _____

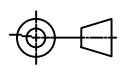

CONNECTOR INTERFACE _____

ANGLE _____

SHELL SIZE (TABLE 1) _____

MATERIAL (TABLE 2) _____

FINISH (TABLE 2) _____

DRAWN	DATE	 3RD ANGLE PROJECTION NOT TO SCALE	PART NUMBER:	97H SERIES	 Polamco
C.WALLACE	02/02/2018		TITLE:	HEAT SHRINK BOOT BACKSHELL	
DESIGN APPROVAL	DATE	ASSY USED ON: MIL-DTL-38999 SERIES III & IV, D38999/20, /24, /26, /40, /46, /47		THIS DRAWING IS COPYRIGHT AND THE PROPERTY OF POLAMCO LTD IT MUST NOT BE COPIED, USED FOR MANUFACTURE OR OTHERWISE DISCLOSED WITHOUT PRIOR WRITTEN CONSENT OF THE COMPANY.	
K.SHEPPARD	21/02/2008		POLAMCO LTD, WESTON LOCK, LOWER BRISTOL ROAD BATH BA2 1EP		
DOC TYPE	Customer Drawing		SHT	2	DRAWING NO:
ISSUE	REV.	DCR			
6		6729			
NCAGE CODE U5792		WEIGHT N/A			