K45 Series Make & Break Load Switching — 1.5 - 2 kV Relays

K45C

Product Facts

- Small, low profile 2 kV relay
- Vacuum dielectric for power switching low current loads
- Single pole, double throw contacts
- Widely used in H.F. communication equipment
- Meets requirements of MIL-R-83725
- Low power consumption



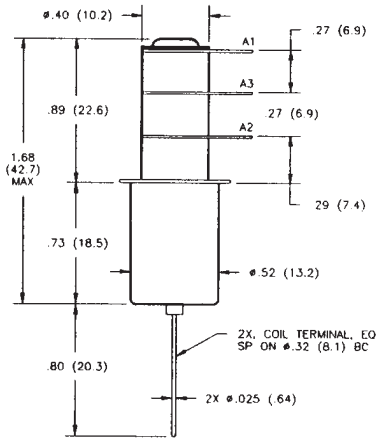

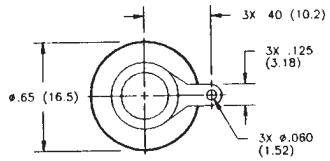

Product Specifications

Contact Arrangement — SPDT

Contact Form — C

Test Voltage, DC or 60 Hz (Peak) — 4 kV

Rated Operating Voltage (Peak) —
DC or 60 Hz — 2 kV
2.5 MHz — 1.8 kV
16 MHz — 1.4 kV
32 MHz — 1.1 kV

Continuous Carry Current, Max. —
DC or 60 Hz — 20 A
2.5 MHz — 16 A
16 MHz — 10 A
32 MHz — 6 A
Coil Hi-Pot (Vrms, 60 Hz) — 500 A

Contact Capacitance —
Between Open Contacts — 1.6 pF
Open Contacts to Ground — 2 pF

Contact Resistance, Max. — 0.05 ohm

Operate Time, Max. — 10 ms

Release Time, Max. — 10 ms

Shock, 11ms, 1/2 Sine (Peak) — 30 g

Vibration —
Peak — 10 g (10 to 2000 Hz)

Operating Ambient Temperature Range — -55°C to +125°C

Mechanical Life
2 million cycles

Weight, Nominal —
21.26 g (0.75 oz.)

Coil Data

Volts, Nominal DC	12 V	26.5 V
Pickup, Max.	8 Vdc	16 Vdc
Hold, Max. @ 65°C	8.5 Vdc	17 Vdc
Dropout	.5-5 Vdc	1-10 Vdc
Coil Resistance (±10%)	230 Ω	707 Ω

Ratings listed are for 25°C, sea level conditions.

For factory-direct application assistance, dial 800-253-4560, ext. 2055, or 805-220-2055.

Ordering Information

Sample Part Number ▶ K45 C 3 3 4

Series: K45

Contact Form:
C = SPDT

Coil Voltage:
2 = 12 Vdc, Bus Wire
3 = 26.5 Vdc, Bus Wire

High Voltage Connections:
3 = Solder Connection

Mounting:
2 = Flanged
4 = Standard

See page 7-87 for mounting methods.

Downloaded from Arrow.com.