

# MBR0520 THRU MBR0580

## 0.5 Amp Schottky Rectifier 20 to 80 Volts

### Features

- Lead Free Finish/RoHS Compliant ("P" Suffix designates RoHS Compliant. See ordering information)
- For Surface Mount Application
- Low Forward Voltage and Extremely Low Thermal Resistance
- Halogen free available upon request by adding suffix "-HF"
- Epoxy meets UL 94 V-0 flammability rating
- Moisture Sensitivity Level 1

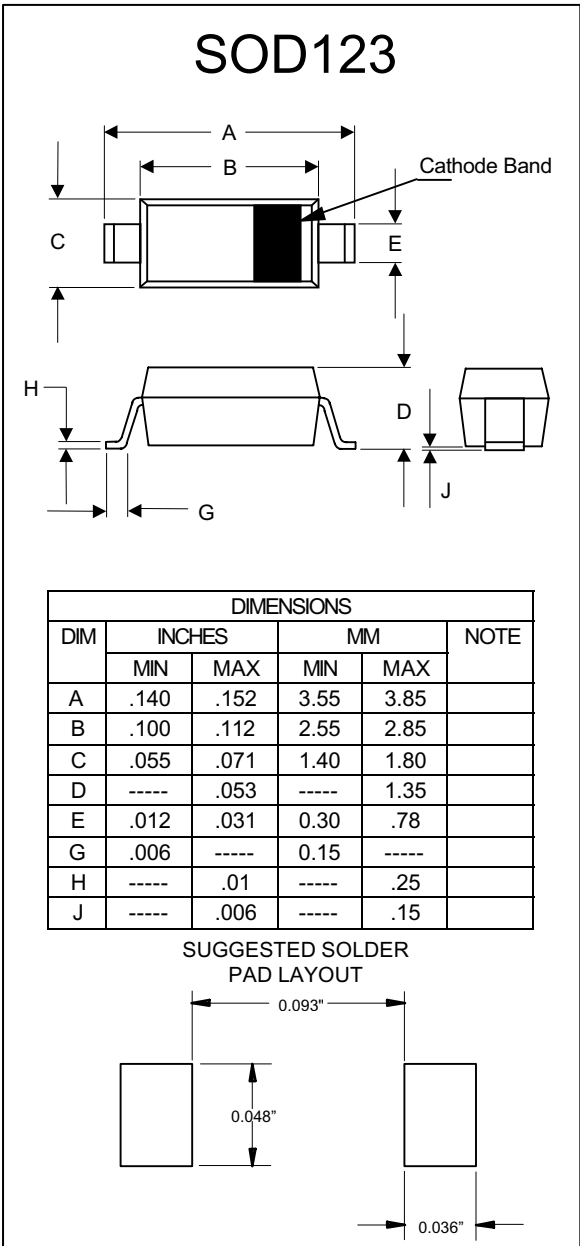
### Maximum Ratings

- Operating Temperature: -55°C to +125°C
- Storage Temperature: -55°C to +150°C
- Maximum Thermal Resistance: 244°C/W Junction to Ambient

MCC Catalog Number	Device Marking	Maximum Recurrent Peak Reverse Voltage	Maximum RMS Voltage	Maximum DC Blocking Voltage
MBR0520	R2	20V	14V	20V
MBR0530	R3	30V	21V	30V
MBR0540	R4	40V	28V	40V
MBR0560	R6	60V	42V	60V
MBR0580	R8	80V	56V	80V

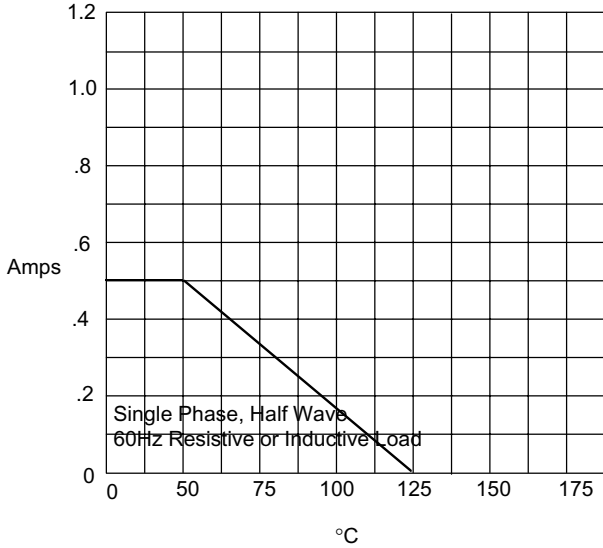
### Electrical Characteristics @ 25°C Unless Otherwise Specified

Average Forward Current	$I_{F(AV)}$	0.5A	$T_A=50^\circ\text{C}$			
Peak Forward Surge Current	$I_{FSM}$	5.5A	8.3ms half sine			
Maximum Instantaneous Forward Voltage	$V_F$	MBR0520 0.45V MBR0530 0.55V MBR0540 0.55V MBR0560 0.70V MBR0580 0.80V	$I_{FM}=0.5A$ $T_A=25^\circ\text{C}$			
Maximum DC Reverse Current At Rated DC Blocking Voltage				$I_R$	0.2mA	$T_J=25^\circ\text{C}$
Typical Junction Capacitance				$C_J$	30pF	Measured at 1.0MHz, $V_R=4.0V$
Power dissipation				$P_D$	410mW	



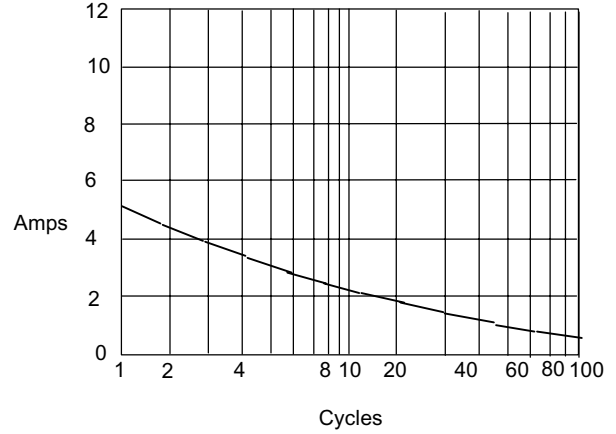
# MBR0520 thru MBR0580

Figure 1  
Forward Derating Curve



Average Forward Rectified Current - Amperes versus Ambient Temperature - °C

Figure 2  
Peak Forward Surge Current



Peak Forward Surge Current - Amperes versus Number Of Cycles At 60Hz - Cycles

Figure 3  
Typical Forward Characteristics  
MBR0520

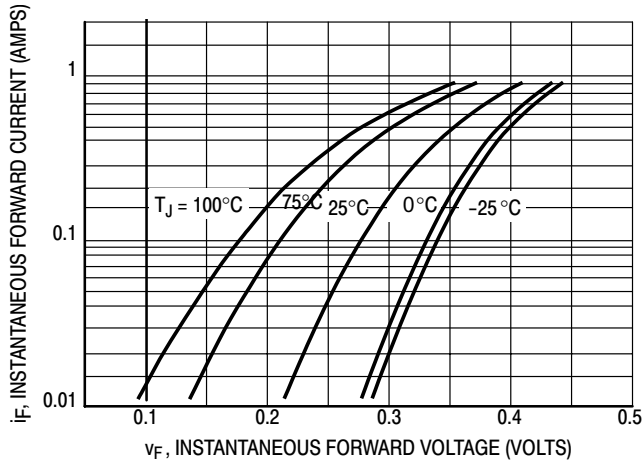


Figure 4  
Typical Forward Characteristics  
MBR0530~MBR0540

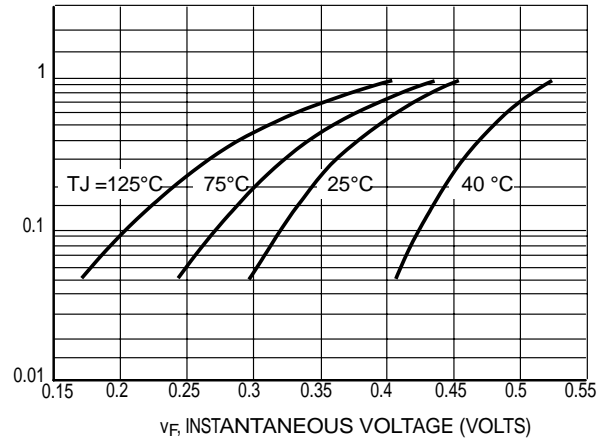


Figure 5  
Typical Forward Characteristics  
MBR0560

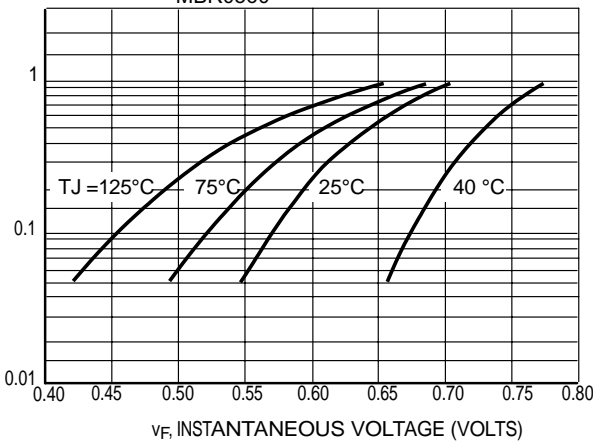
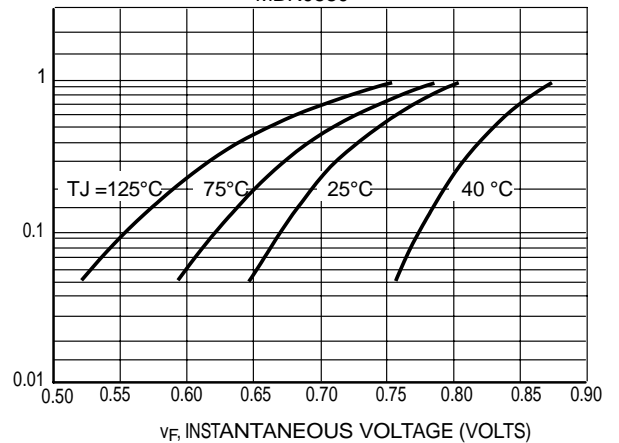


Figure 6  
Typical Forward Characteristics  
MBR0580





Micro Commercial Components

### Ordering Information :

Device	Packing
Part Number-TP	Tape&Reel: 3Kpcs/Reel

Note : Adding "-HF" suffix for halogen free, eg. Part Number-TP-HF

**\*\*\*IMPORTANT NOTICE\*\*\***

**Micro Commercial Components Corp.** reserves the right to make changes without further notice to any product herein to make corrections, modifications , enhancements , improvements , or other changes . **Micro Commercial Components Corp .** does not assume any liability arising out of the application or use of any product described herein; neither does it convey any license under its patent rights ,nor the rights of others . The user of products in such applications shall assume all risks of such use and will agree to hold **Micro Commercial Components Corp .** and all the companies whose products are represented on our website, harmless against all damages.

**\*\*\*LIFE SUPPORT\*\*\***

MCC's products are not authorized for use as critical components in life support devices or systems without the express written approval of Micro Commercial Components Corporation.

**\*\*\*CUSTOMER AWARENESS\*\*\***

Counterfeiting of semiconductor parts is a growing problem in the industry. Micro Commercial Components (MCC) is taking strong measures to protect ourselves and our customers from the proliferation of counterfeit parts. MCC strongly encourages customers to purchase MCC parts either directly from MCC or from Authorized MCC Distributors who are listed by country on our web page cited below. Products customers buy either from MCC directly or from Authorized MCC Distributors are genuine parts, have full traceability, meet MCC's quality standards for handling and storage. **MCC will not provide any warranty coverage or other assistance for parts bought from Unauthorized Sources.** MCC is committed to combat this global problem and encourage our customers to do their part in stopping this practice by buying direct or from authorized distributors.

[www.mccsemi.com](http://www.mccsemi.com)