© 2021 TE Connectivity. All Rights Reserved.

REVISIONS					
P	LTR	DESCRIPTION	DATE	DWN	APVD
	H8	PN 3-282832-9 IS RELEASED FOR PRODUCTION	01JUL2019	RK	PS
	H9	PART STATUS UPDATED	07JUL2021	SB	SS

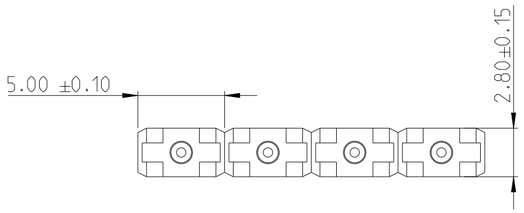

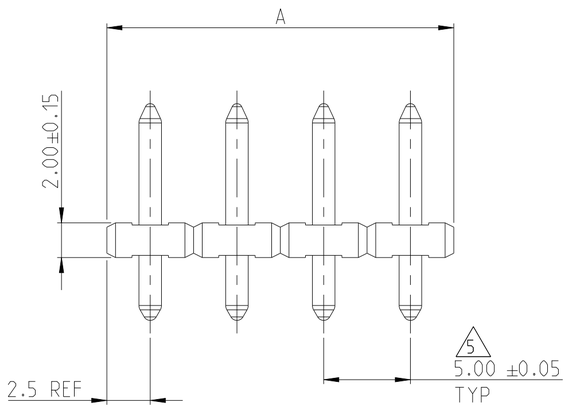

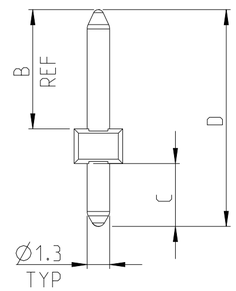

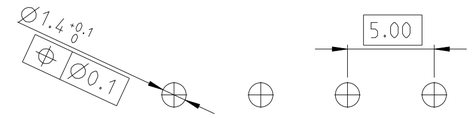

RECOMMENDED PC BOARD LAYOUT

TERMINAL PLATING	D	C	B	A	NO OF POSN	PART NUMBER
OBSOLETE	TIN	20.5	3.5	15.0	45.0	9	~~4-282832-1~~
	TIN	20.5	4.5	14.0	30.0	6	4-282832-0
OBSOLETE	TIN	20.5	3.5	15.0	20.0	4	~~3-282832-9~~
	TIN	20.5	3.5	15.0	15.0	3	~~3-282832-8~~
	TIN	16.5	3.5	11.0	20.0	4	3-282832-7
		20.5	4.5	14.0	15.0	3	3-282832-6
OBSOLETE		21.1	3.5	15.6	20.0	4	~~3-282832-5~~
					15.0	3	~~3-282832-4~~
OBSOLETE		16.5		11.0	15.0	3	3-282832-3
					10.0	2	~~3-282832-2~~
	GOLD	12.5		7.0	15.0	3	2-282832-7
OBSOLETE	TIN				125.0	25	~~2-282832-6~~
					120.0	24	2-282832-5
					115.0	23	~~2-282832-4~~
					110.0	22	~~2-282832-3~~
					105.0	21	~~2-282832-2~~
					100.0	20	~~2-282832-1~~
					95.0	19	~~2-282832-0~~
					90.0	18	~~1-282832-9~~
					85.0	17	~~1-282832-8~~
					80.0	16	1-282832-7
					75.0	15	1-282832-6
OBSOLETE					70.0	14	~~1-282832-5~~
					65.0	13	~~1-282832-4~~
		16.5	3.5	11.0	40.0	8	1-282832-3
		12.5	3.5	7.0	60.0	12	1-282832-2
					55.0	11	1-282832-1
					50.0	10	1-282832-0
					45.0	9	282832-9
					40.0	8	282832-8
					35.0	7	282832-7
					30.0	6	282832-6
					25.0	5	282832-5
					20.0	4	282832-4
					15.0	3	282832-3
					10.0	2	282832-2

NOTES:

1. MATERIALS AND FINISH:
   HOUSING: PA 4T, UL 94-V0, COLOR GREEN
   TERMINAL: COPPER ALLOY, PLATING: SEE TABLE.

2. MECHANICAL
   MIN. PC BOARD HOLES DIAMETER : 1.4mm
   MAX. PC BOARD THICKNESS : 2.4mm

3. ELECTRICAL
   MAX. VOLTAGE : 300 V
   MAX CURRENT : 12 A
   CONTACT RESISTANCE : < 15 m Ohm
   INSULATION RESISTANCE : > 1000 M Ohm (500V DC)

4. OPERATING TEMPERATURE RANGE: -40°C TO +105°C

5. TOLERANCE NOT CUMULATIVE.

6. END-TO-END STACKABLE WITHOUT LOSS OF CENTERLINE SPACING.

7. RECOGNIZED UNDER THE COMPONENT PROGRAM OF UNDERWRITERS LABORATORIES INC. FILE NO E60677.

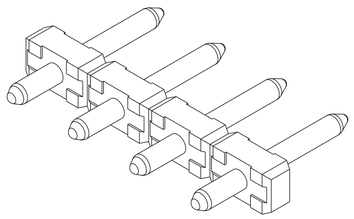

282832-4 AS SHOWN

THIS DRAWING IS A CONTROLLED DOCUMENT.

DIMENSIONS: mm

TOLERANCES UNLESS OTHERWISE SPECIFIED:
0 PLC ±
1 PLC ±0.3
2 PLC ±0.25
3 PLC ±
4 PLC ±
ANGLES ±2°

MATERIAL: SEE NOTES
FINISH: SEE NOTES

DWN E. ZANOLINI 14AUG2001
CHK D. BIEVENOUR 14AUG2001
APVD D. BIEVENOUR 14AUG2001
PRODUCT SPEC –
APPLICATION SPEC –
WEIGHT –

TE Connectivity

NAME: TERMINAL BLOCK PIN HEADER UNSHROUDED 5.0 mm PITCH

SIZE A2 | CAGE CODE 00779 | DRAWING NO C-282832 | RESTRICTED TO

CUSTOMER DRAWING | SCALE 4:1 | SHEET 1 OF 1 | REV H9

Downloaded from Arrow.com.