

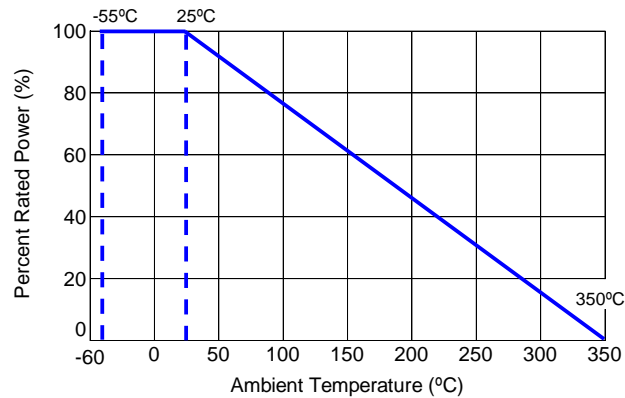
Features:

- High current capability
- RoHS compliant, lead free and halogen free
- Suitable for soldering or thru bolt connections
- Wirewound ribbon on ceramic substrate
- Vitreous enamel coating provides temperature handling up to 500 °C



Electrical Specifications			
Type / Code	Power Rating (Watts) @ 25°C	Dielectric Strength (VAC)	Ohmic Range (Ω) and Tolerance
			5%, 10%
25	25	2,500	1 - 10 K
50	50	2,500	1 - 20 K
100	100	2,500	1 - 50 K
225	225	2,500	1 - 130 K

Power Derating Curve:

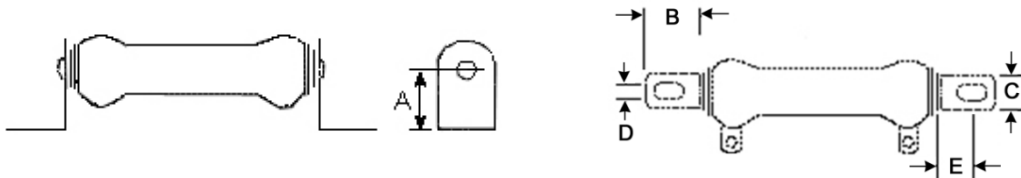


Mechanical Specifications							
Type / Code	OD	ID	L	F	E	G	Unit
25	0.563 ± 0.039	0.313 ± 0.039	2.008 ± 0.079	0.472 ± 0.039	0.177	0.079	inches
	14.30 ± 1.00	7.94 ± 1.00	51.00 ± 2.00	12.00 ± 1.00	4.50	2.00	mm
50	0.563 ± 0.039	0.313 ± 0.039	4.016 ± 0.079	0.748 ± 0.039	0.315	0.197	inches
	14.30 ± 1.00	7.94 ± 1.00	102.00 ± 2.00	19.00 ± 1.00	8.00	5.00	mm
100	0.752 ± 0.039	0.500 ± 0.039	6.496 ± 0.079	0.669 ± 0.039	0.315	0.197	inches
	19.10 ± 1.00	12.70 ± 1.00	165.00 ± 2.00	17.00 ± 1.00	8.00	5.00	mm
225	1.126 ± 0.039	0.752 ± 0.039	10.512 ± 0.079	0.709 ± 0.039	0.354	0.197	inches
	28.60 ± 1.00	19.10 ± 1.00	267.00 ± 2.00	18.00 ± 1.00	9.00	5.00	mm

Hardware:

- Sturdy plated steel brackets, thru-bolts, centering washers, and insulating washers
- Brackets provide elongated mounting holes for ease of mounting

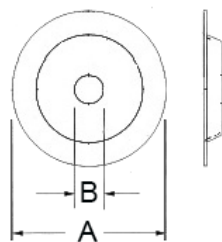
Mounting Brackets Mechanical Specifications



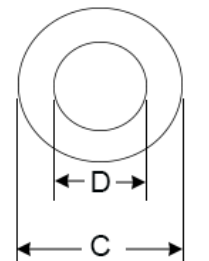
Resistor Power Rating	A	B	C	D	E	F	Unit
25 W	1.000	0.750	0.500	0.219	0.438	0.177	inches
	25.40	19.05	12.70	5.56	11.13	4.50	mm
50 W	1.000	0.750	0.500	0.219	0.438	0.315	inches
	25.40	19.05	12.70	5.56	11.13	8.00	mm
100 W	1.000	0.750	0.500	0.219	0.438	0.315	inches
	25.40	19.05	12.70	5.56	11.13	8.00	mm
225 W	1.500	0.875	1.250	0.281	0.563	0.354	inches
	38.10	22.23	31.75	7.14	14.30	9.00	mm

Bolts and Washers Mechanical Specifications

Metal Centering Washer

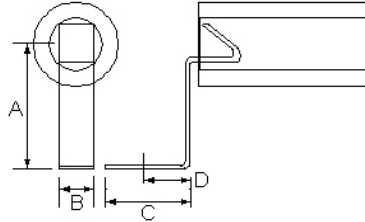


Mica Insulating Washer



Resistor Power Rating	OD	Core Length	Bolt Length	Bolt No.	A	B	C	D	Unit
25 W	0.563	2.008	2.500	10	0.560	0.190	0.750	0.313	inches
	14.30	51.00	63.50		14.22	4.83	19.05	7.95	mm
50 W	0.563	4.016	4.750	10	0.560	0.190	0.750	0.313	inches
	14.30	102.00	120.65		14.22	4.83	19.05	7.95	mm
100 W	0.752	6.496	7.000	10	0.750	0.190	1.000	0.500	inches
	19.10	165.00	177.80		19.05	4.83	25.40	12.70	mm
225 W	1.126	10.512	11.250	0.25"	1.125	0.250	1.500	0.750	inches
	28.60	267.00	285.75		28.58	6.35	38.10	19.05	mm

Spring Clips Mechanical Specifications



Resistor Power Rating	A	B	C	D	Unit
25 W	0.625 15.88	0.250 6.35	0.469 11.91	0.313 7.95	inches mm
50 W	0.625 15.88	0.250 6.35	0.469 11.91	0.313 7.95	inches mm

RoHS Compliance

Stackpole Electronics has joined the worldwide effort to reduce the amount of lead in electronic components and to meet the various regulatory requirements now prevalent, such as the European Union's directive regarding "Restrictions on Hazardous Substances" (RoHS 3). As part of this ongoing program, we periodically update this document with the status regarding the availability of our compliant components. All our standard part numbers are compliant to EU Directive 2011/65/EU of the European Parliament as amended by Directive (EU) 2015/863/EU as regards the list of restricted substances.

RoHS Compliance Status

Standard Product Series	Description	Package / Termination Type	Standard Series RoHS Compliant	Lead-Free Termination Composition	Lead-Free Mfg. Effective Date (Std Product Series)	Lead-Free Effective Date Code (YY/WW)
EWT	Non-Flammable Edgewound Tubular Wirewound Vitreous Enamel Coating Resistor	Special	YES	100% Matte Sn	Always	Always

"Conflict Metals" Commitment

We at Stackpole Electronics, Inc. are joined with our industry in opposing the use of metals mined in the "conflict region" of the eastern Democratic Republic of the Congo (DRC) in our products. Recognizing that the supply chain for metals used in the electronics industry is very complex, we work closely with our own suppliers to verify to the extent possible that the materials and products we supply do not contain metals sourced from this conflict region. As such, we are in compliance with the requirements of Dodd-Frank Act regarding Conflict Minerals.

Compliance to "REACH"

We certify that all passive components supplied by Stackpole Electronics, Inc. are SVHC (Substances of Very High Concern) free and compliant with the requirements of EU Directive 1907/2006/EC, "The Registration, Evaluation, Authorization and Restriction of Chemicals", otherwise referred to as REACH. Contact us for complete list of REACH Substance Candidate List.

Environmental Policy

It is the policy of Stackpole Electronics, Inc. (SEI) to protect the environment in all localities in which we operate. We continually strive to improve our effect on the environment. We observe all applicable laws and regulations regarding the protection of our environment and all requests related to the environment to which we have agreed. We are committed to the prevention of all forms of pollution.

How to Order

1	2	3	4	5	6	7	8	9	10	11	12	
E	W	T	M	5	0	J	B	2	0	0	R	
Product Series		Type		Power		Tolerance		Packaging				Resistance Value Four characters with the multiplier used as the decimal holder. 1 ohm = 1R00 10 Kohm = 10K0 100 Kohm = 100K
Code	Description	Code	Description	Code	Power	Code	Tol	Code	Description	Size	Quantity	
EWT	Vitreous Enamel	-	Std Tab Connection	25	25 W	J	5%	B	Bulk	All Sizes	Each	
		M	Mounting Hardware	50	50 W	K	10%					
		S	Spring Clips	100	100 W							
		L	Welded Straight Leads	225	225 W							
		A	Adjustable									