

6

5

4

3

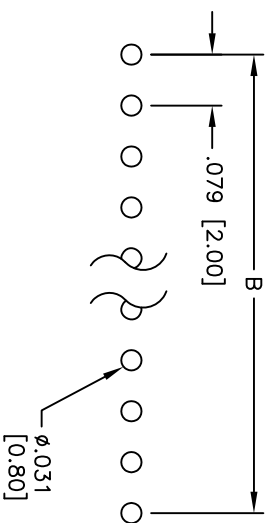
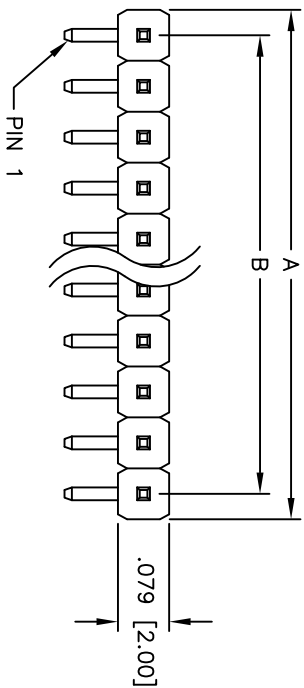
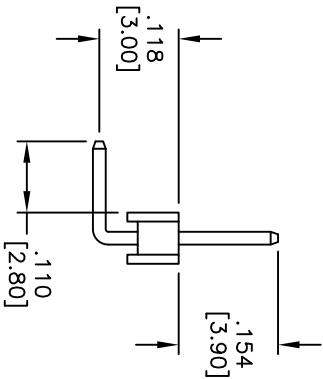
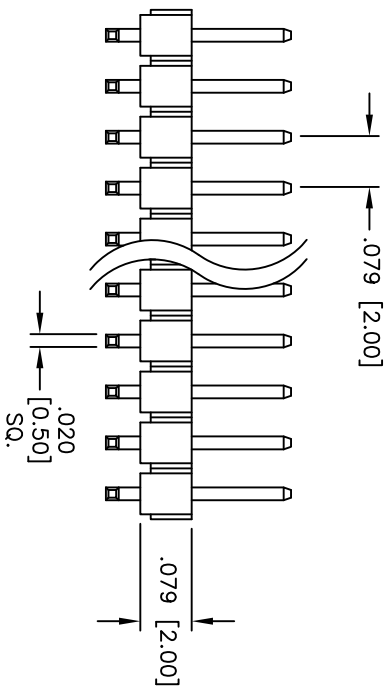
2

1

Rev	AWO #	Description	Date	Appr
-		RELEASED	3/31/05	

APPROVED: _____

DATE: _____ TITLE: _____

RECOMMENDED
PCB LAYOUT

SPECIFICATIONS:

Material:

Insulator: PBT, rated UL 94V-0

Insulator color: Black

Contacts: Brass

Plating:

Gold flash over Nickel underplate overall

Electrical:

Current rating: 1 Amp max

Contact resistance: 20 mohms max

Insulation resistance: 5,000 Mohms min @ 500 VDC

Dielectric withstanding voltage: 500 VAC for 1 minute

Temperature Rating:

Operating temperature: -55°C to +105°C

Environmental:

Lead free, RoHS compliant



Positions: 2 thru 40

A = .079 [2.00] x No. of Positions
B = .079 [2.00] x No. of SpacesUNLESS OTHERWISE SPECIFIED
ALL DIMENSIONS ARE INCHES [MM]
TOLERANCES: EXCEPT AS NOTED

INCHES	HOLES
.X ± .10	Ø.X ± .10
.XX ± .020	Ø.XX ± .015
.XXX ± .015	Ø.XXX ± .010

APPROVALS

DATE

DRAWN SS 3/31/05

CHECKED

APPROVED

ADAM TECH

909 Railway Avenue, Union, NJ 07083

Phone: 908-687-5000 Fax: 908-687-5710

TITLE .079 [2.00] SINGLE ROW PIN HEADER

RIGHT ANGLE, GOLD PLATED

SIZE PART NO.

2PH1R-XX-UA

REV.

SHEET 1 OF 1

A

B

C

D

A

B

C

D

6

5

4

3

2

1