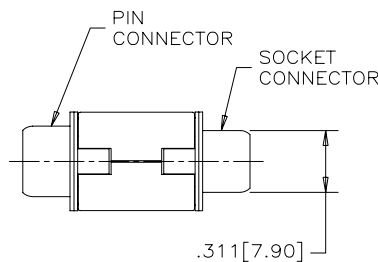
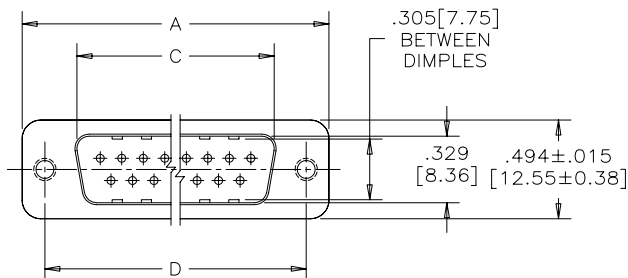
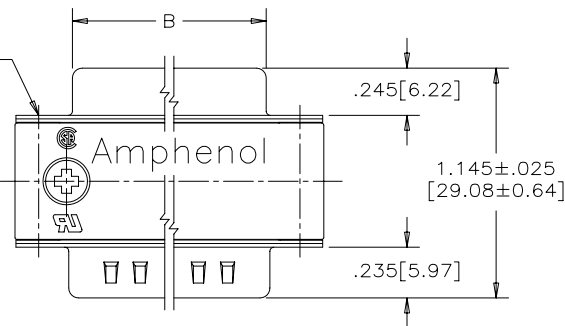


MOUNTING CODE 4  
4-40 UNC THREAD  
OR  
MOUNTING CODE 6  
M3 THREAD  
X .240[6.10] MIN.  
DEEP (4 PLACES)



SIZE	A±.015 [0.38]	B±.005 [0.13]	C±.005 [0.13]	D±.005 [0.13]
E09	1.213[30.81]	.643[16.33]	.666[16.92]	.984[24.99]
A15	1.541[39.14]	.971[24.66]	.994[25.25]	1.312[33.32]
B25	2.088[53.04]	1.511[38.38]	1.534[38.96]	1.852[47.04]
C37	2.729[69.32]	2.159[54.84]	2.182[55.42]	2.500[63.50]

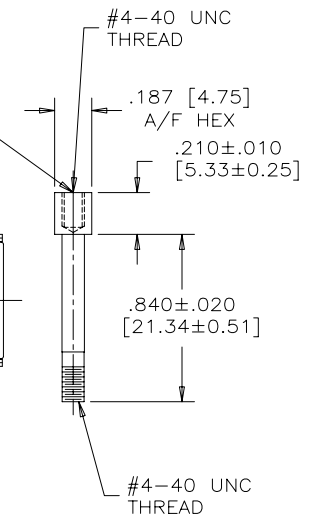
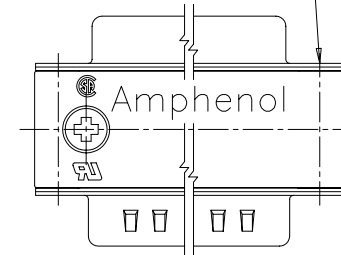
#### NOTES:

- MATERIALS: — SHELLS — TIN PLATED STEEL  
— CONTACTS — PHOSPHOR BRONZE  
PLATED WITH GOLD OVER NICKEL  
ON THE MATING AREA.  
— INSULATOR — ENGINEERING THERMOPLASTIC,  
FLAMMABILITY RATING UL94V-0, BLACK.  
— OUTSIDE SHELLS: ZINC DIECAST, TIN PLATED
- INSULATION RESISTANCE: 3000 MEGOHMS MINIMUM
- CURRENT RATING: 5 AMPS MAXIMUM  
2 AMPS FILTERING MAXIMUM
- OPERATING TEMPERATURE: -40°C TO 85°C.
- TOLERANCE, UNLESS INDICATED OTHERWISE, ±.005 [0.13].

THIS DOCUMENT CONTAINS PROPRIETARY INFORMATION AND SUCH INFORMATION  
MAY NOT BE DISCLOSED TO OTHERS FOR ANY PURPOSE OR USED FOR MANUFACTURING  
PURPOSES WITHOUT WRITTEN PERMISSION FROM AMPHENOL CANADA CORP.

REVISIONS			
REV	ECN, ERN NO.	DATE	APPRD.
D	PRODUCT DRAWING	APR29/05	K.L.

MOUNTING CODE 2  
.120[3.05] DIA  
THROUGH HOLE  
(2 PLACES) AND  
MOUNTING POST  
(2 SUPPLIED LOOSE  
PER CONNECTOR)



ORDERING CODE: F C C 1 7 - E 0 9 A D - 4 F O G

SERIES

SIZE/NUMBER OF CONTACTS  
E09, A15, B25, OR C37

CONNECTOR STYLE  
AD=PIN/SOCKET ADAPTER

MOUNTING  
2=.120[3.05] DIA. THROUGH HOLE  
WITH MOUNTING POST  
3=OLD DESIGNATION FOR #4-40  
THREAD — USE MOUNTING CODE 4.  
4=#4-40 UNC THREAD  
6=M3 THREAD

CONTACT FINISH/GOLD THICKNESS  
NO DIGIT=STANDARD 15 MICROINCHES  
[0.38 MICRONS] GOLD  
G=50 MICROINCHES [1.27 MICRONS]  
GOLD

MODIFIER  
0=STANDARD

FILTER CAPACITANCE  
D=50 pF 4=820 pF  
B=100 pF 5=1000 pF  
0=180 pF 7=1200 pF  
F=330 pF E=2200 pF  
L=380 pF 9=5600 pF  
1=470 pF 8=47000 pF

REFER TO AMPHENOL CATALOGUE  
FOR FILTER PERFORMANCE  
CHARACTERISTICS

MATERIAL -----	DRAWN I.ESSAJEE	DATE 99/03/10	Amphenol Canada Corp.	
	DESIGNED K.LAMBIE	99/03/09		
	CHECKED			
	I. E. APPRD.			
FINISH -----	Q. A. APPRD.		TITLE FCC17 SERIES MALE/FEMALE ADAPTER	
	DWG. APPRD.			
	ENG. REL. NO.			
	REF. EAR C10727			
	DIMENSIONS ARE IN INCHES [mm]	CODE ID. NO. 03554	DWG C	D
			DRAWING NO. P-FCC17-XXXAD-XX0X	REV. 1
			SCALE 2/1	SHEET 1 OF 1