

CE



Description

The HRPS/HRIS Series combines an electromechanical relay output with microcontroller timing circuitry. It is a factory programmed module available in any 1 of 13 standard functions. It offers 12 to 240V operation in two universal ranges and factory fixed, onboard, or external adjustable time delays with a repeat accuracy of $\pm 0.5\%$. The output contact rating allows for direct operation of heavy loads, such as compressors, pumps, blower motors, heaters, etc. This series is ideal for OEM applications where cost is a factor. The HRPS has non-isolated SPDT relay contacts, and the HRIS has isolated SPDT relay contacts. Both offer the most popular timer functions in the industry.

Operation (Interval)

Upon application of input voltage, the time delay begins. The output (relay or solid state) energizes during the time delay. At the end of time delay the output de-energizes and remains de-energized until input voltage is removed.

Reset: Removing input voltage resets the time delay and output.

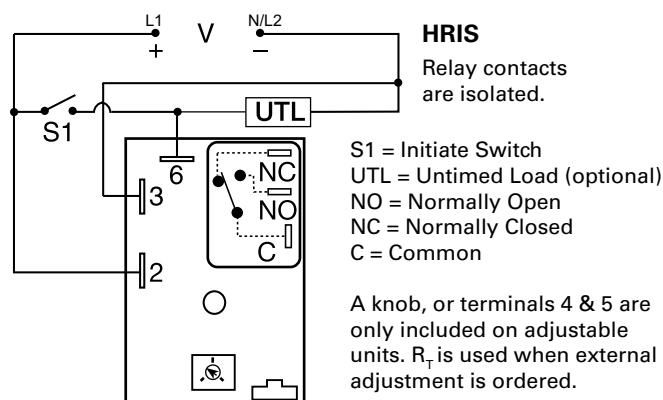
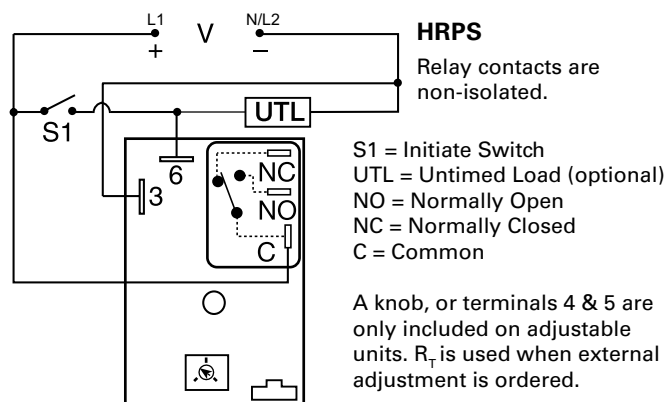
Features & Benefits

FEATURES	BENEFITS
Microcontroller based	Repeat Accuracy + / - 0.5% , factory calibration +/- 2%
Compact design	Allows flexibility for OEM applications
30A, SPDT, Normally Open output contacts	Allows for direct operation of heavy loads
Encapsulated	Protects against shock, vibration, and humidity

Ordering Information

MODEL	INPUT VOLTAGE	ADJUST.	TIME DELAY	FUNCTION
HRISW21FT	24 - 240VAC/24 - 110VDC	Onboard	0.1 - 10s	Alternating
HRISW27I	24 - 240VAC/24 - 110VDC	Onboard	0.1 - 10h	Interval
HRPSD12HI	12 - 48VDC	Fixed	2h	Interval
HRISW25B	24 - 240VAC/24 - 110VDC	Onboard	1 - 100m	Delay on break

If you don't find the part you need, call us for a custom product 800-843-8848



HRPS / HRIS SERIES

Accessories



P1004-95, P1004-95-X Versa-Pot
Panel mountable, industrial potentiometer recommended for remote time delay adjustment.



P1023-6 Mounting bracket
The 90° orientation of mounting slots makes installation/removal of modules quick and easy.



P0700-7 Versa-Knob
Designed for 0.25 in. (6.35 mm) shaft of Versa-Pot. Semi-gloss industrial black finish.




P1015-64 (AWG 14/16), P1015-13 (AWG 10/12) Female Quick Connect
These 0.25 in. (6.35 mm) female terminals are constructed with an insulator barrel to provide strain relief.



P1015-18 Quick Connect to Screw Adapter
Screw adapter terminal designed for use with all modules with 0.25 in. (6.35 mm) male quick connect terminals.

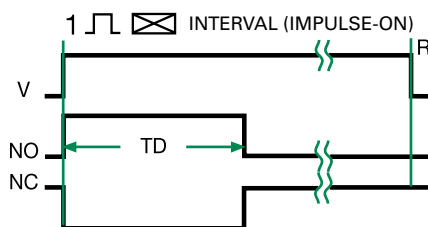


C103PM (AL) DIN Rail
35 mm aluminum DIN rail available in a 36 in. (91.4 cm) length.

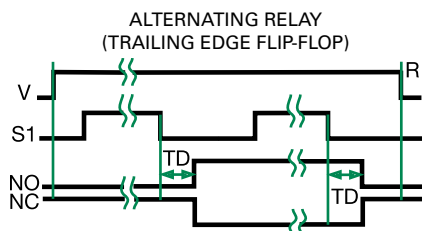


P1023-20 DIN Rail Adapter
Allows module to be mounted on a 35 mm DIN type rail with two #10 screws.

Function Diagrams



V = Voltage
S1 = Initiate Switch
NO = Normally Open Contact
NC = Normally Closed Contact
TD = Time Delay
R = Reset
— = Undefined Time



Specifications

Time Delay

Type

Range

Repeat Accuracy

Tolerance

(Factory Calibration)

Reset Time

Initiate Time

Time Delay vs Temp. & Voltage

Input

Voltage

Tolerance

12 to 48VDC

24 to 110VDC/240VAC

AC Line Frequency

Power Consumption

Output

Type

Form

Ratings

General Purpose

125/240VAC

Resistive

125/240VAC

28VDC

Motor Load

125VAC

240VAC

Life

Protection

Surge

Circuitry

Isolation Voltage

Insulation Resistance

Polarity

Mechanical

Mounting

Dimensions

Termination

Environmental

Operating/Storage

Temperature

Humidity

Weight

Microcontroller circuitry

0.1s - 1000h in 9 adjustable ranges or fixed
±0.5% or 20ms, whichever is greater

±2%

≤ 150ms

≤ 20ms

±2%

12 to 48VDC; 24 to 240VAC/24 to 110VDC

-15% - 20%

-20% - 10%

50/60Hz

AC ≤ 4VA; DC ≤ 2W

Electromechanical relay

SPDT

SPDT-NO

30A

30A

20A

1 hp*

2 hp**

1 x 10⁶

1 x 10⁵, *3 x 10⁴, **6,000

IEEE C62.41-1991 Level A

Encapsulated

≥ 1500V RMS input to output; isolated units

≥ 100 MΩ

DC units are reverse polarity protected

Surface mt. with one #10 (M5 x 0.8) screw

H 76.2 mm (3.0"); **W** 50.8 mm (2.0");

D 38.1 mm (1.5")

0.25 in. (6.35 mm) male quick connects

-40° to 60°C / -40° to 85°C

95% relative, non-condensing

≈ 3.9 oz (111 g)