



Data Sheet | Item Number: 285-187

2-conductor through terminal block; 95 mm²; lateral marker slots; with fixing flanges; POWER CAGE CLAMP; 95,00 mm²; dark gray-yellow

<https://www.wago.com/285-187>



Color: ■ dark gray/yellow

High-current terminal block, 285 Series, t-wrench und 8 mm

This through terminal block (item number 285-187) is designed to connect conductors quickly and easily. Strip lengths must be 35 mm when connecting conductors to this through terminal block. This product features conductor terminals and utilizes POWER CAGE CLAMP. Our POWER CAGE CLAMP connection technology is the perfect choice for securely connecting large conductor cross-sections. This universal connector is reliable and maintenance-free. Unlike other connections methods, you do not need to crimp the ferrule or use a torque wrench. This makes it nice and easy to use. Depending on the conductor type, this through terminal block is suitable for conductor cross sections ranging from 25 mm² to 95 mm².

Electrical data

Ratings per	IEC/EN 60947-7-1		
Overtoltage category	III	III	II
Pollution degree	3	2	2
Nominal voltage	1000 V	-	-
Rated impulse withstand voltage	12 kV	-	-
Rated current	232 A	-	-

Ratings per IEC/EN 2	
Rated voltage (III / 3)	1500 V
Rated impulse withstand voltage (III/3)	12 kV

Approvals per	UL 1059		
Use group	B	C	D
Rated voltage	600 V	600 V	-
Rated current	200 A	200 A	-

Approvals per	CSA 22.2 No 158		
Use group	B	C	D
Rated voltage	1000 V	1000 V	-
Rated current	210 A	-	-

Power Loss	
Power loss, per pole (potential)	7.5354 W
Rated current I_N for power loss specification	232 A
Resistance value for specified, current-dependent power loss	0.00014 Ω

General information	
Voltage type 1	AC/DC
Voltage type 2	DC
Wiring direction	Side-entry wiring

Connection Data

Clamping units	2
Total number of potentials	1
Number of levels	1
Number of jumper slots	2

Connection 1

Connection technology	POWER CAGE CLAMP
Actuation type	T-wrench; 8 mm
Connectable conductor materials	Copper
Nominal cross-section	95 mm ²
Solid conductor	25 ... 95 mm ² / 4 ... 4/0 AWG
Stranded conductor	25 ... 95 mm ² / 4 ... 4/0 AWG
Fine-stranded conductor	25 ... 95 mm ² / 4 ... 4/0 AWG
Fine-stranded conductor; with insulated ferrule	25 ... 95 mm ² / 4 ... 4/0 AWG
Fine-stranded conductor; with uninsulated ferrule	25 ... 95 mm ² / 4 ... 4/0 AWG
Strip length	35 mm / 1.38 inches
Wiring direction	Side-entry wiring

Physical data

Width	25 mm / 0.984 inches
Height from the surface	108 mm / 4.252 inches
Depth	145 mm / 5.709 inches

Mechanical data

Mounting type	Mounting flange
Mounting type	Panel mounting
Marking level	Side marking

Material data

Note (material data)	Information on material specifications can be found here
Color	dark gray/yellow
Material group	I
Insulation material (main housing)	Polyamide (PA66)
Flammability class per UL94	V0
Fire load	0.982 MJ
Weight	269.1 g

Environmental requirements

Processing temperature	-35 ... +85 °C
Continuous operating temperature	-60 ... +105 °C

Commercial data

PU (SPU)	5 pcs
Packaging type	Box
Country of origin	PL
GTIN	4055143583954
Customs tariff number	85369010000

Product Classification

UNSPSC	39121410
eCl@ss 10.0	27-14-11-20
eCl@ss 9.0	27-14-11-20
ETIM 9.0	EC000897
ETIM 10.0	EC000897
ECCN	NO US CLASSIFICATION

Environmental Product Compliance

RoHS Compliance Status	Compliant, No Exemption
------------------------	-------------------------

Approvals / Certificates

General approvals **Declarations of conformity and manufacturer's declarations**



Approval	Standard	Certificate Name
CCA DEKRA Certification B.V.	EN 60947	NTR NL-7707
CSA CSA Group	C22.2	1151144
KEMA/KEUR DEKRA Certification B.V.	EN 60947	71-105562

Approval	Standard	Certificate Name
EU-Declaration of Confor- mity WAGO GmbH & Co. KG	-	-
UK-Declaration of Confor- mity WAGO GmbH & Co. KG	-	-

Approvals for marine applications



Approval	Standard	Certificate Name
ABS American Bureau of Ship- ping	EN 60947	24-0152298-PDA
DNV GL Det Norske Veritas, Ger- manischer Lloyd	-	TAE00001V2
PRS Polski Rejestr Statków	-	TE/1094/880590/23

Downloads

Environmental Product Compliance

Compliance Search	
Environmental Product Compliance 285-187	↓

Documentation

Bid Text			
285-187	19.02.2019	xml 3.20 KB	↓
285-187	04.01.2018	doc 23.50 KB	↓

CAD/CAE-Data

CAD data	
2D/3D Models 285-187	↓

CAE data	
EPLAN Data Portal 285-187	↓
ZUKEN Portal 285-187	↓

1 Compatible Products

1.1 Optional Accessories

1.1.1 Cover

1.1.1.1 Cover



Item No.: 285-169

Finger guard; touchproof cover protects unused conductor entries and jumper slots; for 95 mm² high-current tbs; yellow

1.1.2 Current and voltage tap

1.1.2.1 Current and voltage tap



Item No.: 855-951/250-000

Current and voltage tap up to 95 mm²; Primary rated current: 250 A; Secondary rated current: 1 A; Rated power: 0.2 VA; Accuracy class: 0.5; fused

1.1.3 Ferrule

1.1.3.1 Ferrule



Item No.: 216-435

Ferrule; Sleeve for 50 mm² / AWG 1; un-insulated; electro-tin plated; electrolytic copper; gastight crimped; acc. to DIN 46228, Part 1/08.92

1.1.4 Installation

1.1.4.1 Mounting accessories



Item No.: 285-168

Fixing element; for 95 mm² high-current terminal blocks; orange

1.1.5 Jumper

1.1.5.1 Jumper



Item No.: 285-495

Jumper; insulated; gray

1.1.6 Marking

1.1.6.1 Group marker carrier



Item No.: 249-105

Group marker carrier; gray

1.1.6.2 Marker



Item No.: 793-5501/000-006

WMB marking card; as card; for terminal block width 5 - 17.5 mm; stretchable 5 - 5.2 mm; plain; snap-on type; blue



Item No.: 793-5501/000-014

WMB marking card; as card; for terminal block width 5 - 17.5 mm; stretchable 5 - 5.2 mm; plain; snap-on type; brown



Item No.: 793-5501/000-007

WMB marking card; as card; for terminal block width 5 - 17.5 mm; stretchable 5 - 5.2 mm; plain; snap-on type; gray



Item No.: 793-5501/000-023

WMB marking card; as card; for terminal block width 5 - 17.5 mm; stretchable 5 - 5.2 mm; plain; snap-on type; green



Item No.: 793-5501/000-017

WMB marking card; as card; for terminal block width 5 - 17.5 mm; stretchable 5 - 5.2 mm; plain; snap-on type; light green



Item No.: 793-5501/000-012

WMB marking card; as card; for terminal block width 5 - 17.5 mm; stretchable 5 - 5.2 mm; plain; snap-on type; orange



Item No.: 793-5501/000-005

WMB marking card; as card; for terminal block width 5 - 17.5 mm; stretchable 5 - 5.2 mm; plain; snap-on type; red



Item No.: 793-5501/000-024

WMB marking card; as card; for terminal block width 5 - 17.5 mm; stretchable 5 - 5.2 mm; plain; snap-on type; violet



Item No.: 793-5501

WMB marking card; as card; for terminal block width 5 - 17.5 mm; stretchable 5 - 5.2 mm; plain; snap-on type; white



Item No.: 793-5501/000-002

WMB marking card; as card; for terminal block width 5 - 17.5 mm; stretchable 5 - 5.2 mm; plain; snap-on type; yellow



Item No.: 793-501/000-006

WMB marking card; as card; not stretchable; plain; snap-on type; blue



Item No.: 793-501/000-007

WMB marking card; as card; not stretchable; plain; snap-on type; gray



Item No.: 793-501/000-023

WMB marking card; as card; not stretchable; plain; snap-on type; green



Item No.: 793-501/000-017

WMB marking card; as card; not stretchable; plain; snap-on type; light green



Item No.: 793-501/000-012

WMB marking card; as card; not stretchable; plain; snap-on type; orange



Item No.: 793-501/000-005

WMB marking card; as card; not stretchable; plain; snap-on type; red



Item No.: 793-501/000-024

WMB marking card; as card; not stretchable; plain; snap-on type; violet



Item No.: 793-501

WMB marking card; as card; not stretchable; plain; snap-on type; white



Item No.: 793-501/000-002

WMB marking card; as card; not stretchable; plain; snap-on type; yellow



Item No.: 2009-115/000-006

WMB-Inline; for Smart Printer; 1500 pieces on roll; stretchable 5 - 5.2 mm; plain; snap-on type; blue



Item No.: 2009-115/000-007

WMB-Inline; for Smart Printer; 1500 pieces on roll; stretchable 5 - 5.2 mm; plain; snap-on type; gray



Item No.: 2009-115/000-023

WMB-Inline; for Smart Printer; 1500 pieces on roll; stretchable 5 - 5.2 mm; plain; snap-on type; green



Item No.: 2009-115/000-017

WMB-Inline; for Smart Printer; 1500 pieces on roll; stretchable 5 - 5.2 mm; plain; snap-on type; light green



Item No.: 2009-115/000-012

WMB-Inline; for Smart Printer; 1500 pieces on roll; stretchable 5 - 5.2 mm; plain; snap-on type; orange

1.1.6.2 Marker



Item No.: 2009-115/000-005

WMB-Inline; for Smart Printer; 1500 pieces on roll; stretchable 5 - 5.2 mm; plain; snap-on type; red



Item No.: 2009-115/000-024

WMB-Inline; for Smart Printer; 1500 pieces on roll; stretchable 5 - 5.2 mm; plain; snap-on type; violet



Item No.: 2009-115

WMB-Inline; for Smart Printer; 1500 pieces on roll; stretchable 5 - 5.2 mm; plain; snap-on type; white



Item No.: 2009-115/000-002

WMB-Inline; for Smart Printer; 1500 pieces on roll; stretchable 5 - 5.2 mm; plain; snap-on type; yellow

1.1.6.3 Marker carrier



Item No.: 285-442

Adaptor; gray

1.1.7 Power tap

1.1.7.1 Power tap



Item No.: 285-407

Power tap; for 95 mm² high-current tbs; gray

1.1.8 Protective warning marker

1.1.8.1 Cover



Item No.: 285-170

Protective warning marker; with high-voltage symbol, black; yellow



Item No.: 285-175

Protective warning marker; yellow

1.1.9 Tool

1.1.9.1 Operating tool



Item No.: 285-172

Allen wrench; with a partially insulated shaft; green




Item No.: 285-173

Allen wrench; with a partially insulated shaft; with anti-rotation protection; green

Installation Notes

Installation



Optionally, insert block-to-block connector (285-168) into housing slot.



Align and snap high-current, through terminal blocks together.



Subject to changes. Please also observe the further product documentation!

Current addresses can be found at: www.wago.com