



Color: white

Technical data	
Marking method	Thermal transfer
Marking	plain
Delivery form	Roll
Delivery form configuration	2,500 markers/reel
Printing device	Smart Printer (thermal transfer printer)

Physical data	
Depth	0.26 mm
Length	23 mm
Marking surface	4 x 23 mm

Mechanical data	
Mounting type	Pushing in
Smear resistance	in conjunction with 258-5005 Ink Ribbon

Material data	
Color	white
Material	Polyester
UV resistance	EN 60068-2-5:2010 Procedure B
Adhesive information	without adhesive
Halogen-free	Yes
Weight	220 g
Fire load	0 MJ





Environmental requirements	
Ambient temperature (storage)	+10 ... +22 °C
Ambient temperature (operation)	-20 ... +80 °C
Relative humidity	40 ... 50 %

Commercial data	
Product Group	2 (Terminal Block Accessories)
PU (SPU)	1 pcs
Packaging type	Box
Country of origin	DE
GTIN	4050821675006
Customs tariff number	39269097900

Product Classification	
UNSPSC	55121612
eCl@ss 10.0	27-40-04-01
eCl@ss 9.0	27-40-06-29
ETIM 9.0	EC001530
ETIM 8.0	EC001530
ECCN	NO US CLASSIFICATION

Environmental Product Compliance	
RoHS Compliance Status	Compliant,No Exemption

Downloads	
Environmental Product Compliance	
Compliance Search	
Environmental Product Compliance 211-821	










Documentation			
Operating Instructions			
211-821 Information on printing material	1 28.08.2020	pdf 1248.71 KB	

1 Compatible Products

1.1 Optional Accessories

1.1.1 Marking

1.1.1.1 Marking sleeve

 Item No.: 211-922 Nozzles; Length: 23 mm; For the use of 211-821; halogenated; Cable outer diameter: 1.5 ... 2.5 mm; transparent	 Item No.: 211-926 Nozzles; Length: 23 mm; For the use of 211-821; halogenated; Cable outer diameter: 10.0 ... 14.0 mm; transparent	 Item No.: 211-927 Nozzles; Length: 23 mm; For the use of 211-821; halogenated; Cable outer diameter: 14.0 ... 22.0 mm; transparent	 Item No.: 211-923 Nozzles; Length: 23 mm; For the use of 211-821; halogenated; Cable outer diameter: 2.0 ... 4.0 mm; transparent
 Item No.: 211-924 Nozzles; Length: 23 mm; For the use of 211-821; halogenated; Cable outer diameter: 4.0 ... 7.0 mm; transparent	 Item No.: 211-925 Nozzles; Length: 23 mm; For the use of 211-821; halogenated; Cable outer diameter: 6.0 ... 10.0 mm; transparent	 Item No.: 211-823 Nozzles; Length: 23 mm; For the use of 211-821; halogen-free; Cable outer diameter: 1.4 ... 5.0 mm; transparent	 Item No.: 211-824 Nozzles; Length: 23 mm; For the use of 211-821; halogen-free; Cable outer diameter: 5.0 ... 11.0 mm; transparent
 Item No.: 211-829 Nozzles; Length: 23 mm; For the use of 211-821; halogen-free; transparent			

Installation Notes

Marking

 Remove the printed marker from the reel.	 Slide the marker into the marking sleeve receptacle. Replacing the marker is also possible after the conductor has been terminated.	 Slide the marker through the marker slot up to the end of the sleeve.	 Then remove the rest of the card by twisting it off.
---	--	---	---