


# ABM3B series

## CERAMIC SMD CRYSTAL



### Description

The ABM3B series is a quartz crystal offered in a 5.0mm x 3.2mm x 1.1mm four-pad SMD package. Tight frequency accuracy of  $\pm 10\text{ppm}$  and stability of  $\pm 15\text{ppm}$  over operating temperature range of  $-40^{\circ}\text{C}$  to  $+85^{\circ}\text{C}$ , low plating load (CL) value of 6pF, and low Equivalent Series Resistance (ESR) is achieved in this compact package. The ABM3B series offers industry standard frequencies common for communication, test equipment, high density, PCMCIA end applications.



### Features

- Suitable for reflow
- Tight stability available
- Seam sealed for long-term reliability
- Seam Sealing
- REACH/RoHS II Compliant | MSL Level N/A

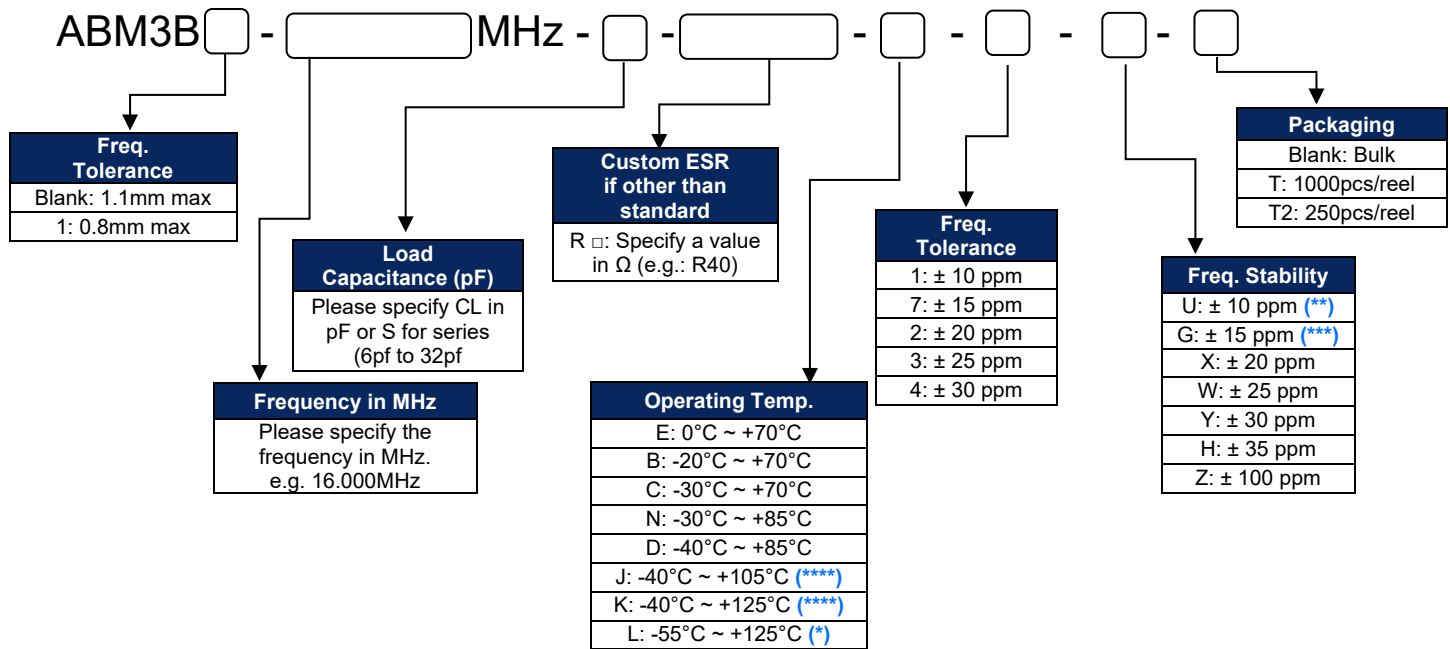
### Typical Applications

- Communication and Test equipment
- High Density applications
- PCMCIA and wireless applications

### Electrical Specifications

Parameters	Min.	Typ.	Max.	Units	Notes
Frequency Range	8.0		50.0	MHz	Fundamental
	50.1		125.0		3 <sup>rd</sup> OT
Operating Temperature Range	-10		+60	$^{\circ}\text{C}$	<a href="#">See options</a>
Storage Temperature	-40		+85	$^{\circ}\text{C}$	
Frequency Tolerance @ $+25^{\circ}\text{C}$			$\pm 50$	ppm	<a href="#">See options</a>
Frequency Stability over the Operating Temperature (ref. to $+25^{\circ}\text{C}$ )			$\pm 50$	ppm	<a href="#">See options</a>
Equivalent series resistance			200	$\Omega$	8~9.999MHz (Fund.)
			100		10~11.999MHz (Fund.)
			70		12~15.999MHz (Fund.)
			50		16~50MHz (Fund.)
			60		50.001~80MHz (3rd OT)
			80		80.001~125MHz (3rd OT)
Shunt Capacitance (C0)			7.0	pF	
Load Capacitance (CL)		18.0		pF	<a href="#">See options</a>
Drive Level		10		$\mu\text{W}$	
Aging (1 year)	-5		+5	ppm	@ $25^{\circ}\text{C} \pm 3^{\circ}\text{C}$
Insulation Resistance	500			M $\Omega$	@ 100Vdc $\pm 15\text{V}$

## Part Identification



### Notes:

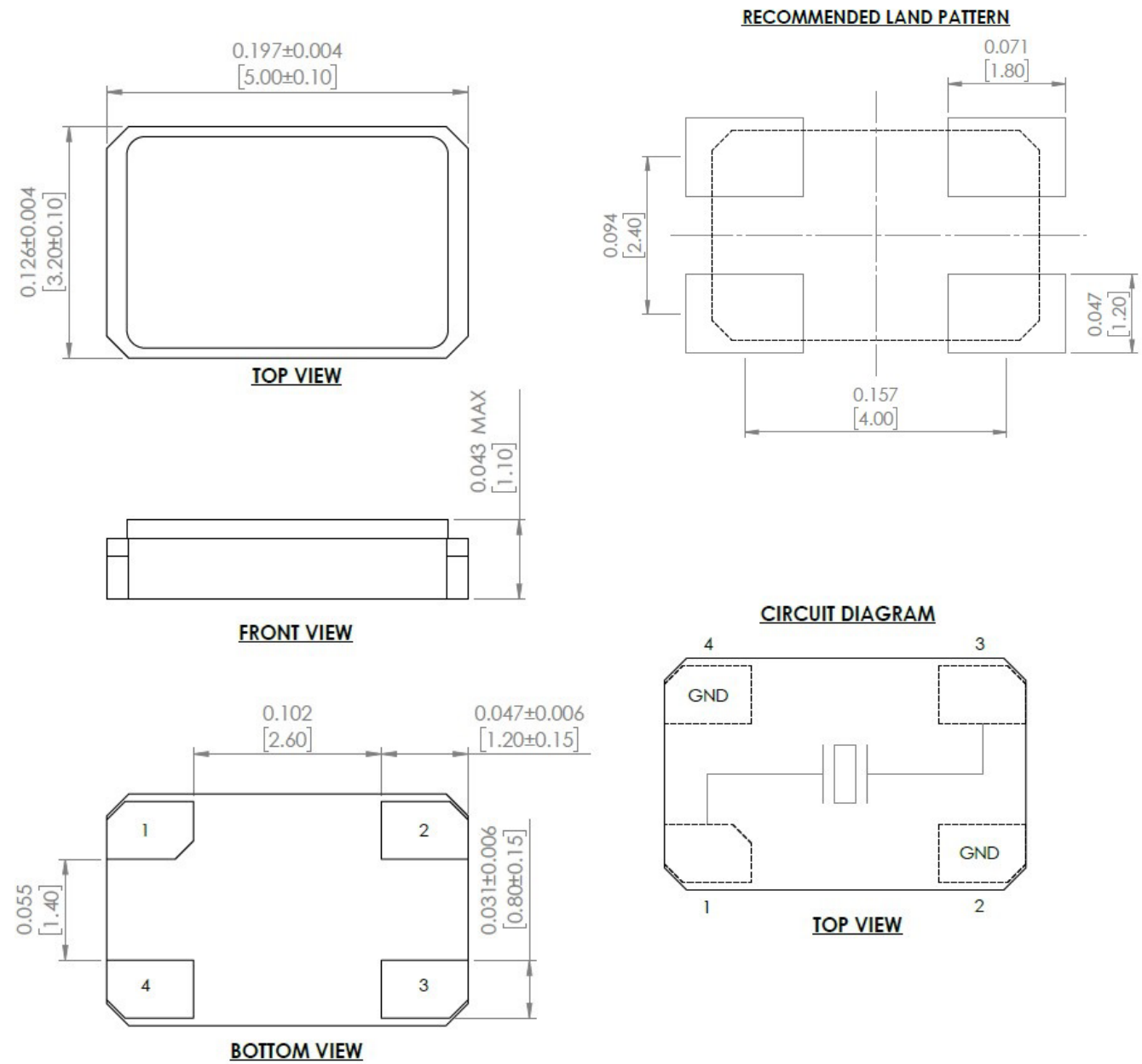
\*: Available with Freq. Stability Option Z only

\*\*: Available for standard operating temp. range, and temp option E and B

\*\*\*: Available for standard operating temp. range, and temp option E, B, C and N.  
Availability with operating temp. option D is frequency dependent. Please contact Abracon.

\*\*\*\* Available with Freq. Stability  $\pm 50$ ppm and  $\pm 100$ ppm. Please contact Abracon for tighter freq. stability

Mechanical Dimensions



**Note:** Due to the availability of raw materials, this part may be manufactured with the chamfer on Pin 1 or 4. Please be advised that this does not affect the electrical characteristics of the crystal in any way.

**Sealing Method:** = Seam Sealing



**Dimensions:** inches [mm]

Revision: U  
8/27/2024

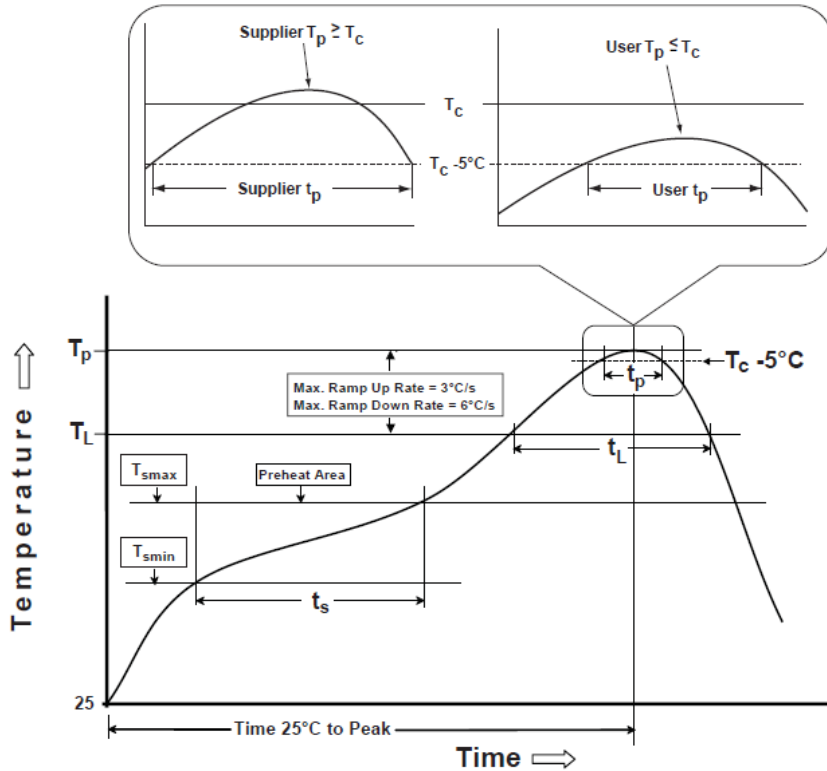
[Disclaimer](#)

Table 2

Freq. Tolerance
ABM3B: 1.1mm max
ABM3B1: 0.8mm max

[Check Inventory](#)   
[Request Samples](#) 

## Reflow Profile [JEDEC J-STD-020]



**Table 1**

SnPb Eutectic Process Classification Temperatures ( $T_c$ )		
Package Thickness	Volume mm <sup>3</sup> <350	Volume mm <sup>3</sup> ≥350
<2.5 mm	235 °C	220 °C
≥2.5 mm	220 °C	220 °C

**Table 2**

Pb-Free Process Classification Temperatures ( $T_c$ )			
Package Thickness	Volume mm <sup>3</sup> <350	Volume mm <sup>3</sup> 350-2000	Volume mm <sup>3</sup> >2000
<1.6 mm	260 °C	260 °C	260 °C
1.6 mm - 2.5 mm	260 °C	250 °C	245 °C
>2.5 mm	250 °C	245 °C	245 °C

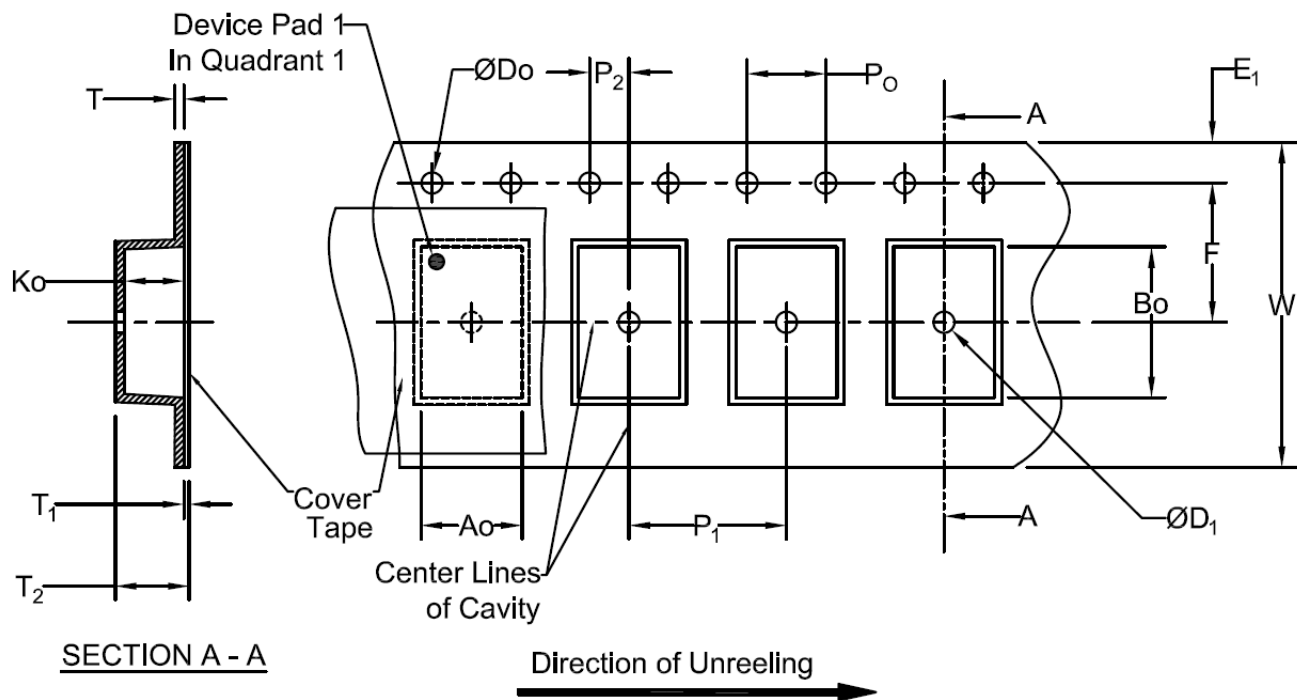
Profile Feature	Sn-Pb Eutectic Assembly	Pb-Free Assembly
Preheat / soak		
Temperature minimum ( $T_{smin}$ )	100°C	150°C
Temperature maximum ( $T_{smax}$ )	150°C	200°C
Time ( $T_{smin}$ to $T_{smax}$ ) ( $t_s$ )	60 - 120 sec.	60 - 120 sec.
Average ramp-up rate ( $T_{smax}$ to $T_p$ )	3°C/sec. max	3°C/sec. max
Liquidous temperature ( $T_L$ )	183°C	217°C
Time at liquidous ( $t_L$ )	60 - 150 sec.	60 - 150 sec.
Peak package body temperature ( $T_p$ )*	see Table 1	see Table 2
Time ( $t_p$ )** within 5°C of the specified classification temperature ( $T_c$ )	20 sec.	30 sec.
Ramp-down rate ( $T_p$ to $T_{smax}$ )	6°C/sec. max	6°C/sec. max
Time 25°C to peak temperature	6 min. max	8 min. max
Reflow cycles	2 max	2 max

\*Tolerance for peak profile temperature ( $T_p$ ) is defined as a supplier minimum and a user maximum.

\*\*Tolerance for time at peak profile temperature ( $t_p$ ) is defined as a supplier minimum and a user maximum.

Packaging

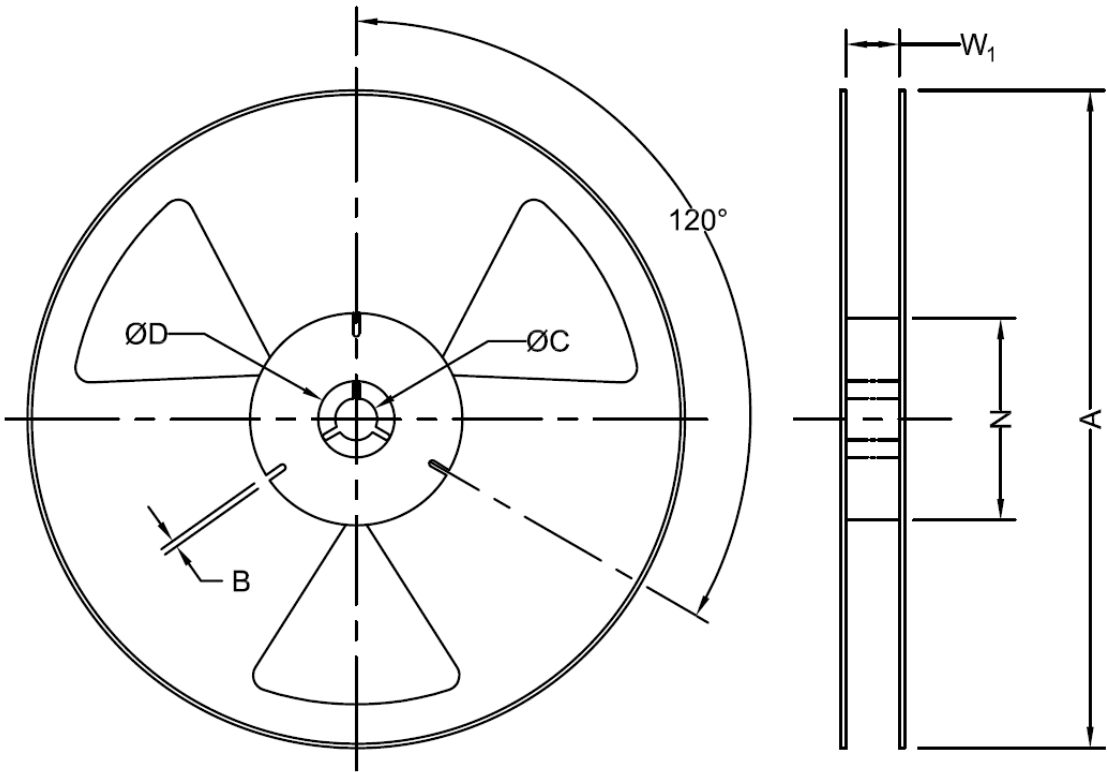
T: 1000pcs  
T2: 250pcs



Tape Specifications (mm)							
Width	Ao	Bo	Do	D1	E1	F	Ko
12mm	*	*	1.5+0.1/-0.0	1.0	1.75±0.1	3.5±0.05	*
Width	P1	P2	P0	T (Max)	T1 (Max)	T2 (Max)	W (Max)
12mm	8.0±0.1	2.0±0.05	4.0±0.1	0.6	0.1	6.5	12.3

\*Note: Compliant to EIA-481

Packaging continued



Reel Specifications (mm)							
Width	Qty/Reel	A (Nom)	B (Min)	C (Min)	D (Min)	N (Min)	*W <sub>1</sub>
12mm	250/1000	178	1.5	13.0+0.5/-0.2	20.2	50	12.4+2.0/-0.0

\*Note: Measured at Hub