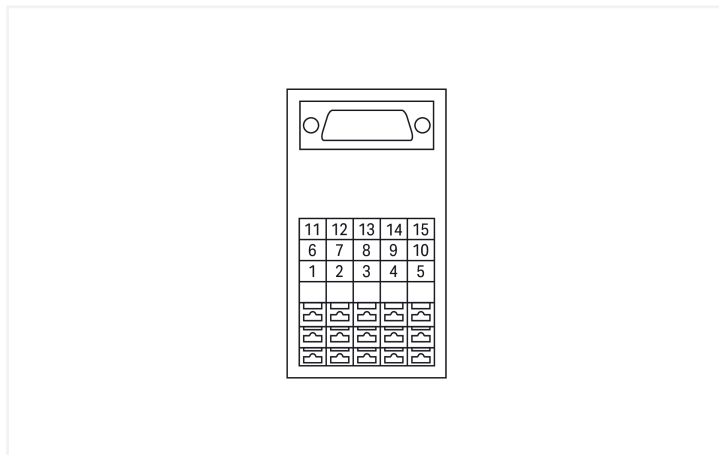



Data Sheet | Item Number: 289-713

Interface module; HD-Sub-D; Female connector; 15-pole; Triple-deck PCB terminal blocks; in mounting carrier; with shield connection

<https://www.wago.com/289-713>



Similar to illustration

Electrical data

Operating voltage	≤ 125 VAC/VDC
Nominal current	1 A
Contact resistance (max.)	15 mΩ
Specialty functions	With shield connection

Safety and protection

Rated Voltage	125 V
Rated impulse withstand voltage	0.8 kV
Pollution degree	2
Protection type	IP20

Connection Data

Performance level	3 / 50 mating cycles
Strain relief	UNC 4-40 stud bolt

Connection 1

Pluggable connector	HD D-sub female connector
Pole number 1	15
Connection type	System
Note (conductor cross-section)	12 AWG: THHN, THWN
Mating direction	vertical

Connection 2

Design	PCB terminal blocks (triple-deck)
Pole number	15
Connection type	Field
Connection technology	CAGE CLAMP®
WAGO connector	WAGO 737 Series
Solid conductor	0.08 ... 2.5 mm ² / 28 ... 12 AWG
Fine-stranded conductor	0.08 ... 2.5 mm ² / 28 ... 12 AWG

Connection 2

Strip length	5 ... 6 mm / 0.2 ... 0.24 inches
--------------	----------------------------------

Physical data

Width	35 mm / 1.378 inches
Height	85 mm / 3.346 inches
Depth from upper-edge of DIN-rail	62 mm / 2.441 inches

Mechanical data

Mounting type	DIN-35 rail
Housing design	Mounting carrier

Material data

Contact material (connector)	Au over Ni
Fire load	0.541 MJ
Weight	59.1 g

Environmental requirements

Ambient temperature (operation)	-20 ... +55 °C
Ambient temperature (storage)	-40 ... +70 °C
Relative humidity	≤ 85 % (non-condensing)

Standards and Specifications

Standards/specifications	EN 61010-2-201
--------------------------	----------------

Commercial data

Product Group	6 (INTERFACE ELECTRONIC)
PU (SPU)	8 (1) pcs
Packaging type	Box
Country of origin	DE
GTIN	4050821087144
Customs tariff number	85366990990

Product Classification

UNSPSC	39121421
eCl@ss 10.0	27-14-11-52
eCl@ss 9.0	27-14-11-52
ETIM 9.0	EC002780
ETIM 10.0	EC002780
ECCN	NO US CLASSIFICATION

Environmental Product Compliance

RoHS Compliance Status	Compliant, With Exemption
RoHS Exemption	6(c)
SCIP notification number (Austria)	c95a6f35-b2f0-47c4-a664-b3658bc08d13
SCIP notification number (Belgium)	2a9229a8-3889-46a7-87b1-e3ba0d6ac5f6
SCIP notification number (Bulgaria)	d08853aa-4229-4edf-8280-af07da99eceb
SCIP notification number (Czech Republic)	b17f1923-3358-4c55-840e-a48d229ac76c
SCIP notification number (Denmark)	28c155d8-2797-4a3a-ac6b-2a5986aed160
SCIP notification number (Finland)	dadd0681-3673-4584-8799-753fa0555da8
SCIP notification number (France)	6175f76e-40b9-4a7c-bff2-898bede16ef2
SCIP notification number (Germany)	ef908b12-8079-498d-9541-2814979bdaef
SCIP notification number (Hungary)	71ee567f-fb3e-4fd9-891b-01ea7c459ff1

Environmental Product Compliance

SCIP notification number (Italy)	a5ed5c4e-425d-4510-ad67-b5b94f458fa2
SCIP notification number (Netherlands)	f7d0b08b-9682-4811-9ef7-d530bf6cdee9
SCIP notification number (Poland)	25cb850a-9883-44c7-a15e-83e1390785e5
SCIP notification number (Romania)	fe30f22a-169c-4850-af30-bcb1b4f8cd0a
SCIP notification number (Sweden)	ea67cc89-9a63-4991-beb8-12dfd1fe9d6f

Approvals / Certificates

General approvals



Approval	Standard	Certificate Name
EAC GZO Almaty Standart	TP TC 004/2011	EAC CoC 03084

Downloads

Environmental Product Compliance

Compliance Search

Environmental Product Compliance 289-713	↓
--	---

Documentation

Bid Text

289-713	19.02.2019	xml 3.59 KB	↓
289-713	09.02.2015	doc 27.00 KB	↓

Instruction Leaflet

Operation and Assembly Instructions Interface	V 1.0.0 02.04.2025	pdf 1246.19 KB	↓
---	-----------------------	-------------------	---

CAD/CAE-Data

CAD data

2D/3D Models 289-713	↓
----------------------	---

CAE data

EPLAN Data Portal 289-713	↓
WSCAD Universe 289-713	↓
ZUKEN Portal 289-713	↓

1 Compatible Products

1.1 Optional Accessories

1.1.1 Marking

1.1.1.1 Marking strip



Item No.: 709-196

Marking strips; for laser printer; translucent



Item No.: 709-177

Marking strips; on reel; 7.5 mm wide; not stretchable; plain; snap-on type; translucent



Item No.: 709-178

Marking strips; on reel; 7.5 mm wide; not stretchable; plain; snap-on type; white

1.1.2 Tool

1.1.2.1 Operating tool




Item No.: 210-720


Operating tool; Blade: 3.5 x 0.5 mm; with a partially insulated shaft; multicoloured

Installation Notes

Conductor termination




Conductor termination – screwdriver actuation parallel to conductor entry




Conductor termination – screwdriver actuation perpendicular to conductor entry

Installation



Snapping a module onto DIN-rail.



Removing a module from the DIN-rail.